



US00D682611S

(12) **United States Design Patent**
Carder et al.

(10) **Patent No.:** **US D682,611 S**
(45) **Date of Patent:** **** May 21, 2013**

- (54) **COVER RIM**
- (75) Inventors: **Timothy J. Carder**, New Hope, PA (US); **Patrick Hagerty**, Yardley, PA (US)
- (73) Assignee: **Lenox Corporation**, Bristol, PA (US)
- (**) Term: **14 Years**
- (21) Appl. No.: **29/399,790**
- (22) Filed: **Aug. 18, 2011**
- (51) **LOC (9) Cl.** **07-02**
- (52) **U.S. Cl.**
USPC **D7/392.1**
- (58) **Field of Classification Search** D7/391,
D7/392, 392.1, 505, 540, 542; D9/435, 447,
D9/449, 452, 453, 454; 220/200, 212.5,
220/266, 277, 287, 315, 522, 784, 799; 165/47;
206/501, 502; 126/246
See application file for complete search history.

3,815,736 A *	6/1974	Sedlak	206/501
3,955,710 A	5/1976	Commisso	
D244,503 S	5/1977	Jensen	
D251,827 S *	5/1979	Commisso	D9/435
D265,061 S *	6/1982	Tricinella	D9/454
5,052,369 A	10/1991	Johnson	
D373,053 S	8/1996	Allegre	
D475,897 S	6/2003	Zettle et al.	
D482,232 S	11/2003	Zettle et al.	
D567,018 S	4/2008	Sims	
D588,866 S *	3/2009	Ho	D7/391
2003/0205575 A1	11/2003	DeWinter	

* cited by examiner

Primary Examiner — Susan E Krakower
(74) *Attorney, Agent, or Firm* — Duane Morris LLP

(57) **CLAIM**
The ornamental design for a cover rim, as shown and described.

DESCRIPTION

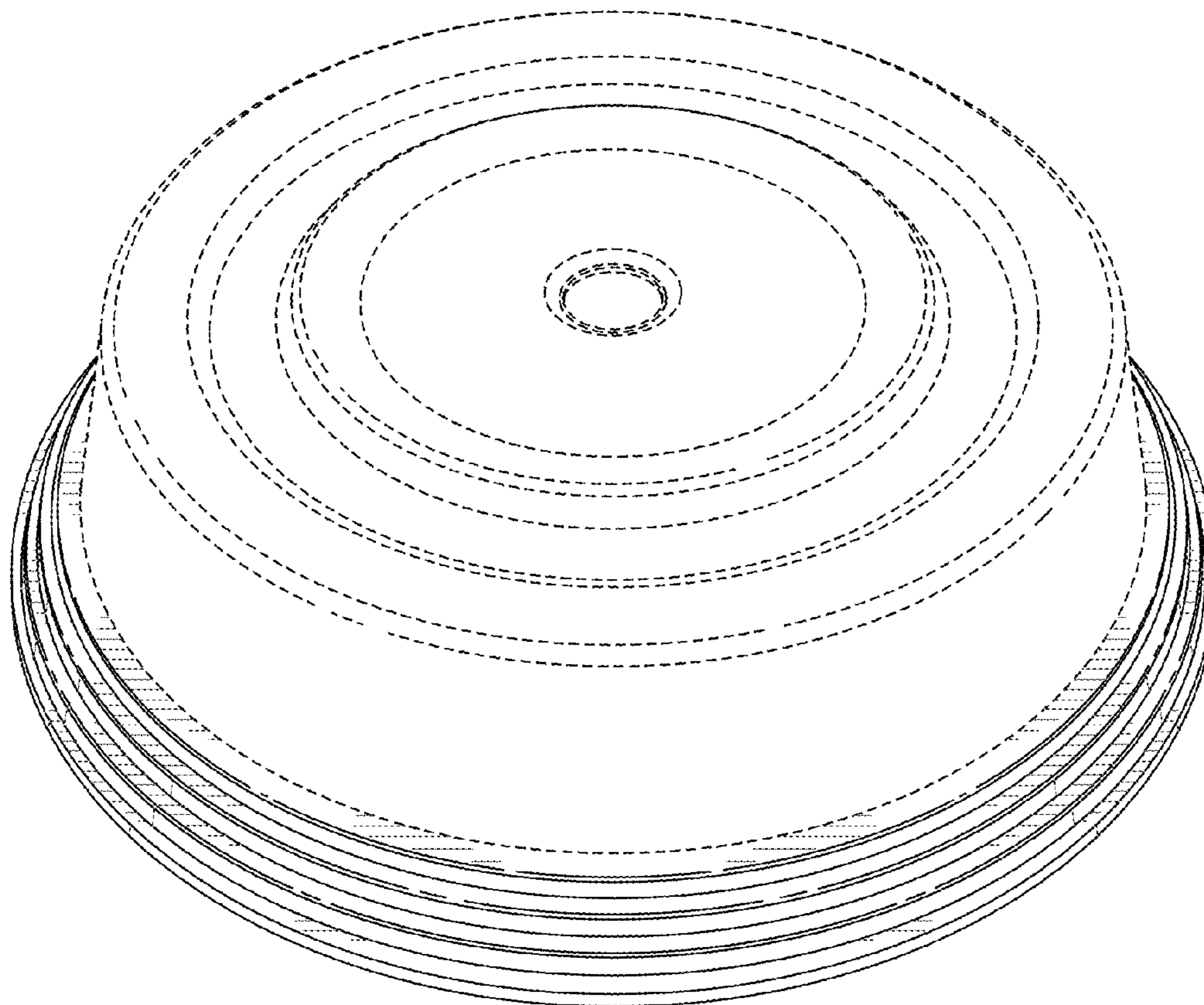
FIG. 1 is a perspective view of the cover rim;
FIG. 2 is a top view of the cover rim;
FIG. 3 is a bottom view of the cover rim; and,
FIG. 4 is a side view of the cover rim.
The broken lines illustrate portions of the cover which form no part of the claimed design.

1 Claim, 4 Drawing Sheets

(56) **References Cited**

U.S. PATENT DOCUMENTS

D168,462 S *	12/1952	Krilow	D7/392.1
D169,004 S *	3/1953	Krilow	D7/392.1
D172,854 S *	8/1954	Wlado	D7/392.1
3,794,090 A	2/1974	Commisso	



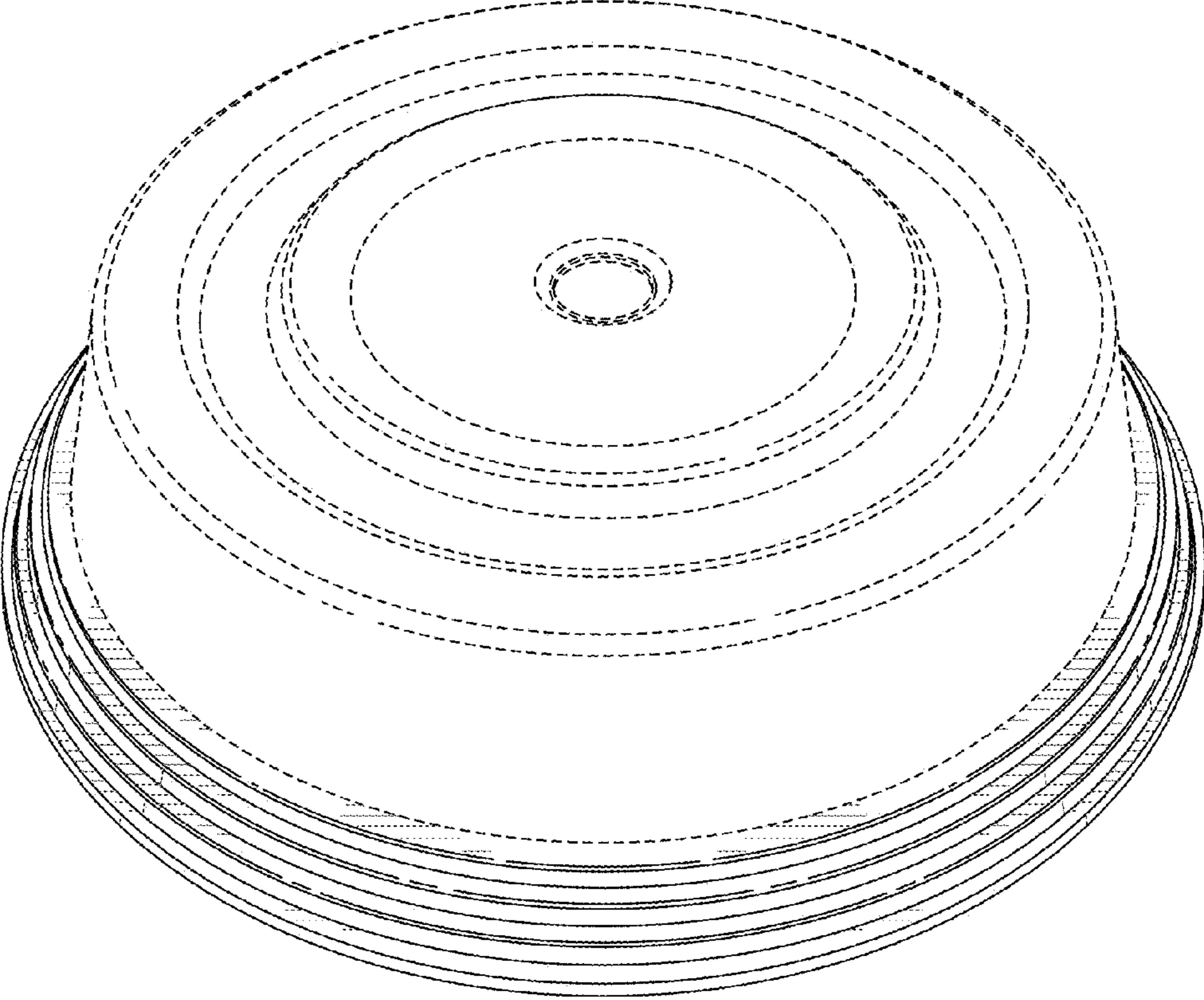


FIG. 1

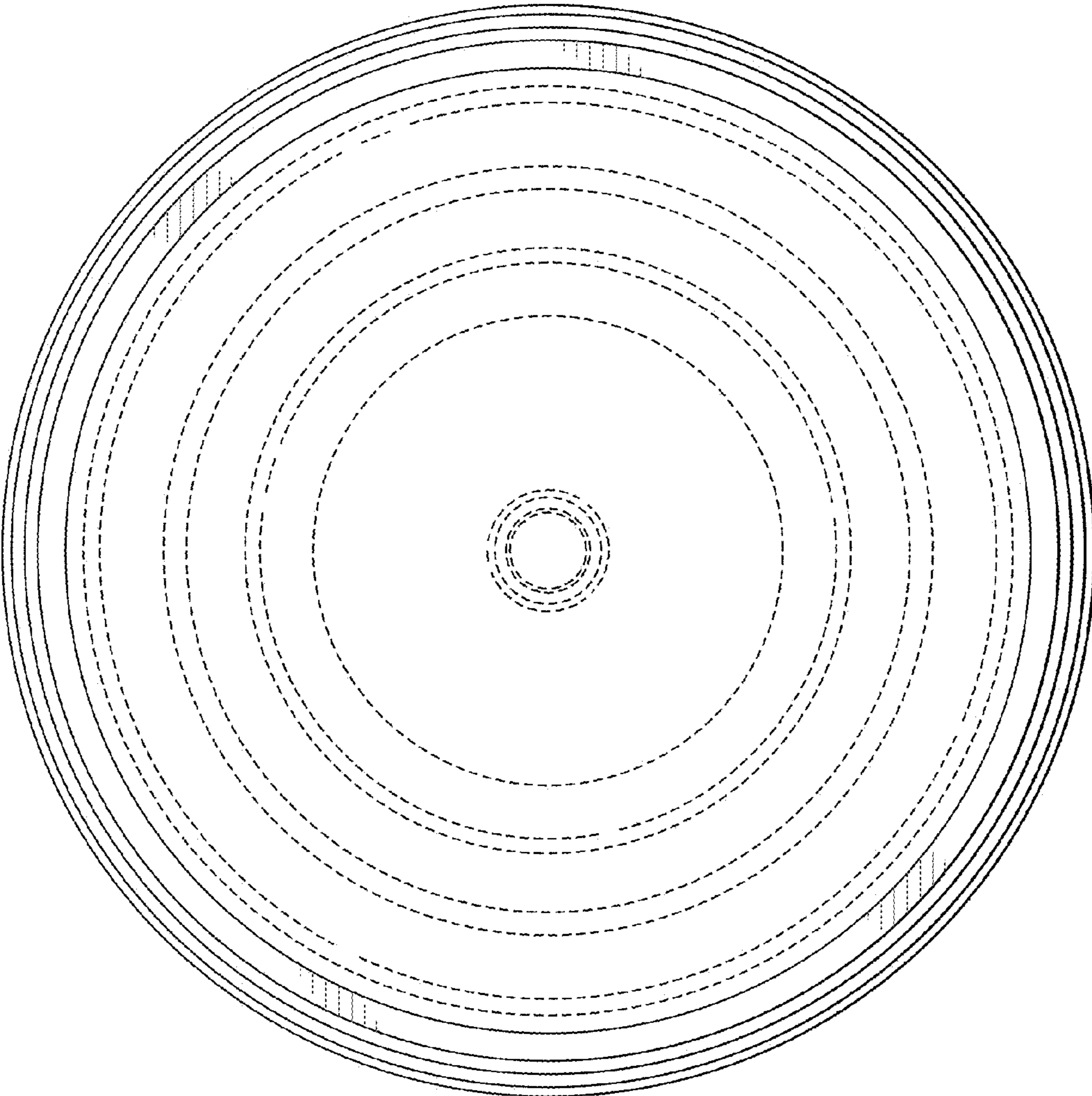


FIG. 2

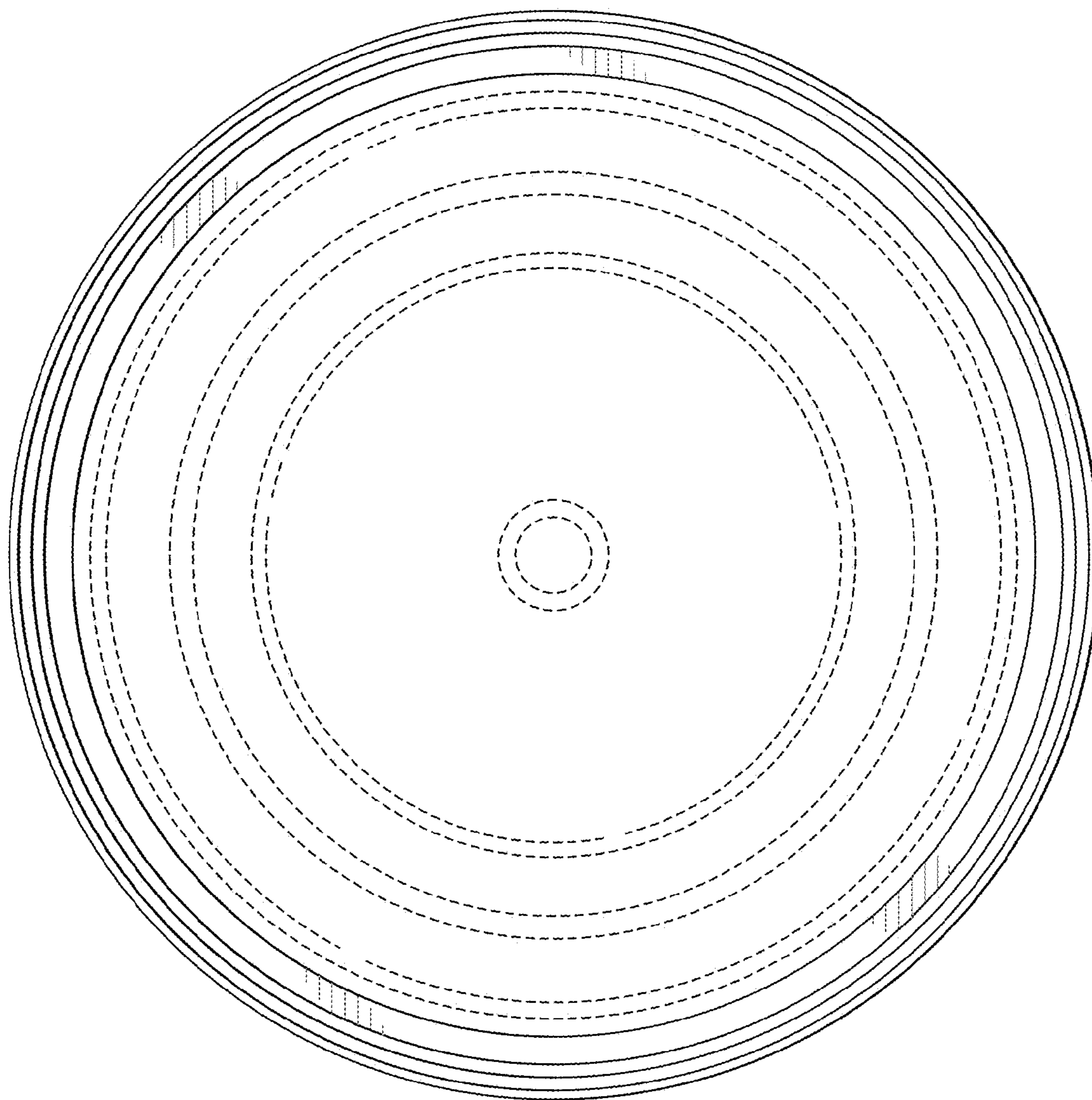


FIG. 3

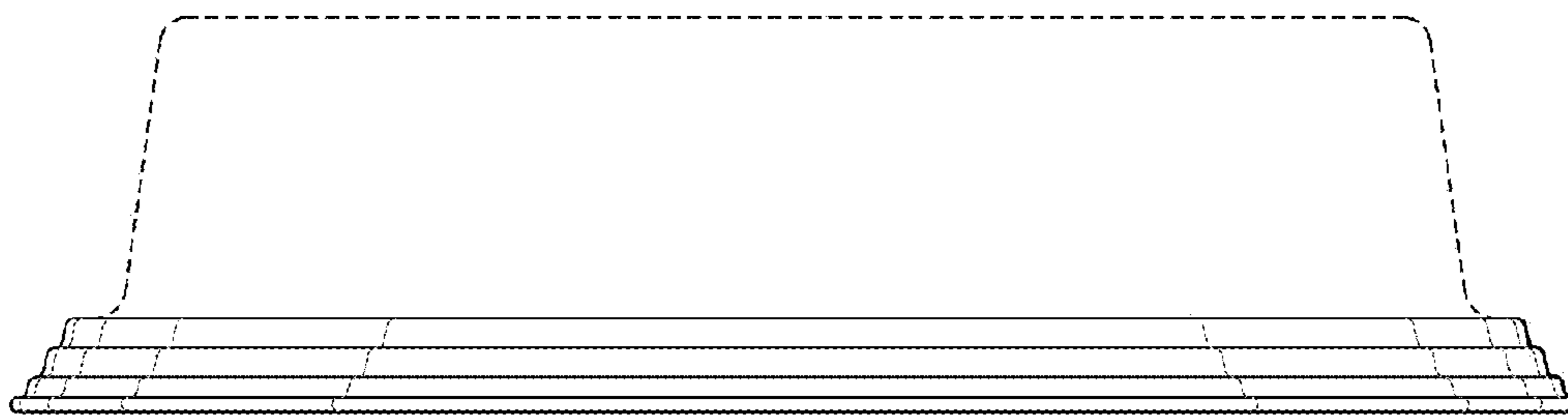


FIG. 4