



US00D682600S

(12) **United States Design Patent**
De Leo

(10) **Patent No.:** **US D682,600 S**

(45) **Date of Patent:** **** May 21, 2013**

(54) **PITCHER**

(75) **Inventor:** **Anthony M. De Leo**, Orlando, FL (US)

(73) **Assignee:** **Dart Industries Inc.**, Orlando, FL (US)

(**) **Term:** **14 Years**

(21) **Appl. No.:** **29/395,795**

(22) **Filed:** **Mar. 30, 2012**

(51) **LOC (9) Cl.** **07-01**

(52) **U.S. Cl.**
USPC **D7/319; D7/317**

(58) **Field of Classification Search** D7/317-319,
D7/321, 322, 507, 598, 600; 222/475, 1,
222/465.1, 131; 99/282; 366/256, 247; 215/12.1
See application file for complete search history.

(56) **References Cited**

U.S. PATENT DOCUMENTS

1,174,828	A	3/1916	Copeland	
D270,602	S *	9/1983	Fritz	D7/319
D272,229	S *	1/1984	Oussani	D8/61
5,388,729	A *	2/1995	Gerringer	222/130
5,407,270	A *	4/1995	Barile et al.	366/247
D379,732	S	6/1997	Jeppesen et al.	
5,695,282	A	12/1997	Hess	
D438,419	S	3/2001	Murphy	
6,224,253	B1	5/2001	Dixon	

6,231,226	B1	5/2001	Neidigh	
D480,904	S *	10/2003	Backes et al.	D7/318
D498,638	S *	11/2004	Morrison	D7/319
D542,078	S *	5/2007	Bodum	D7/319
D550,021	S	9/2007	Heiberg et al.	
D552,917	S *	10/2007	Hurlbut et al.	D7/319
D567,568	S *	4/2008	Bodum	D7/316
D568,667	S *	5/2008	Appleton	D7/319
D625,947	S *	10/2010	Olson et al.	D7/319
2007/0291585	A1	12/2007	Sivers	
2008/0259723	A1	10/2008	Rhodes et al.	

* cited by examiner

Primary Examiner — Marianne Pandozzi

(74) *Attorney, Agent, or Firm* — John A. Doninger

(57) **CLAIM**

The ornamental design for a pitcher, as shown and described.

DESCRIPTION

FIG. 1 is a top, front and left side perspective view of a pitcher showing my new design;

FIG. 2 is a front elevation view thereof;



FIG. 3 is a rear elevation view thereof;

FIG. 4 is a left side elevation view, the right side elevation being a mirror image thereof;

FIG. 5 is a top plan view thereof; and,

FIG. 6 is a bottom plan view thereof.

1 Claim, 5 Drawing Sheets






FIG. 1




FIG. 2

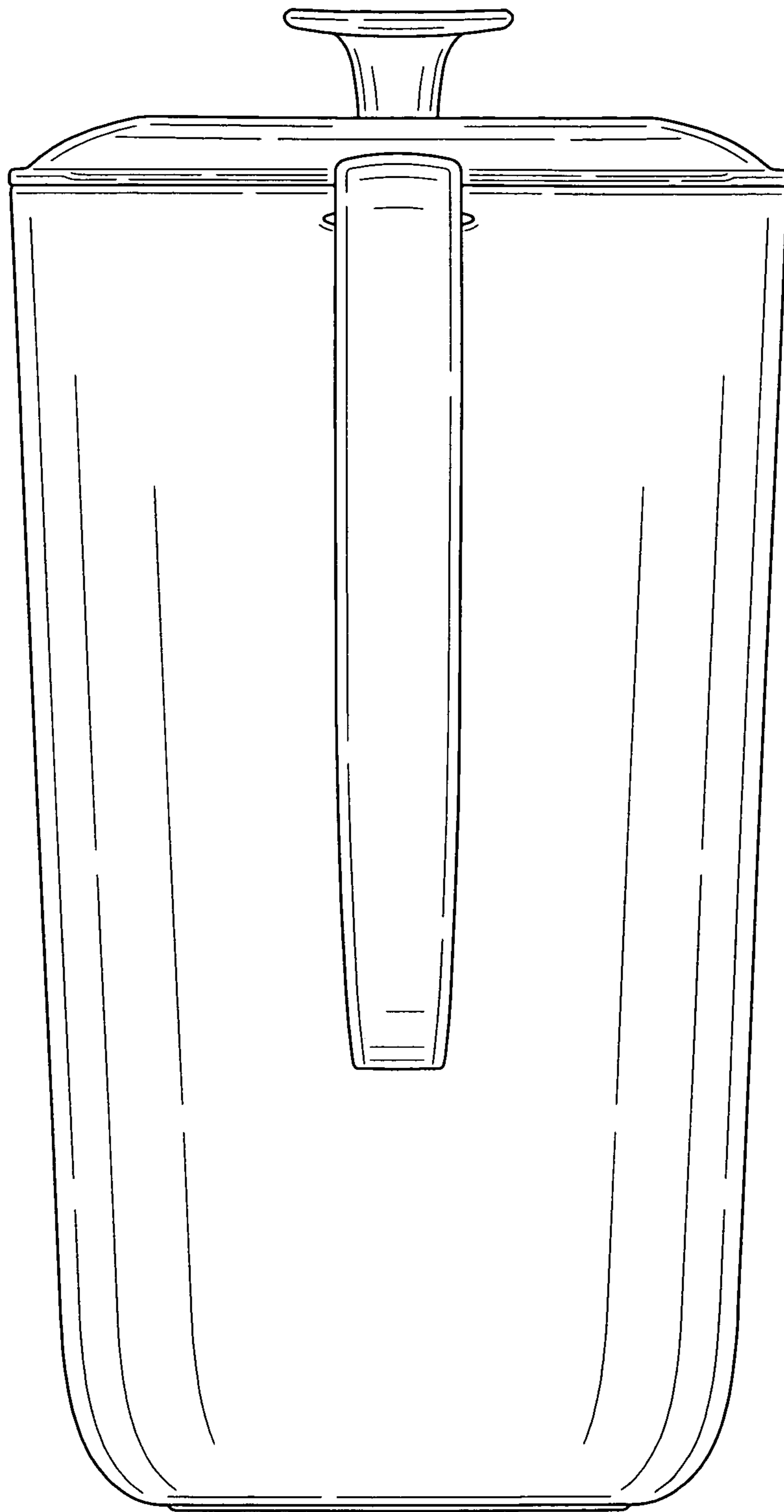


FIG. 3



FIG. 4

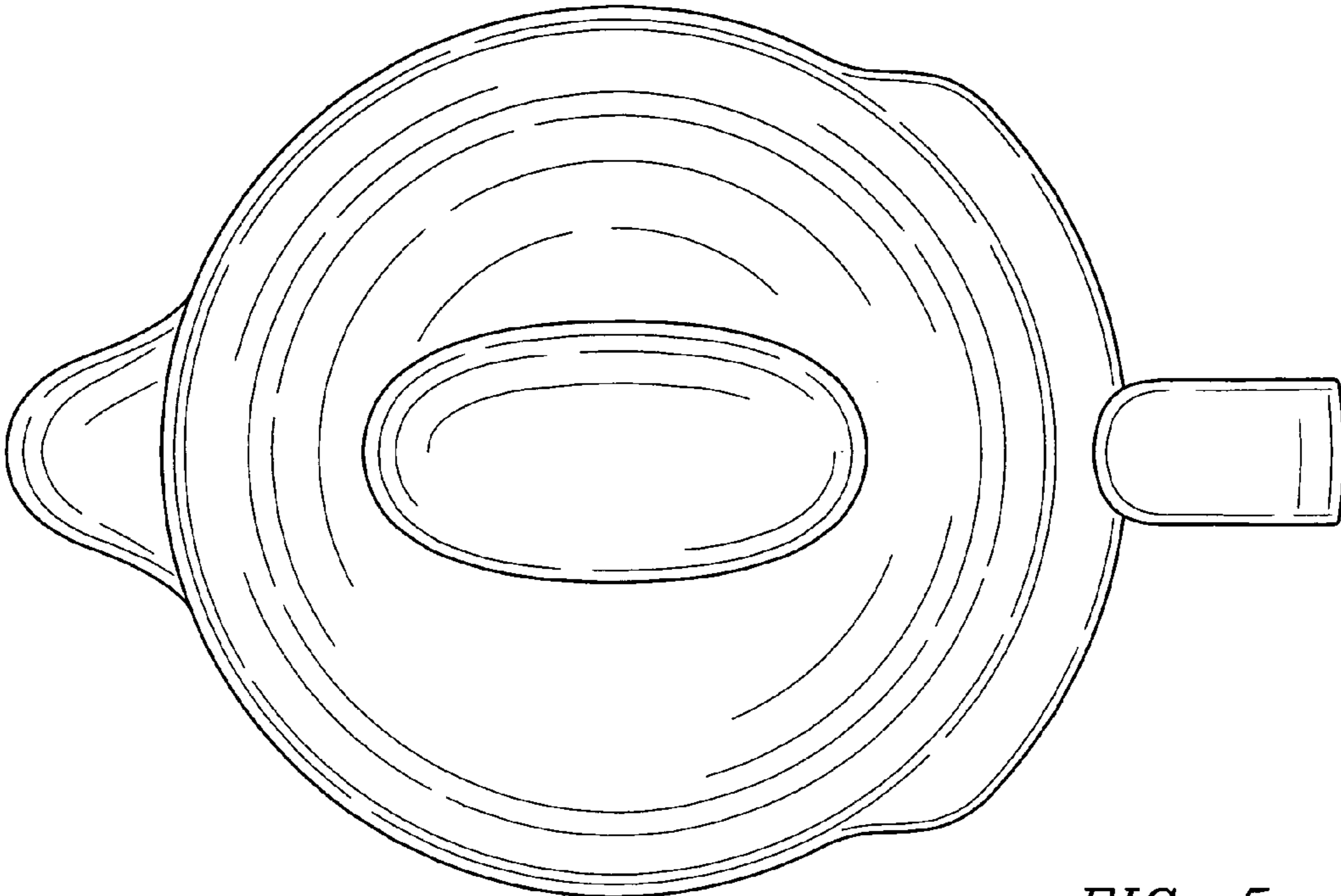


FIG. 5

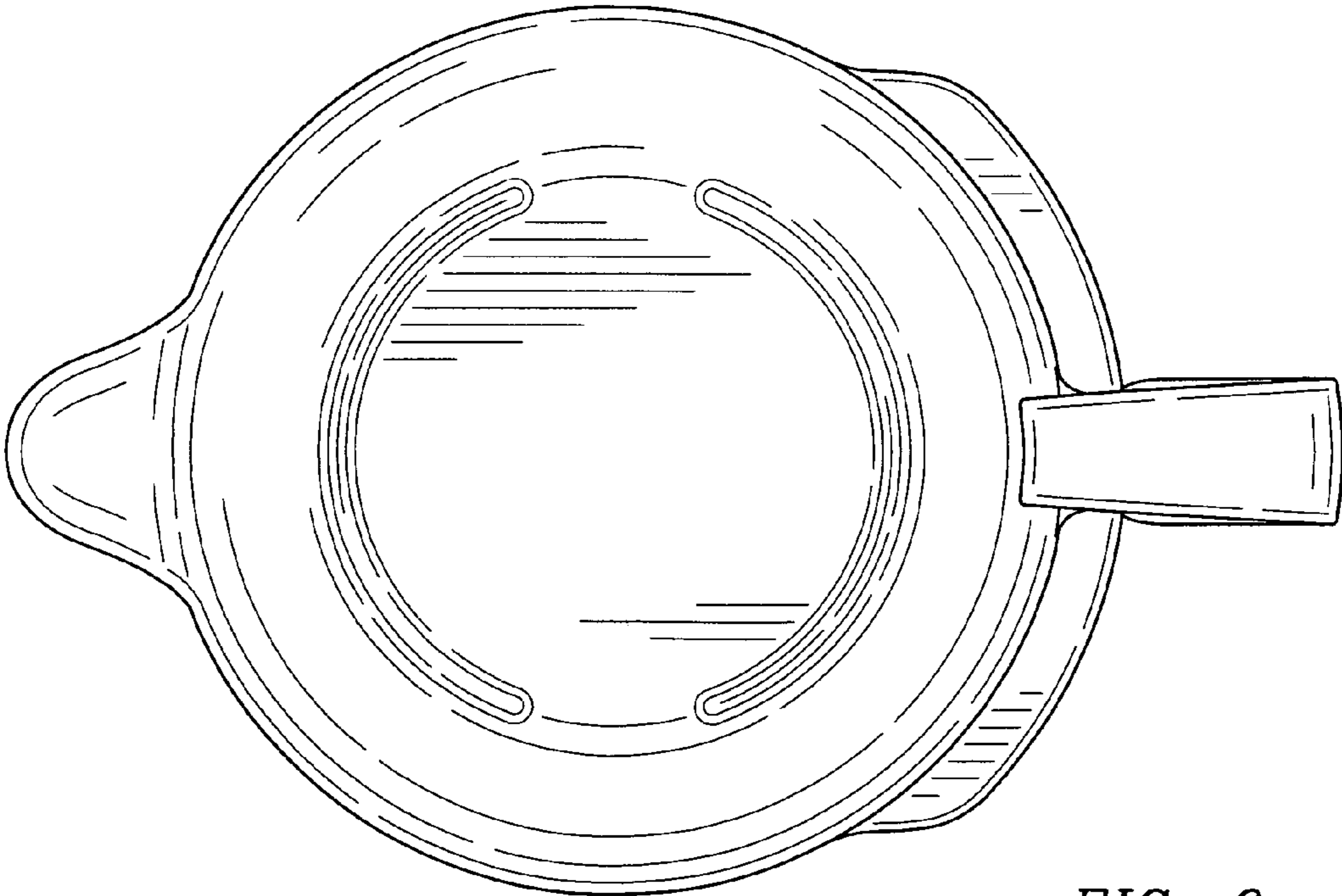


FIG. 6