



US00D682578S

(12) **United States Design Patent**
Urquiola Hidalgo

(10) **Patent No.:** **US D682,578 S**

(45) **Date of Patent:** **** *May 21, 2013**

(54) **LOUNGE CHAIR**

(75) Inventor: **Patricia Urquiola Hidalgo**, Milan (IT)

(73) Assignee: **Steelcase Inc.**, Grand Rapids, MI (US)

(*) Notice: This patent is subject to a terminal disclaimer.

(**) Term: **14 Years**

(21) Appl. No.: **29/419,416**

(22) Filed: **Apr. 27, 2012**

(51) **LOC (9) Cl.** **06-01**

(52) **U.S. Cl.**

USPC **D6/381**

(58) **Field of Classification Search** D6/334–338,
D6/349, 355, 361, 368–370, 376, 379–381,
D6/492, 500–502; 297/16.1, 42, 94, 135,
297/175, 232, 233, 350, 351, 445.1, 448.1,
297/448.2, 451.9; 5/12.1, 12.2

See application file for complete search history.

(56) **References Cited**

U.S. PATENT DOCUMENTS

2,334,297 A	11/1943	Mattie	
2,599,396 A	6/1952	Kronheim	
2,615,502 A	10/1952	Schneider	
D213,190 S *	1/1969	Watari	D6/334
3,736,023 A	5/1973	Lyons	
D227,201 S *	6/1973	Scott	D6/365
3,742,526 A	7/1973	Lilard	
3,751,739 A	8/1973	Assmann	
D228,595 S	10/1973	Korch	
3,893,731 A	7/1975	Maggs	
3,902,759 A	9/1975	Monteforte et al.	
D237,662 S	11/1975	Subert	

D238,527 S *	1/1976	Bernard	D6/334
D239,795 S	5/1976	Bernard	
D242,964 S *	1/1977	Haynes, Sr.	D6/377
D243,045 S *	1/1977	Haynes, Sr.	D6/377
D243,047 S *	1/1977	Haynes, Sr.	D6/377
D244,569 S	6/1977	Laroye	
D245,297 S	8/1977	Curtin	
D245,298 S	8/1977	Brahm	
D246,492 S	11/1977	Roset	
D249,102 S	8/1978	Pelly	
D250,860 S	1/1979	Castro	
D252,489 S	7/1979	Petersilie	

(Continued)

FOREIGN PATENT DOCUMENTS

JP 2006174931 A 7/2006

OTHER PUBLICATIONS

The furni Italian contemporary, downloaded from <http://www.fenicie.com/the-furni-italian-contemporary-the-better-reviews-the-better-furniture>, on Mar. 28, 2012 (5 pages).

Primary Examiner — Sandra Snapp

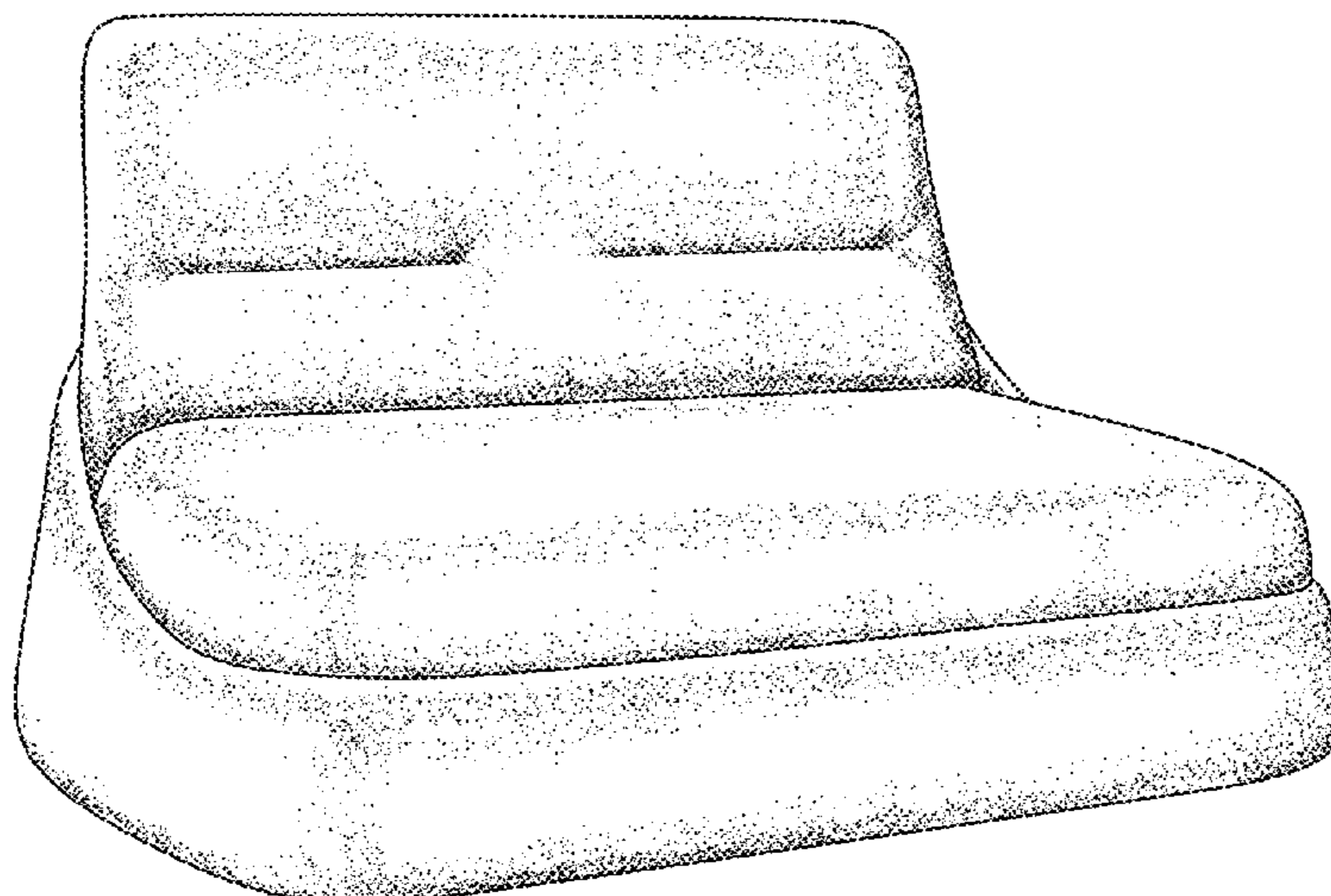
(57) **CLAIM**

I claim the ornamental design for a lounge chair, as shown and described.

DESCRIPTION

FIG. 1 is a front perspective view of a lounge chair, according to one embodiment;
FIG. 2 is a right side view of a lounge chair of FIG. 1, the left side view is a mirror image of the right side view of FIG. 2;
FIG. 3 is a front view of a lounge chair of FIG. 1;
FIG. 4 is a rear view of a lounge chair of FIG. 1;
FIG. 5 is a top view of a lounge chair of FIG. 1; and,
FIG. 6 is a bottom view of a lounge chair of FIG. 1.

1 Claim, 3 Drawing Sheets



US D682,578 S

Page 2

U.S. PATENT DOCUMENTS

D252,782 S	9/1979	Roset	6,270,155 B1	8/2001	Rashid	
D254,345 S	3/1980	Labor	D452,386 S	12/2001	Mourgue	
D257,087 S	9/1980	Roset	D466,313 S	12/2002	Hutton	
D261,830 S	11/1981	Marks	6,668,394 B2	12/2003	Walpin	
D261,834 S	11/1981	Stebbins	D487,984 S	4/2004	Natuzzi	
D262,676 S	1/1982	Roset	D501,112 S	1/2005	Kasatshko et al.	
D266,715 S	11/1982	Tiffany, III	D504,781 S	5/2005	Suzuki et al.	
D269,482 S	6/1983	Ungaro	D505,277 S	5/2005	Tapinassi et al.	
D274,576 S	7/1984	Tiffany	D505,560 S	5/2005	Hutton et al.	
D278,004 S	3/1985	Sigona	D508,787 S	8/2005	Natuzzi	
D280,365 S	9/1985	Hopfer	D539,045 S *	3/2007	Mourgue	D6/334
D282,126 S	1/1986	Hopfer	D539,046 S	3/2007	Bouroullec et al.	
D303,735 S	10/1989	Haukvik et al.	D548,986 S	8/2007	McCoy et al.	
D304,394 S	11/1989	Harmer	D549,471 S	8/2007	Bauchet	
D308,768 S	6/1990	Ferro	D549,971 S	9/2007	Jourdan	
D310,452 S	9/1990	Hopfer	D550,464 S	9/2007	Bauchet	
D312,000 S	11/1990	Smith et al.	D552,853 S	10/2007	Goodrick	
D315,643 S	3/1991	Guy	D552,854 S	10/2007	Tseng	
D320,892 S	10/1991	Kinard et al.	D559,576 S	1/2008	Bauchet	
D335,035 S	4/1993	Floyd	D571,565 S	6/2008	Cheng	
D342,164 S	12/1993	Dalman	D579,222 S	10/2008	Schmitt	
D358,039 S	5/1995	Fornaro	D587,911 S	3/2009	Pearson et al.	
D366,571 S	1/1996	Hutton	D596,862 S	7/2009	Paulin	
D380,907 S	7/1997	Chandler	D600,029 S	9/2009	Paulin	
D383,321 S	9/1997	Honeycutt, Sr.	D609,481 S	2/2010	Young-it et al.	
D390,017 S	2/1998	Lewis	D609,931 S	2/2010	Young-it et al.	
D392,471 S	3/1998	Smith	D610,365 S	2/2010	Young-il et al.	
D395,759 S	7/1998	Smith	D610,826 S	3/2010	Nigro	
D396,757 S	8/1998	Katz et al.	D612,161 S	3/2010	Paulin	
D400,364 S	11/1998	Hutton	D612,622 S	3/2010	Paulin	
D404,210 S	1/1999	Hutton	D617,106 S	6/2010	Giovanetti	
D416,704 S	11/1999	Mourgue	D618,466 S	6/2010	Cabrera	
D420,520 S	2/2000	Johnston	D627,574 S	11/2010	Joly	
D424,314 S	5/2000	Linder	D627,575 S	11/2010	Joly	
D426,076 S	6/2000	Peterson	D628,399 S	12/2010	Gauthier	
D431,694 S	10/2000	Copple	D629,626 S *	12/2010	Jourdan	D6/334
D431,724 S	10/2000	Peterson	7,845,703 B2	12/2010	Panzarella et al.	
D431,914 S	10/2000	Lewis	D632,503 S	2/2011	Saul	
D434,237 S	11/2000	Binder et al.	D644,448 S	9/2011	Li	
D435,355 S	12/2000	Peterson	D646,496 S	10/2011	Fukasawa	
6,170,908 B1	1/2001	Jewell	2008/0236452 A1	10/2008	Pratt et al.	
D437,128 S	2/2001	Binder et al.				

* cited by examiner

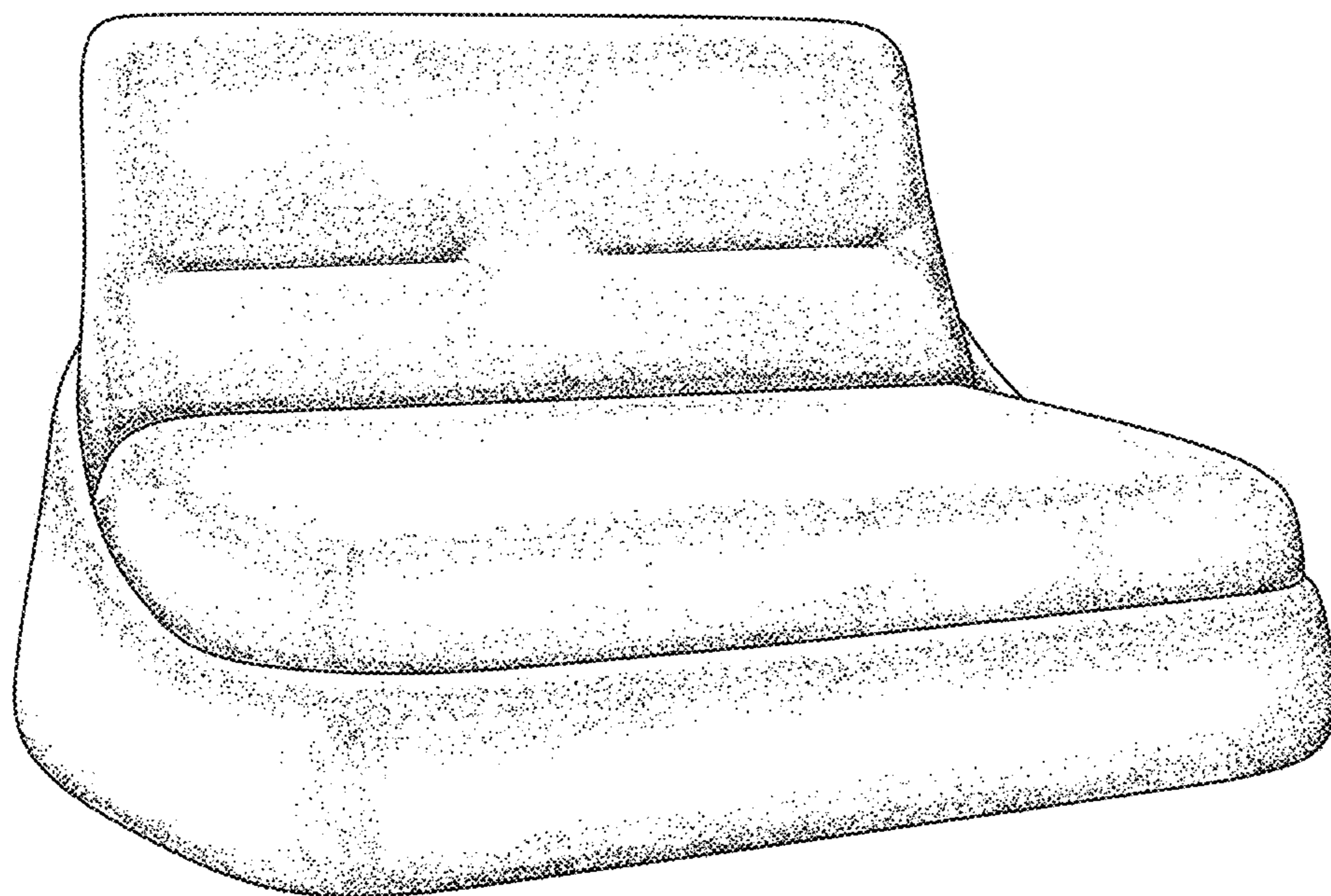


FIG. 1

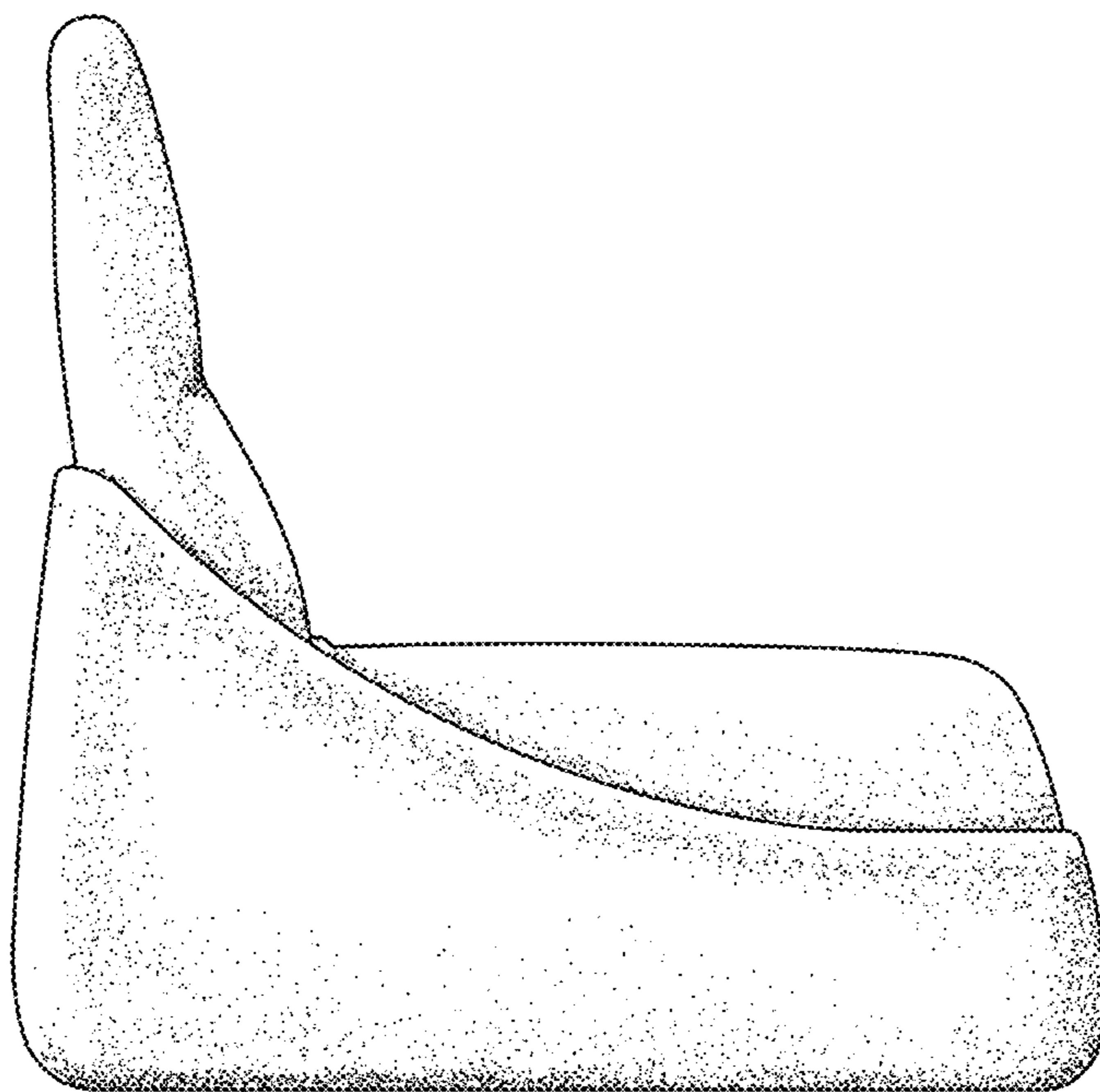


FIG. 2




FIG. 3




FIG. 4

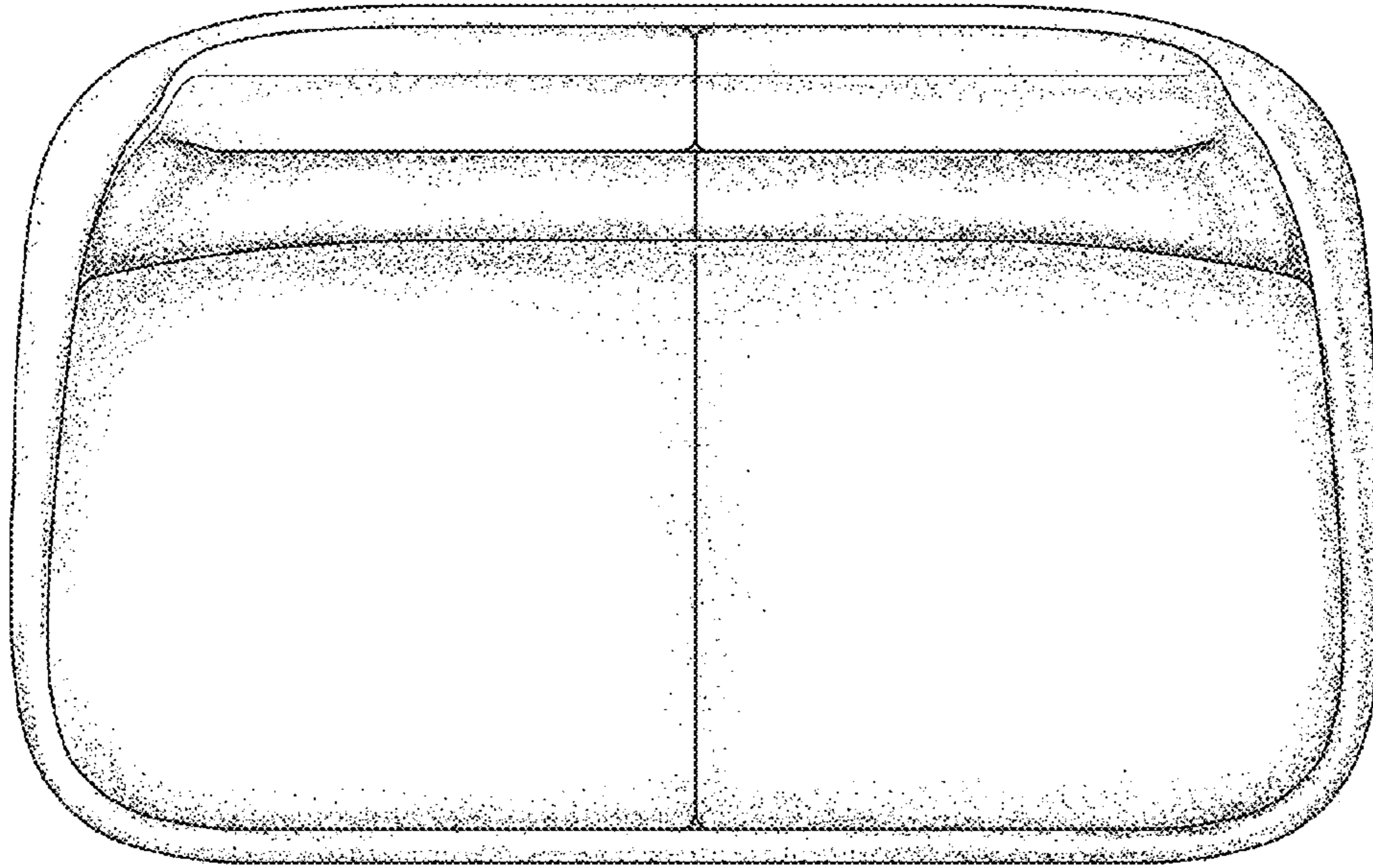


FIG. 5

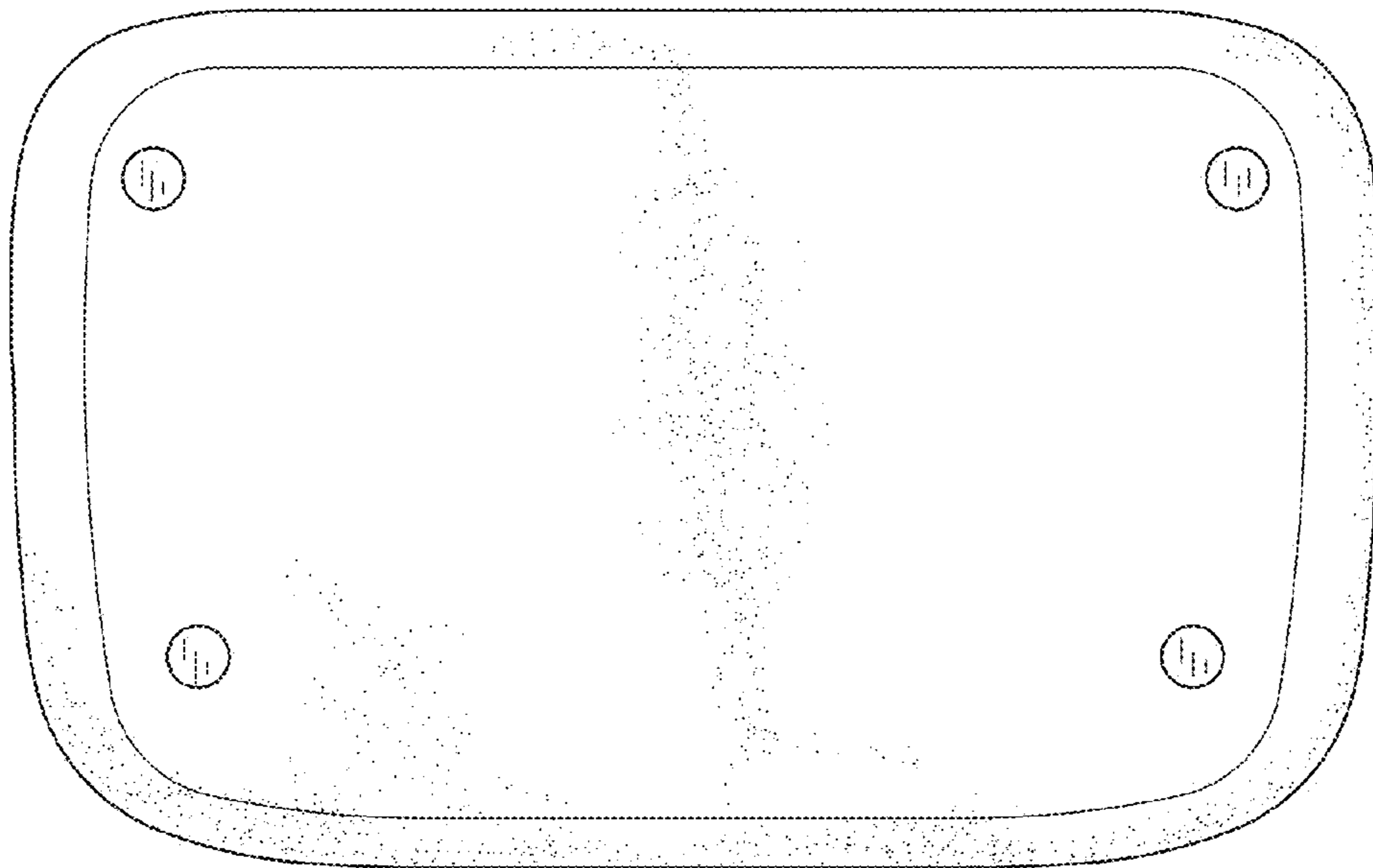


FIG. 6

UNITED STATES PATENT AND TRADEMARK OFFICE
CERTIFICATE OF CORRECTION

PATENT NO. : D682,578 S
APPLICATION NO. : 29/419416
DATED : May 21, 2013
INVENTOR(S) : Patricia Urquiola Hidalgo

Page 1 of 3

It is certified that error appears in the above-identified patent and that said Letters Patent is hereby corrected as shown below:

In the Drawings:

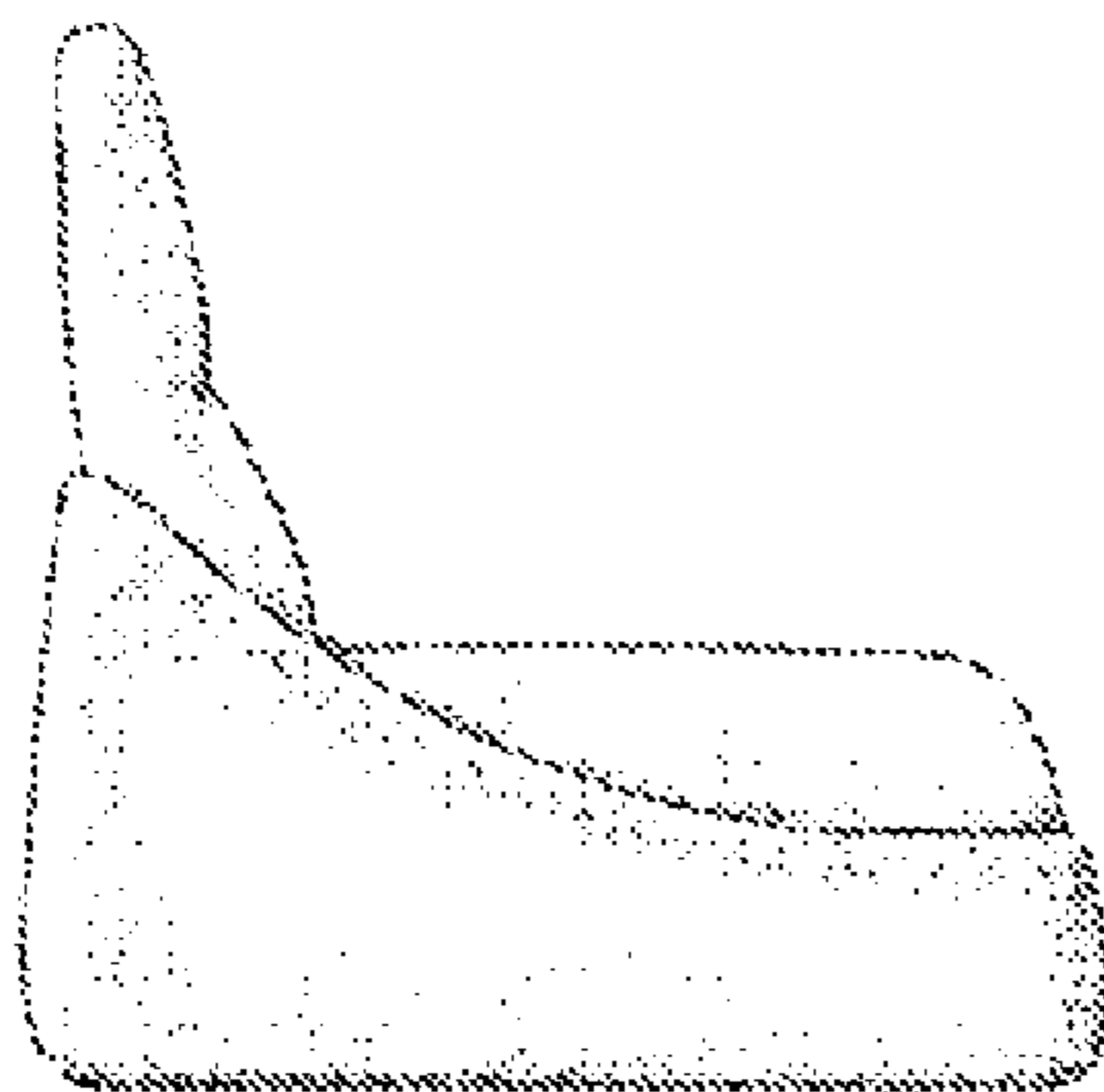



Fig 2. printed as

FIG. 2



and should be replaced with

FIG. 2

Signed and Sealed this
Thirtieth Day of July, 2013

Teresa Stanek Rea
Acting Director of the United States Patent and Trademark Office

Fig 3. printed as

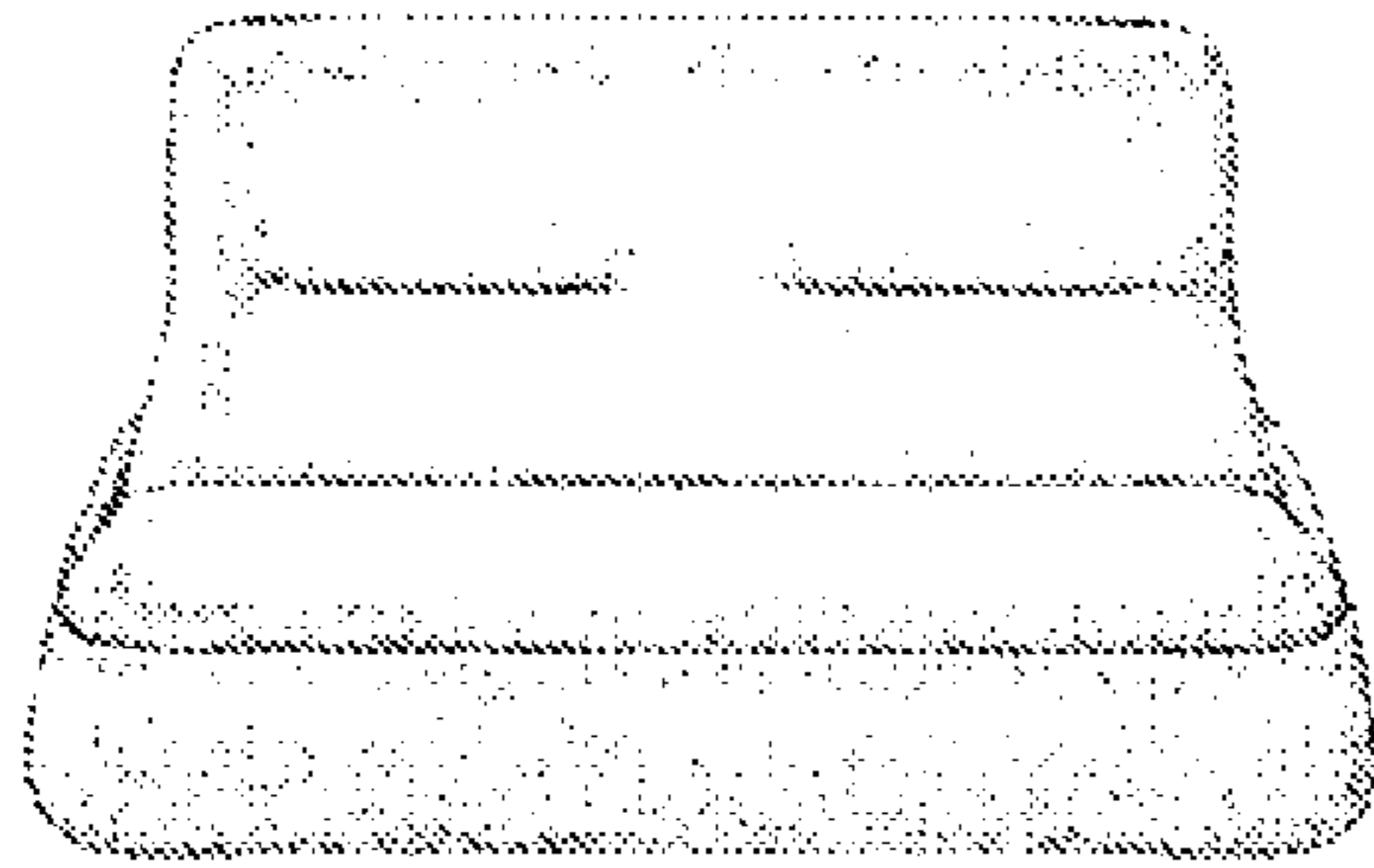


FIG. 3

and should be replaced with




FIG. 3

Fig 4. printed as

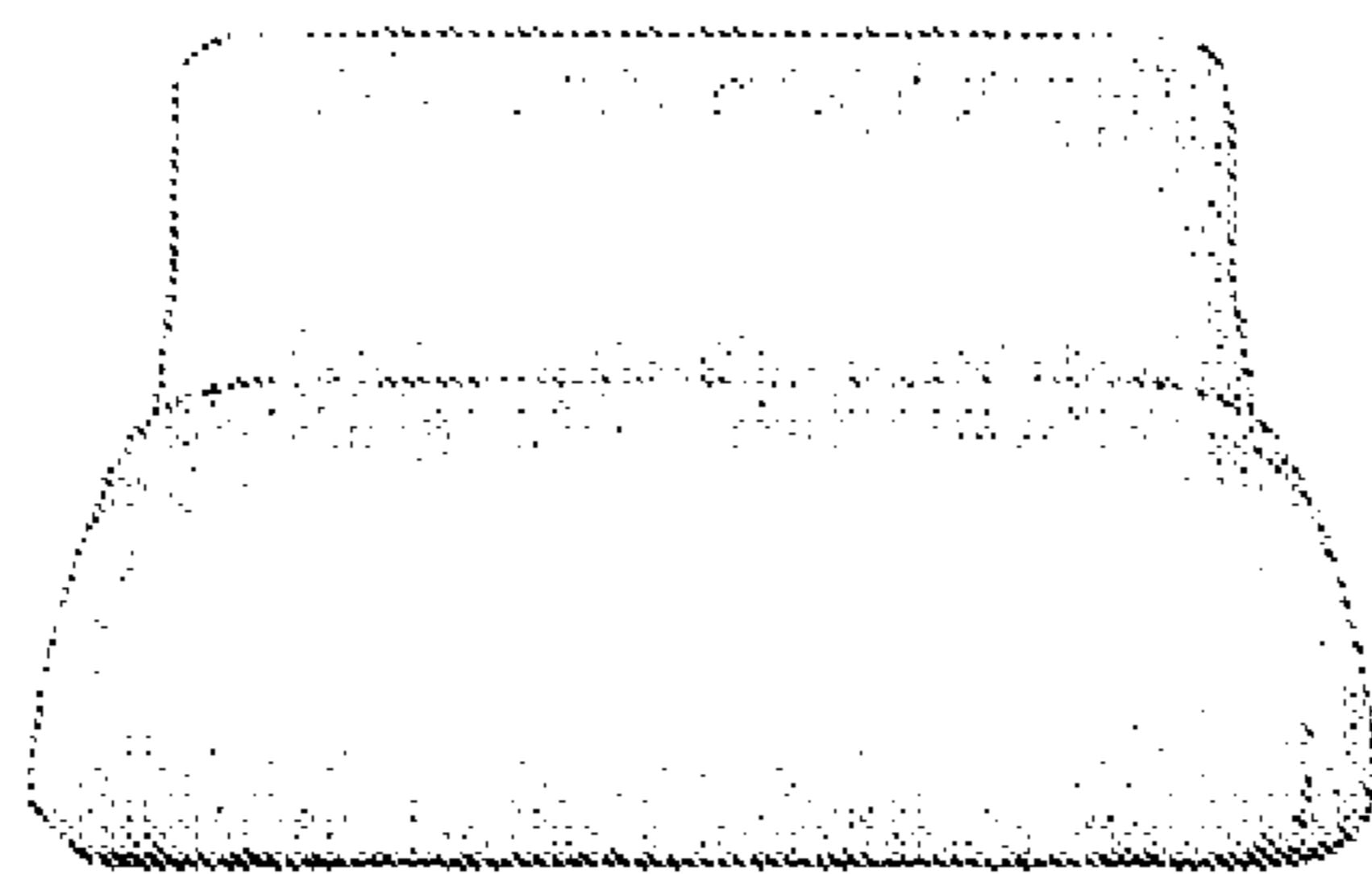


FIG. 4

and should be replaced with




FIG. 4

Fig 5. printed as

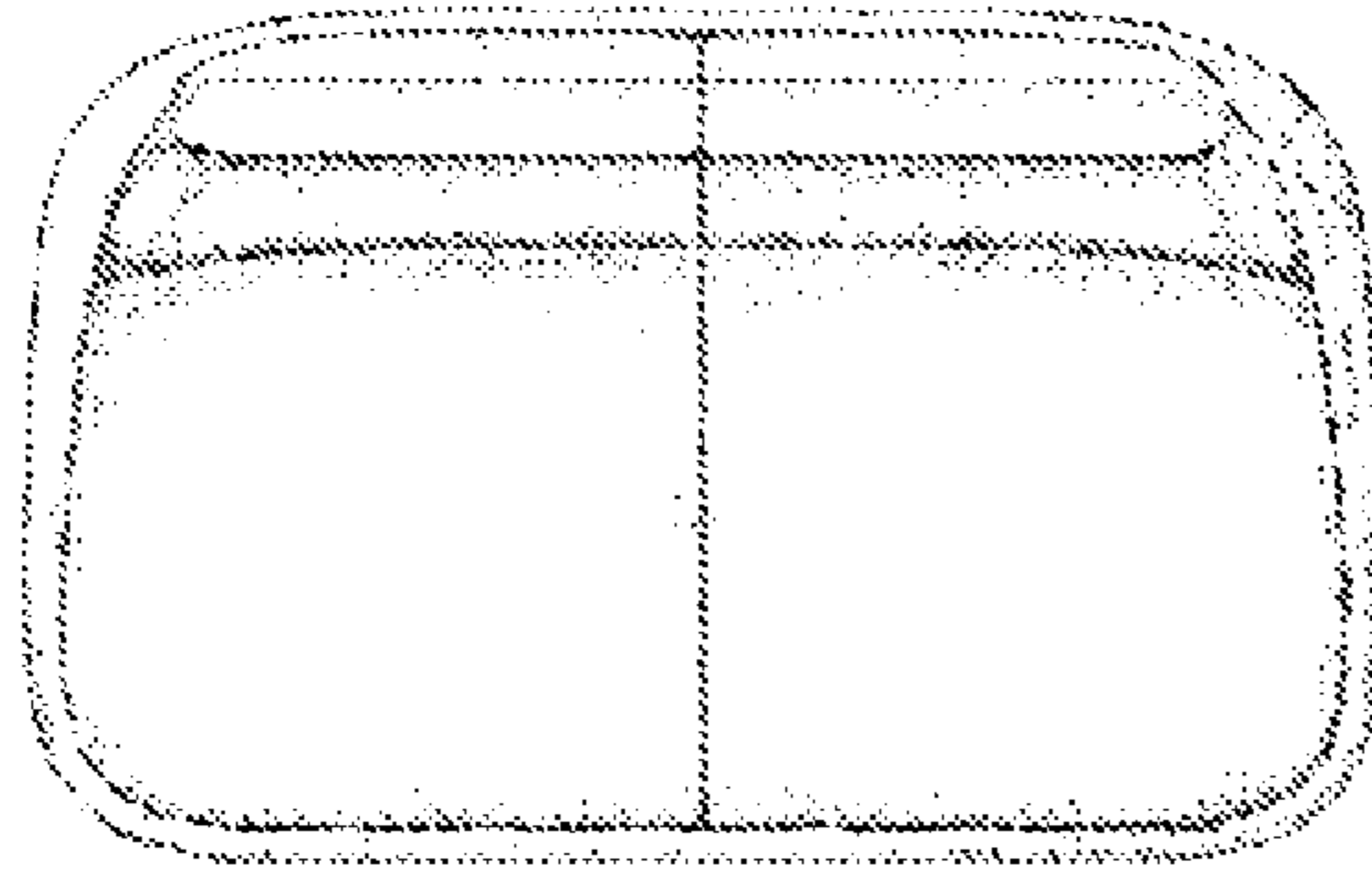


FIG. 5

and should be replaced with




FIG. 5

Fig 6. printed as

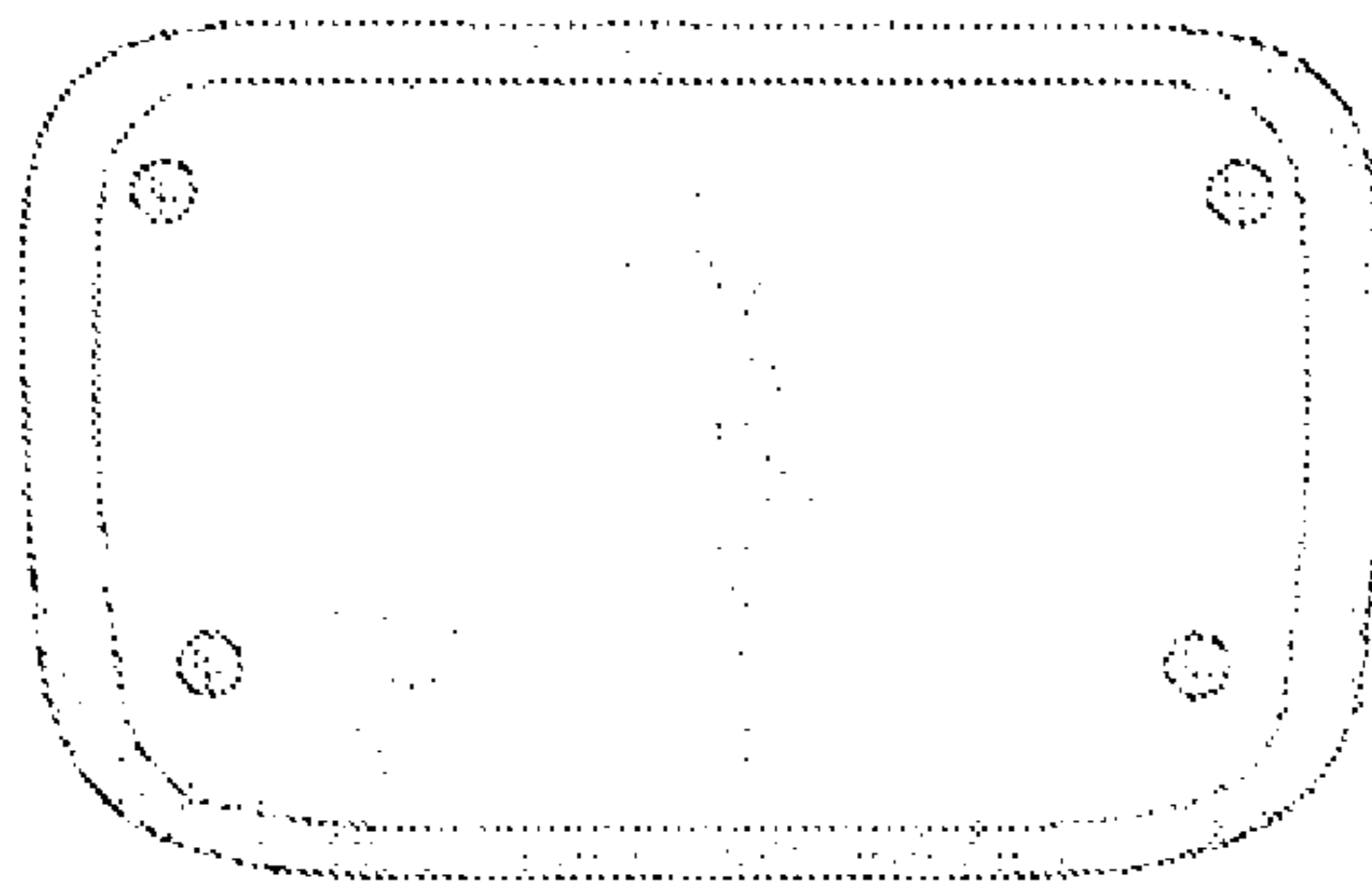


FIG. 6

and should be replaced with




FIG. 6