



US00D682569S

(12) **United States Design Patent**  
**Khalil et al.**

(10) **Patent No.:** **US D682,569 S**

(45) **Date of Patent:** **\*\* May 21, 2013**

(54) **SWIVELING PASSENGER SEAT**

(75) Inventors: **Franghie Rubio Khalil**, Chihuahua (MX); **Raul Daniel Flores Aguirre**, Chihuahua (MX); **Sahira Villalobos Gonzalez**, Chihuahua (MX); **Carla Cristina Gonzalez Salitrero**, Chihuahua (MX); **Jose Angel Vilchis Dominguez**, Chihuahua (MX)

(73) Assignee: **Zodiac Seats US LLC**, Gainesville, TX (US)

(\*\*) Term: **14 Years**

(21) Appl. No.: **29/406,203**

(22) Filed: **Nov. 10, 2011**  
(Under 37 CFR 1.47)

(51) **LOC (9) Cl.** ..... **06-01**

(52) **U.S. Cl.**  
USPC ..... **D6/356**

(58) **Field of Classification Search** ..... D6/334-336, D6/342, 356, 360-369, 372-381, 498, 500-502, D6/601; D26/138; 244/118.5-118.6, 119, 244/122 R; 297/188.01, 217.3, 232, 248, 297/257, 284.4-284.5, 291, 297, 331, 411.2, 297/411.27-411.29, 451.1, 452.13, 452.18, 297/452.21, 452.29, 452.3, 452.56, 452.64

See application file for complete search history.

(56) **References Cited**

U.S. PATENT DOCUMENTS

642,404 A 1/1900 Wilkerson  
1,744,364 A 1/1930 Cruickshank

(Continued)

FOREIGN PATENT DOCUMENTS

EM 0020372910001 7/2012  
EM 0020372910002 7/2012

(Continued)

OTHER PUBLICATIONS

International Search Report and Written Opinion dated Sep. 5, 2012 in Application No. PCT/US2011/06016.

(Continued)

*Primary Examiner* — Ricky Pham

(74) *Attorney, Agent, or Firm* — Dean W. Russell; Tiffany L. Williams; Kilpatrick Townsend & Stockton LLP

(57) **CLAIM**

The ornamental design for a swiveling passenger seat, as shown and described.

**DESCRIPTION**

FIG. 1 is a perspective view of a swiveling passenger seat, showing our new design.

FIG. 2 is a front elevation view of the swiveling passenger seat of FIG. 1.

FIG. 3 is a rear elevation view of the swiveling passenger seat of FIG. 1.

FIG. 4 is a left side elevation view of the swiveling passenger seat of FIG. 1.

FIG. 5 is a right side elevation view of the swiveling passenger seat of FIG. 1.

FIG. 6 is a top plan view of the swiveling passenger seat of FIG. 1.

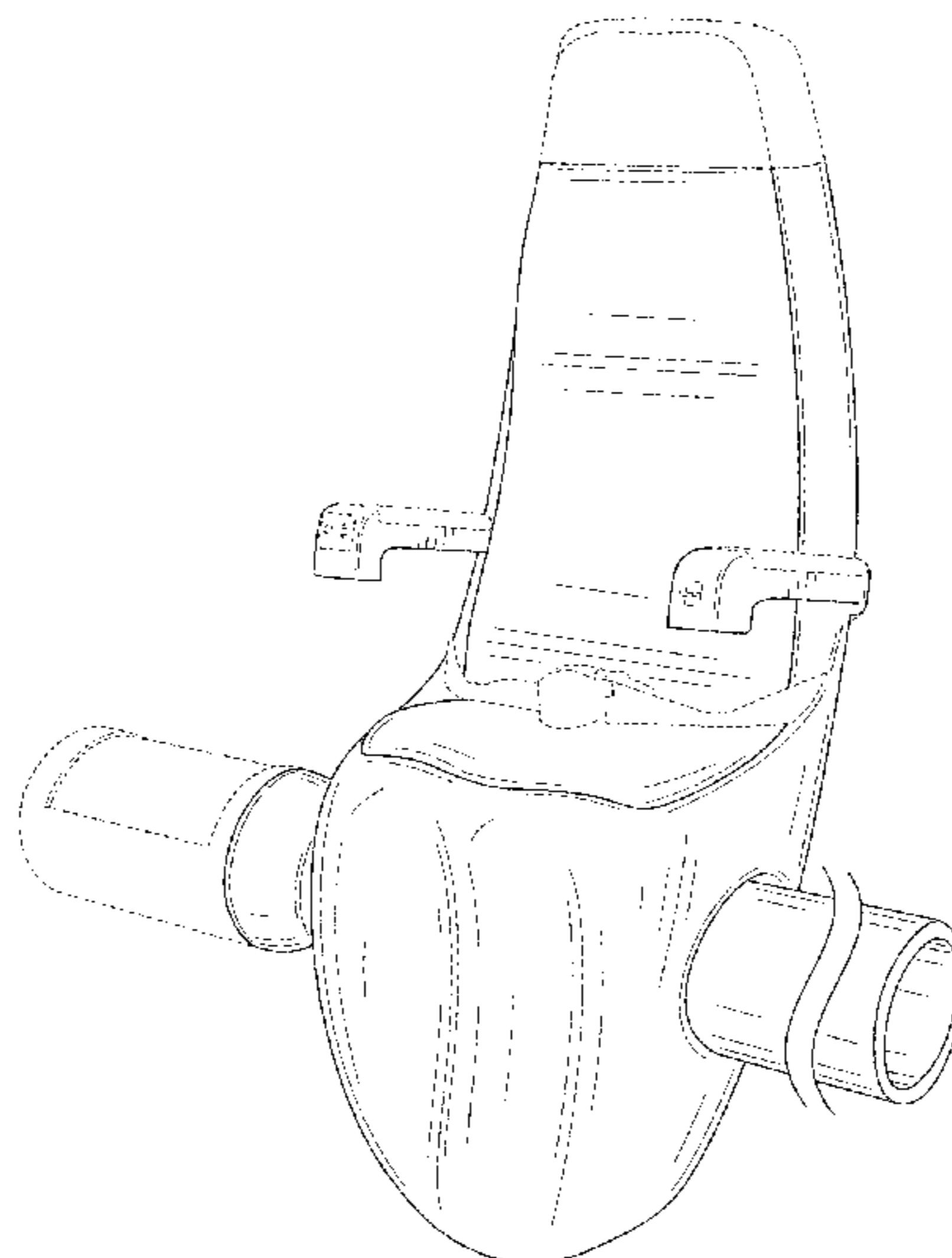
FIG. 7 is a bottom plan view of the swiveling passenger seat of FIG. 1.

FIG. 8 is a front elevation view of the swiveling passenger seat of FIG. 1, showing other swiveling passenger seats used with the swiveling passenger seat of FIG. 1; and,

FIG. 9 is a perspective view of the swiveling passenger seat of FIG. 1, showing other swiveling passenger seats used with the swiveling passenger seat of FIG. 1.

Portions or features of the swiveling passenger seat not shown in the drawings form no part of the claimed design. The broken lines in the drawings form no part of the claimed design.

**1 Claim, 9 Drawing Sheets**



# US D682,569 S

Page 2

## U.S. PATENT DOCUMENTS

2,351,698 A 6/1944 Nystrom  
2,642,927 A 6/1953 Rising  
3,471,198 A 10/1969 Homier et al.  
5,370,446 A 12/1994 Bancod  
5,791,735 A 8/1998 Helman  
5,829,836 A \* 11/1998 Schumacher et al. .... 297/257  
5,876,085 A 3/1999 Hill  
5,997,091 A 12/1999 Rech et al.  
6,120,099 A 9/2000 Reikeras et al.  
6,220,668 B1 4/2001 Scheffzuck  
6,250,716 B1 6/2001 Clough  
6,467,846 B2 10/2002 Clough  
6,533,359 B1 3/2003 Holstensson  
6,666,517 B2 12/2003 Clough  
6,669,141 B2 \* 12/2003 Schmidt-Schaeffer .... 244/118.6  
6,776,457 B2 \* 8/2004 Muin et al. .... 297/331  
D508,337 S \* 8/2005 Stalmate et al. .... D6/356  
7,040,705 B2 5/2006 Clough  
7,080,886 B2 7/2006 Bauer  
7,131,698 B2 11/2006 Dowty et al.  
7,134,729 B2 \* 11/2006 Dowty et al. .... 297/452.18  
7,144,083 B2 12/2006 List et al.  
7,201,448 B2 4/2007 Williamson et al.  
7,237,842 B2 7/2007 Schmuda von Trzebiatowski  
et al.  
7,264,313 B2 9/2007 Clough  
7,364,239 B2 4/2008 Clough  
7,500,721 B2 3/2009 Beroth et al.  
7,744,158 B2 6/2010 Schurg  
7,871,039 B2 \* 1/2011 Fullerton et al. .... 244/118.5  
7,871,129 B2 1/2011 Boes et al.  
7,992,939 B2 8/2011 Pozzi  
D651,001 S \* 12/2011 Fleming ..... D6/356  
D659,900 S \* 5/2012 Yu ..... D26/138  
8,196,864 B2 \* 6/2012 Ruiter et al. .... 244/118.6  
2003/0178880 A1 9/2003 Hannah  
2004/0007910 A1 1/2004 Skelly  
2005/0269451 A1 \* 12/2005 Schumacher et al. .... 244/119

2010/0141008 A1 6/2010 Augade et al.  
2011/0168841 A1 \* 7/2011 Achilles ..... 244/122 R  
2012/0138744 A1 \* 6/2012 Fullerton et al. .... 244/122 R  
2012/0261954 A1 \* 10/2012 Khalil et al. .... 297/188.01

## FOREIGN PATENT DOCUMENTS

EM 0020372910003 7/2012  
EM 0020372910004 7/2012  
EP 0192006 A1 8/1986  
EP 0980826 A2 2/2000  
GB 2438090 A 11/2007  
WO 2012064922 5/2012

## OTHER PUBLICATIONS

Office Action dated Aug. 31, 2012 issued in Canadian Design Application No. 145495.  
Office Action dated Aug. 31, 2012 issued in Canadian Design Application No. 145496.  
Office Action dated Aug. 31, 2012 issued in Canadian Design Application No. 145497.  
Office Action dated Aug. 31, 2012 issued in Canadian Design Application No. 145498.  
Response dated Dec. 21, 2012 in Canadian Design Application No. 145495.  
Response dated Dec. 21, 2012 in Canadian Design Application No. 145496.  
Response dated Dec. 21, 2012 in Canadian Design Application No. 145497.  
Response dated Dec. 21, 2012 in Canadian Design Application No. 145498.  
U.S. Appl. No. 29/406,199, filed Nov. 10, 2011.  
U.S. Appl. No. 29/406,201, filed Nov. 10, 2011.  
U.S. Appl. No. 29/406,205, filed Nov. 10, 2011.  
U.S. Appl. No. 13/293,704, filed Nov. 10, 2011.  
Partial International Search Report dated May 9, 2012 in Application No. PCT/US2011/06016.

\* cited by examiner

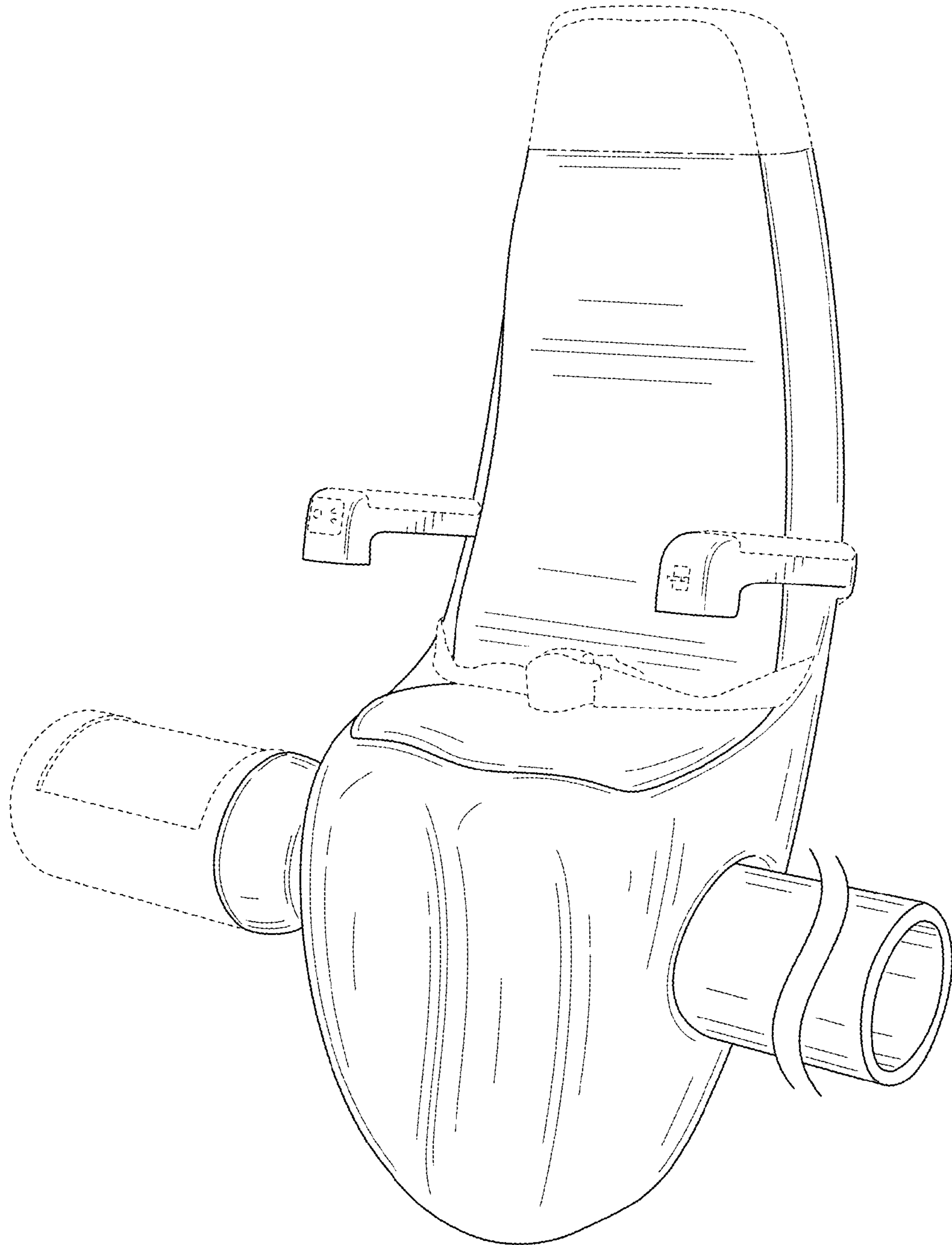


FIG. 1

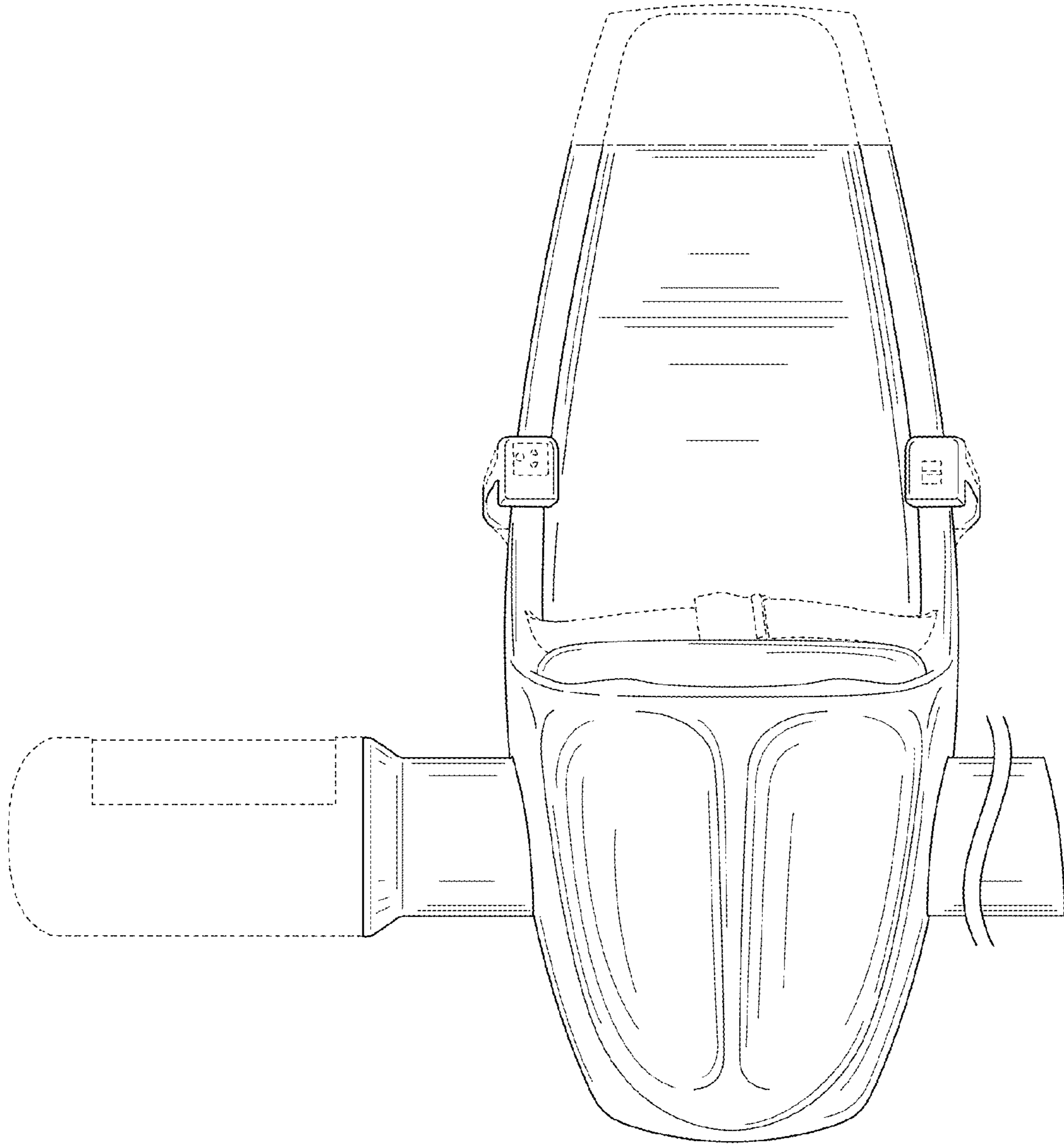


FIG. 2

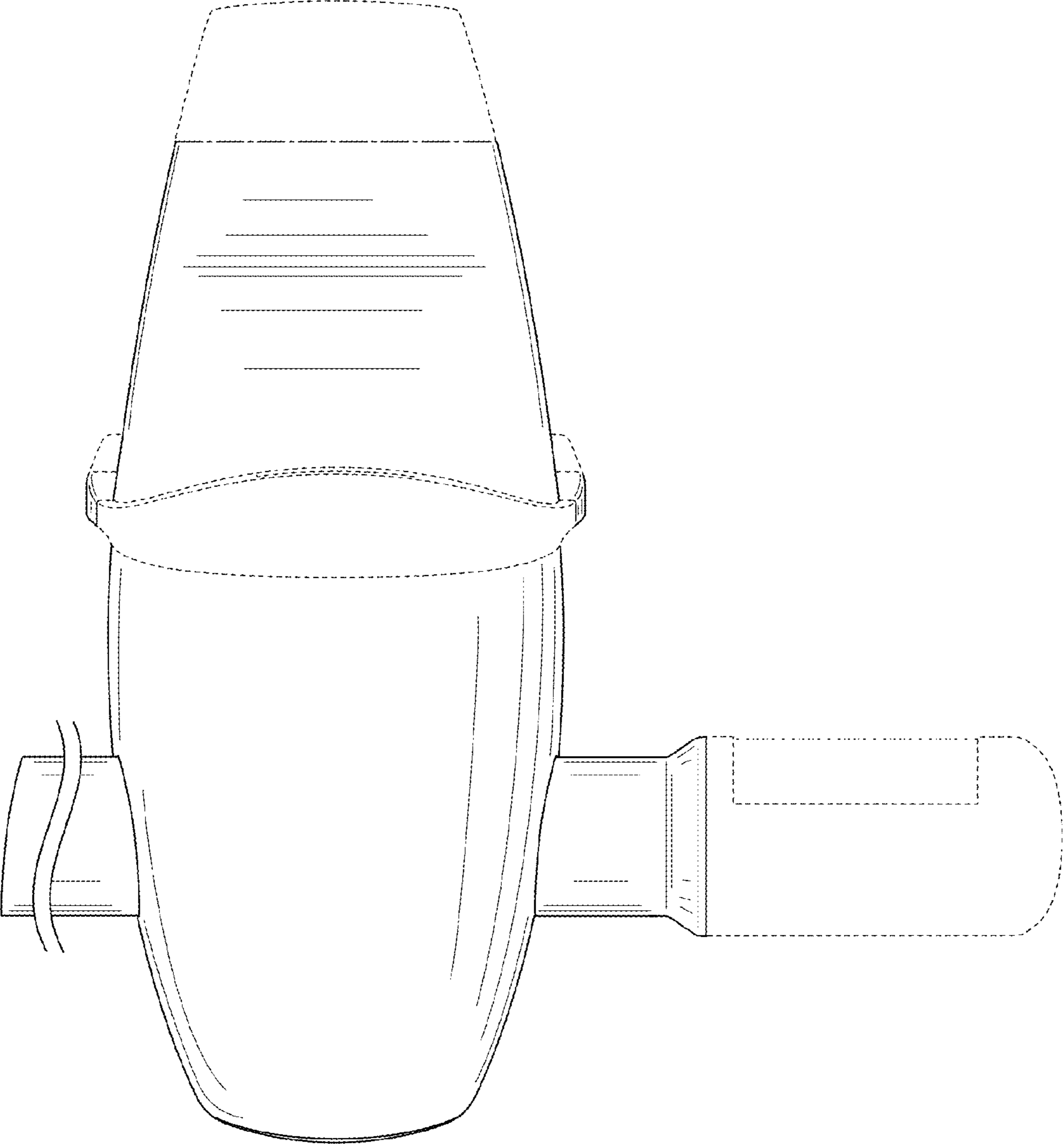


FIG. 3

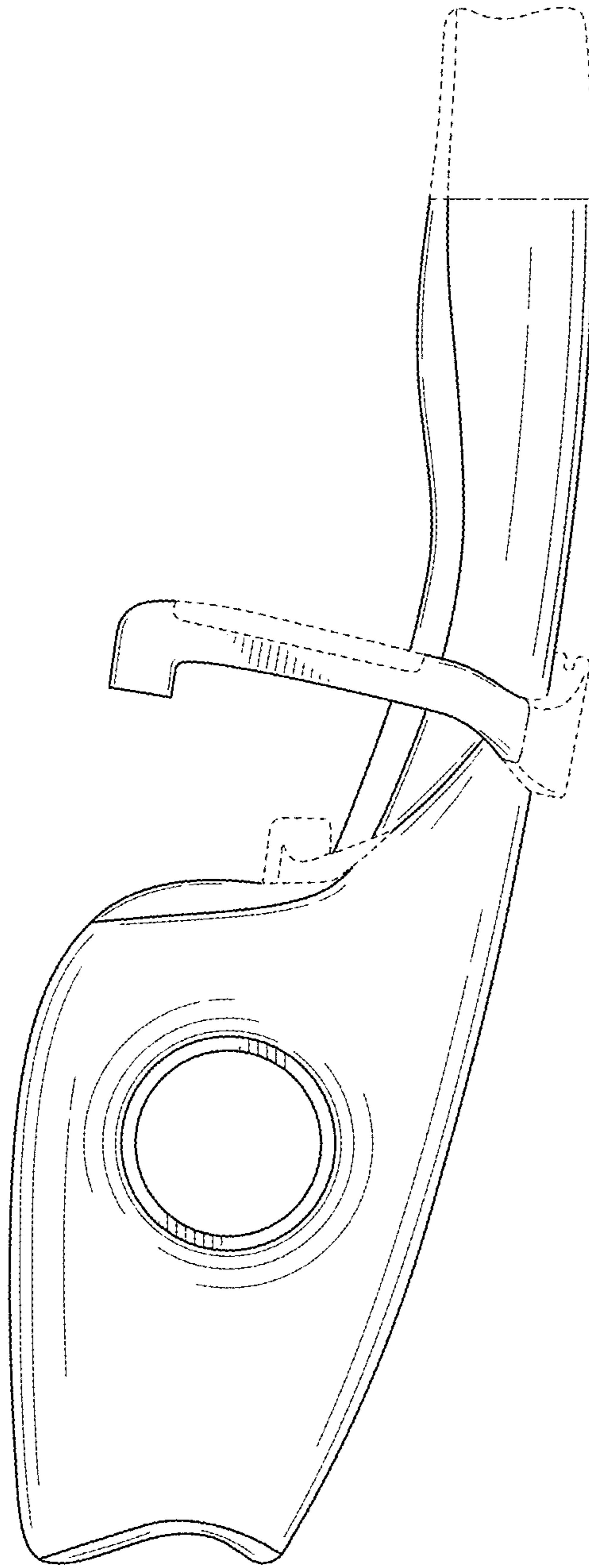
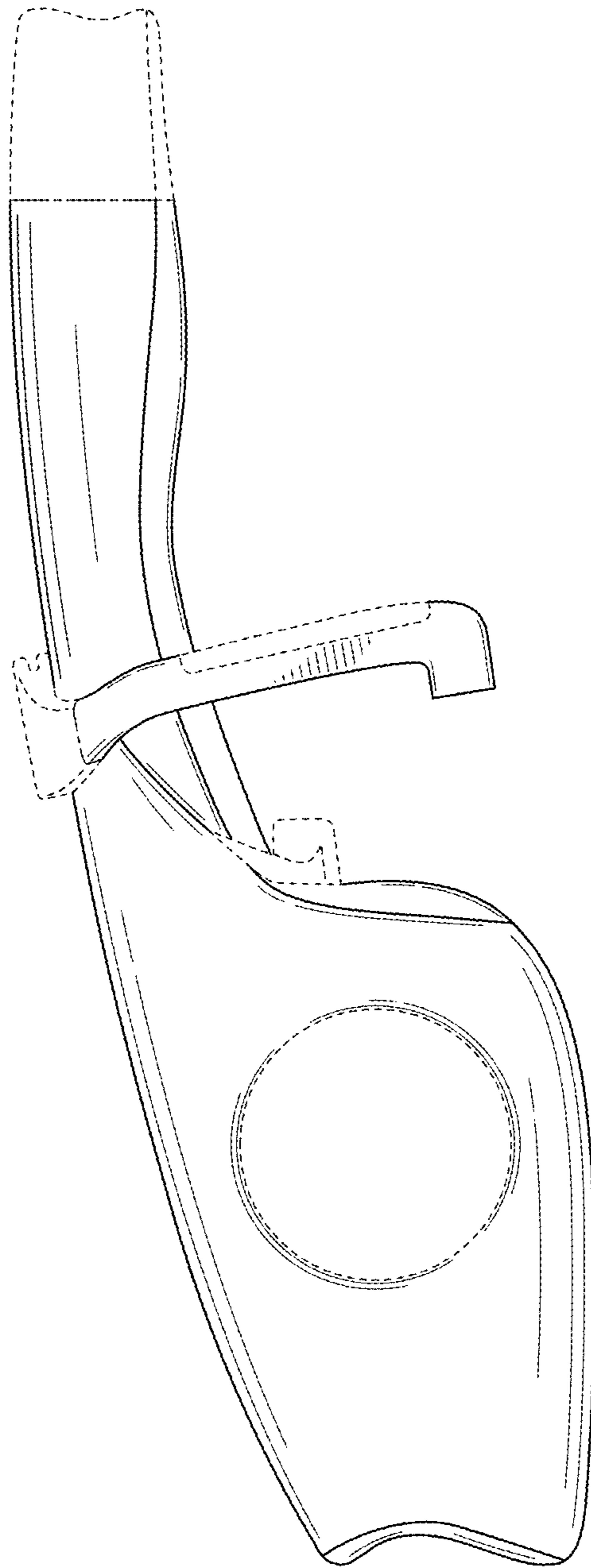


FIG. 4



**FIG. 5**

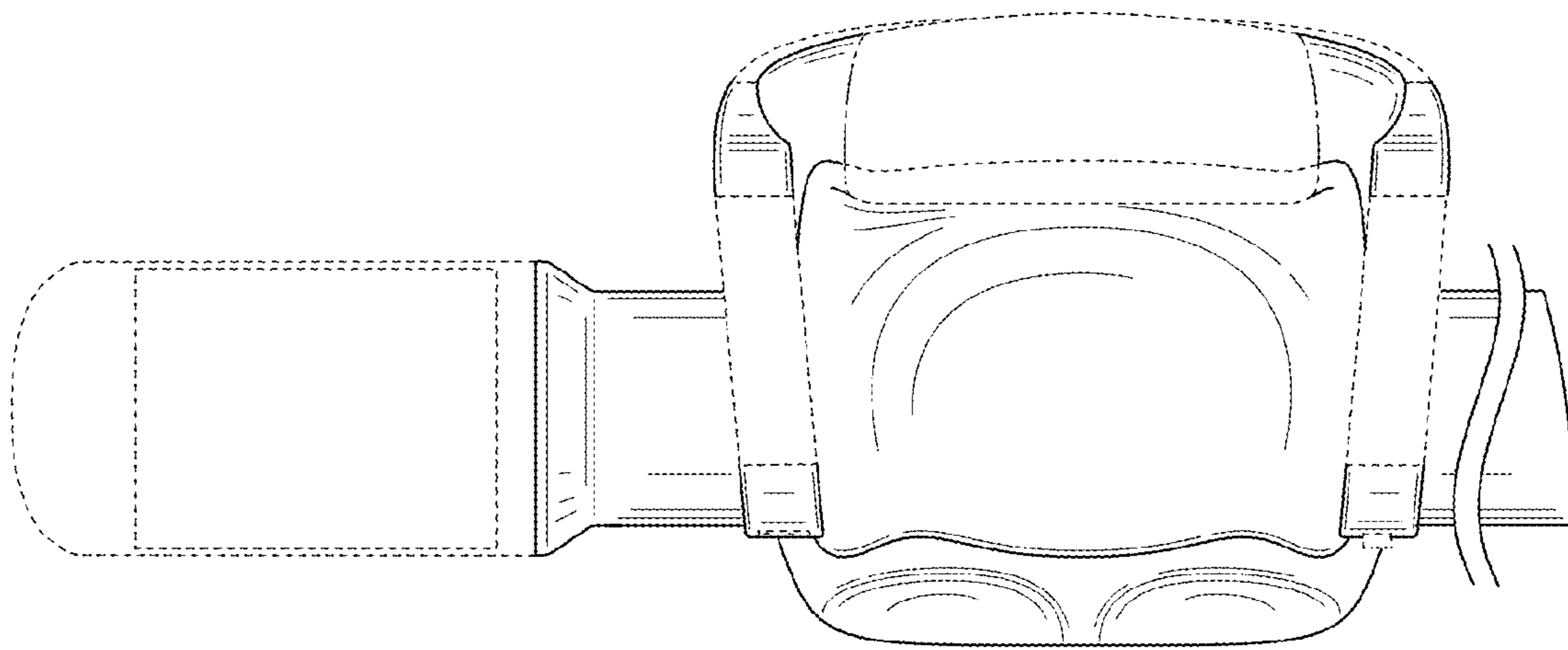
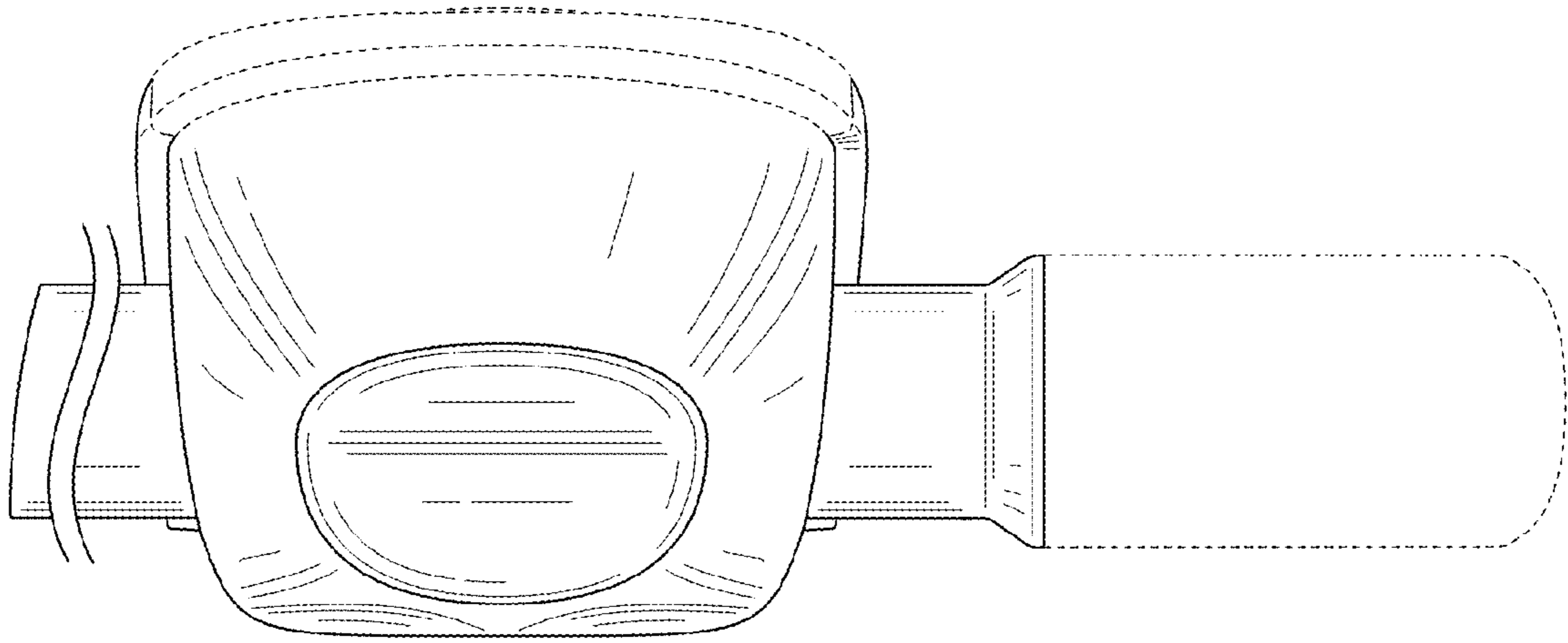


FIG. 6





**FIG. 7**

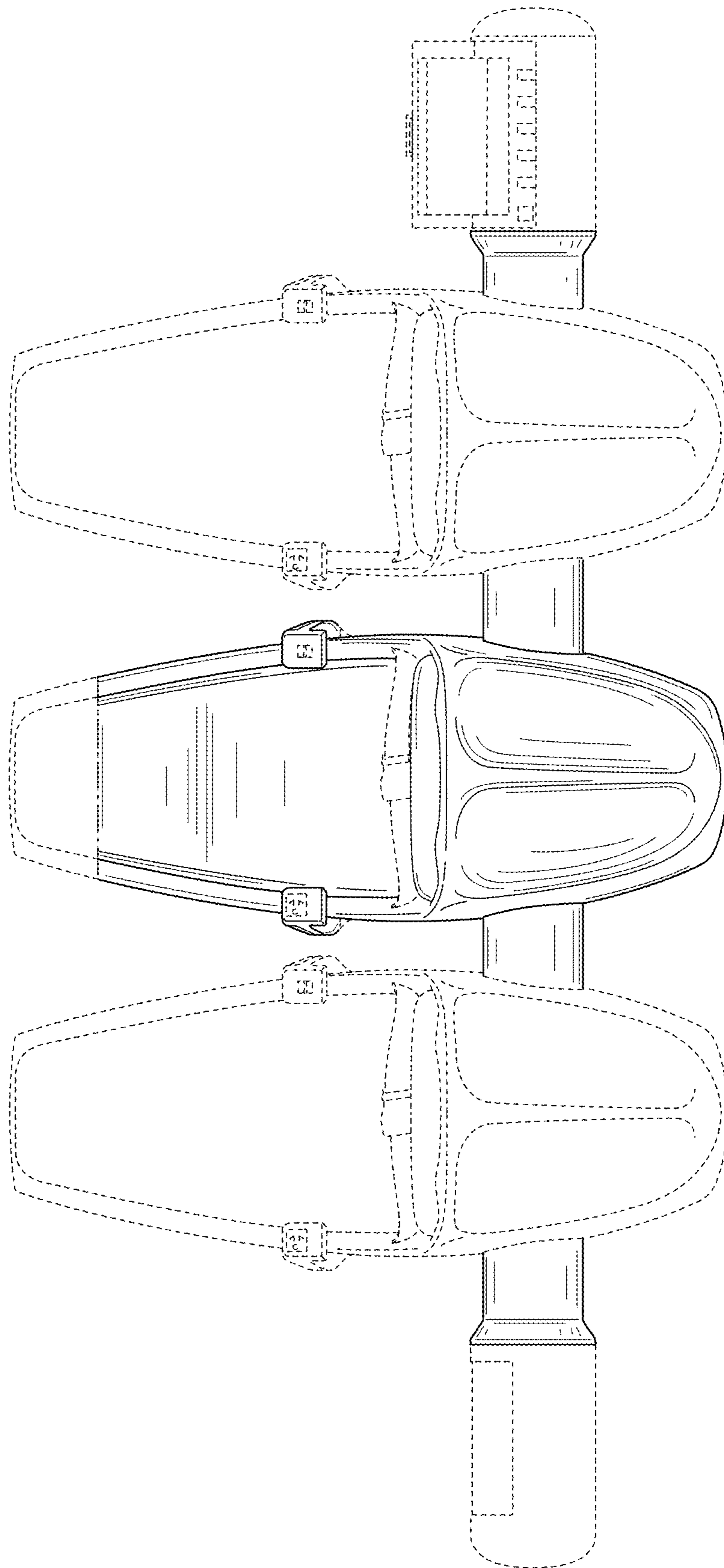


FIG. 8

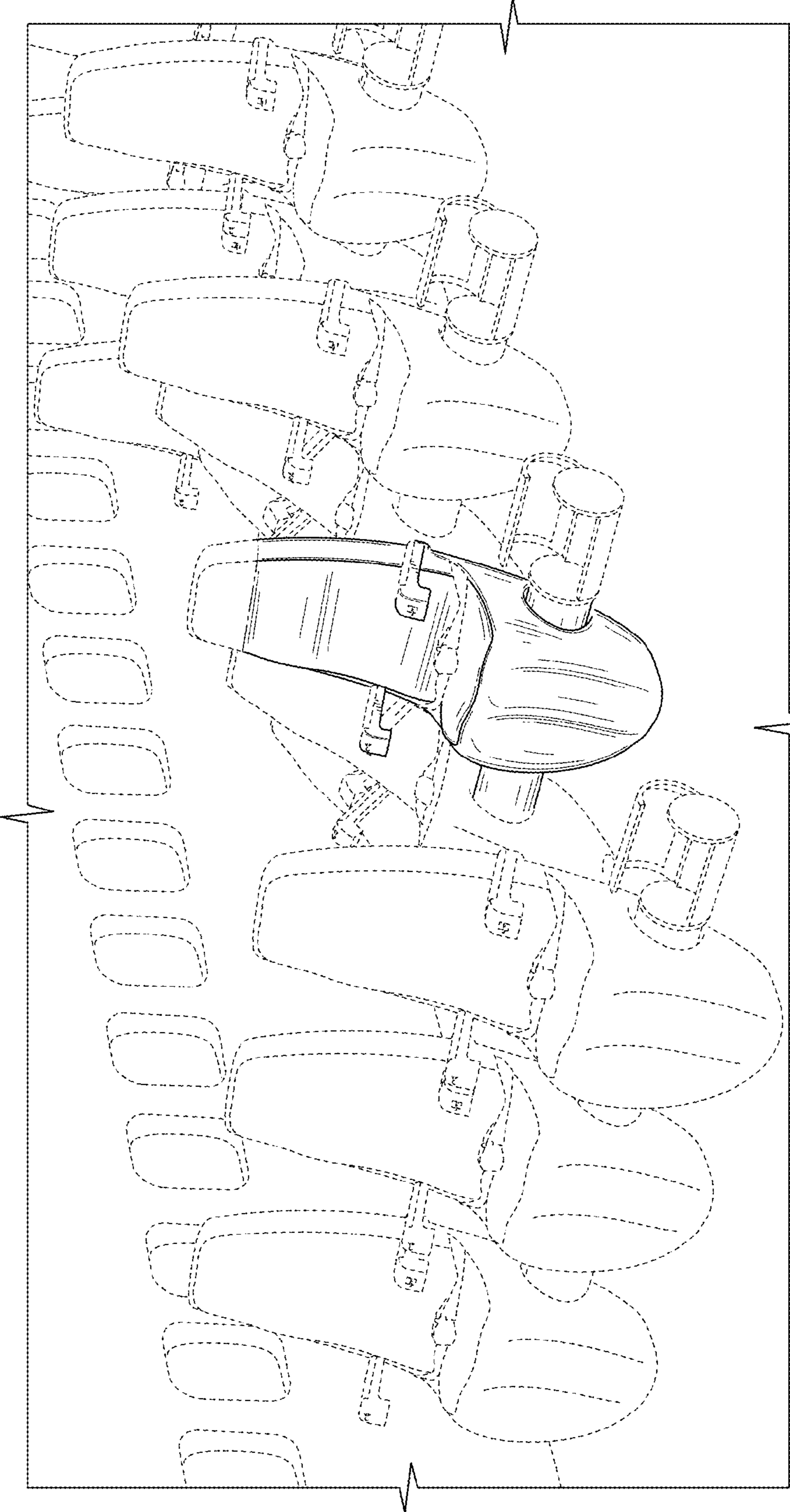


FIG. 9