



US00D682567S

(12) **United States Design Patent**  
**Khalil et al.**

(10) **Patent No.:** **US D682,567 S**  
(45) **Date of Patent:** **\*\* May 21, 2013**

(54) **SWIVELING PASSENGER SEAT**

(75) Inventors: **Franghie Rubio Khalil**, Chihuahua (MX); **Raul Daniel Flores Aguirre**, Chihuahua (MX); **Sahira Villalobos Gonzalez**, Chihuahua (MX); **Carla Cristina Gonzalez Salitrero**, Chihuahua (MX); **Jose Angel Vilchis Dominguez**, Chihuahua (MX)

(73) Assignee: **Zodiac Seats US LLP**, Gainesville, TX (US)

(\*\*) Term: **14 Years**

(21) Appl. No.: **29/406,199**

(22) Filed: **Nov. 10, 2011**  
(Under 37 CFR 1.47)

(51) **LOC (9) Cl.** ..... **06-01**

(52) **U.S. Cl.**  
USPC ..... **D6/356**

(58) **Field of Classification Search** ..... D6/334-336, D6/342, 356, 360-369, 372-381, 498, 500-502, D6/601; D26/138; 244/118.5-118.6, 119, 244/122 R; 297/188.01, 217.3, 232, 248, 297/257, 284.4-284.5, 291, 297, 331, 411.2, 297/411.27-411.29, 451.1, 452.13, 452.18, 297/452.21, 452.29, 452.3, 452.56, 452.64

See application file for complete search history.

(56) **References Cited**

U.S. PATENT DOCUMENTS

642,404 A 1/1900 Wilkerson  
1,744,364 A 1/1930 Cruickshank

(Continued)

FOREIGN PATENT DOCUMENTS

EM 0020372910002 0/7201  
EM 0020372910001 7/2012

(Continued)

OTHER PUBLICATIONS

Partial International Search Report dated Sep. 9, 2012 in Application No. PCT/US2011/06016.

(Continued)

*Primary Examiner* — Ricky Pham

(74) *Attorney, Agent, or Firm* — Dean W. Russell; Tiffany L. Williams; Kilpatrick Townsend & Stockton LLP

(57) **CLAIM**

The ornamental design for a swiveling passenger seat, as shown and described.

**DESCRIPTION**

FIG. 1 is a perspective view of a swiveling passenger seat, showing our new design.

FIG. 2 is a front elevation view of the swiveling passenger seat of FIG. 1.

FIG. 3 is a rear elevation view of the swiveling passenger seat of FIG. 1.

FIG. 4 is a left side elevation view of the swiveling passenger seat of FIG. 1.

FIG. 5 is a right side elevation view of the swiveling passenger seat of FIG. 1.

FIG. 6 is a top plan view of the swiveling passenger seat of FIG. 1.

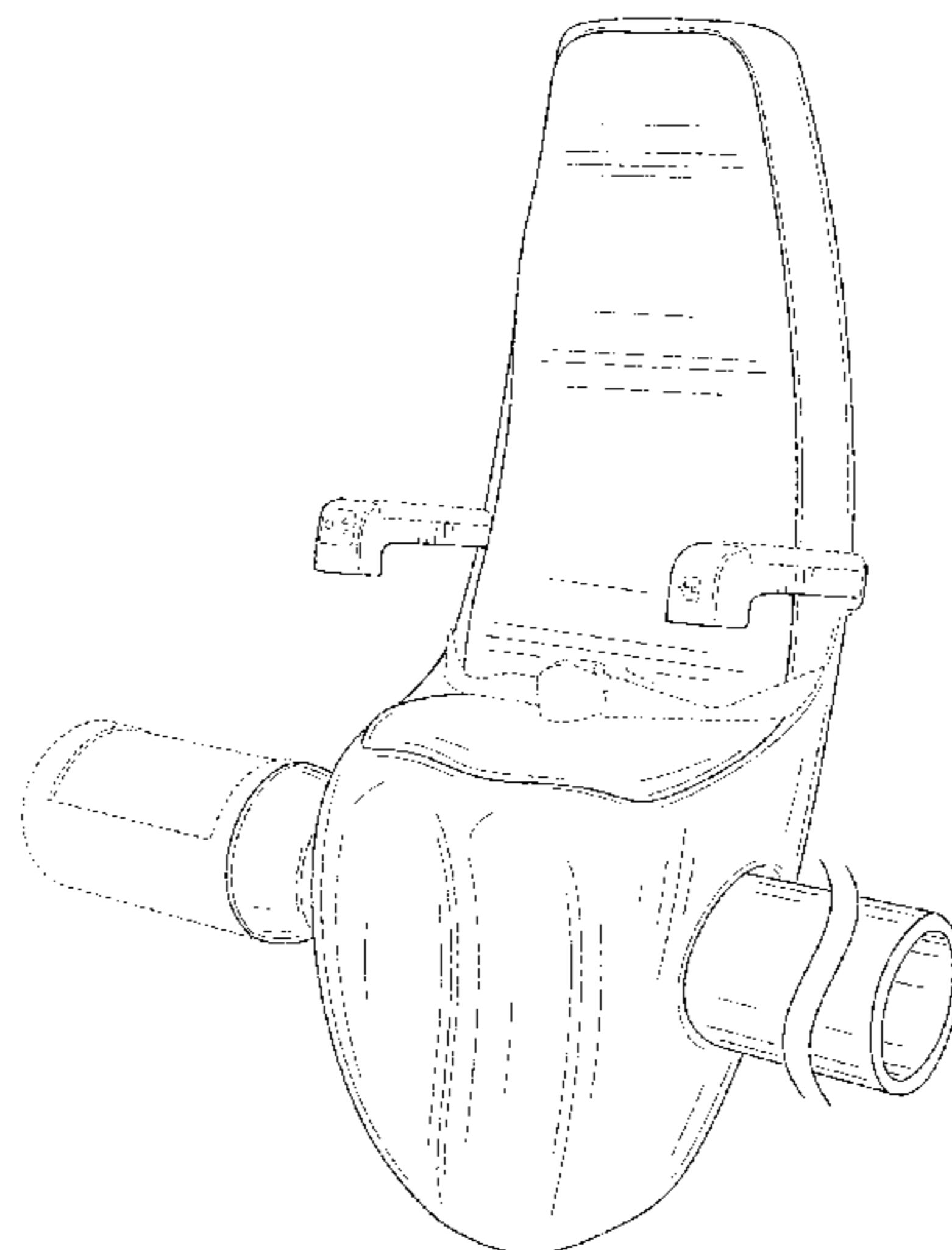
FIG. 7 is a bottom plan view of the swiveling passenger seat of FIG. 1.

FIG. 8 is a front elevation view of the swiveling passenger seat of FIG. 1, showing other swiveling passenger seats used with the swiveling passenger seat of FIG. 1; and,

FIG. 9 is a perspective view of the swiveling passenger seat of FIG. 1, showing other swiveling passenger seats used with the swiveling passenger seat of FIG. 1.

Portions or features of the swiveling passenger seat not shown in the drawings form no part of the claimed design. The broken lines in the drawings form no part of the claimed design.

**1 Claim, 9 Drawing Sheets**



# US D682,567 S

Page 2

## U.S. PATENT DOCUMENTS

2,351,698	A	6/1944	Nystrom	
2,642,927	A	6/1953	Rising	
3,471,198	A	10/1969	Homier et al.	
5,370,446	A	12/1994	Bancod	
5,791,735	A	8/1998	Helman	
5,829,836	A *	11/1998	Schumacher et al.	..... 297/257
5,876,085	A	3/1999	Hill	
5,997,091	A	12/1999	Rech et al.	
6,120,099	A	9/2000	Reikeras et al.	
6,220,668	B1	4/2001	Scheffzuck	
6,250,716	B1	6/2001	Clough	
6,467,846	B2	10/2002	Clough	
6,533,359	B1	3/2003	Holstensson	
6,666,517	B2	12/2003	Clough	
6,669,141	B2 *	12/2003	Schmidt-Schaeffer	.... 244/118.6
6,776,457	B2 *	8/2004	Muin et al.	..... 297/331
D508,337	S *	8/2005	Stalmate et al.	..... D6/356
7,040,705	B2	5/2006	Clough	
7,080,886	B2	7/2006	Bauer	
7,131,698	B2	11/2006	Dowty et al.	
7,134,729	B2 *	11/2006	Dowty et al.	..... 297/452.18
7,144,083	B2	12/2006	List et al.	
7,201,448	B2	4/2007	Williamson et al.	
7,237,842	B2	7/2007	Schmuda von Trzebiatowski et al.	
7,264,313	B2	9/2007	Clough	
7,364,239	B2	4/2008	Clough	
7,500,721	B2	3/2009	Beroth et al.	
7,744,158	B2	6/2010	Schurg	
7,871,039	B2 *	1/2011	Fullerton et al.	..... 244/118.5
7,871,129	B2	1/2011	Boes et al.	
7,992,939	B2	8/2011	Pozzi	
D651,001	S *	12/2011	Fleming	..... D6/356
D659,900	S *	5/2012	Yu	..... D26/138
8,196,864	B2 *	6/2012	Ruiter et al.	..... 244/118.6
2003/0178880	A1	9/2003	Hannah	
2004/0007910	A1	1/2004	Skelly	
2005/0269451	A1 *	12/2005	Schumacher et al.	..... 244/119

2010/0141008	A1	6/2010	Augade et al.	
2011/0168841	A1 *	7/2011	Achilles	..... 244/122 R
2012/0138744	A1 *	6/2012	Fullerton et al.	..... 244/122 R
2012/0261954	A1 *	10/2012	Khalil et al.	..... 297/188.01

## FOREIGN PATENT DOCUMENTS

EM	0020372910003	7/2012	
EM	0020372910004	7/2012	
EP	0192006	A1	8/1986
EP	0980826	A2	2/2000
GB	2438090	A	11/2007
WO	2012064922	5/2012	

## OTHER PUBLICATIONS

Office Action dated Aug. 31, 2012 issued in Canadian Design Application No. 145495.

Office Action dated Aug. 31, 2012 issued in Canadian Design Application No. 145496.

Office Action dated Aug. 31, 2012 issued in Canadian Design Application No. 145497.

Office Action dated Aug. 31, 2012 issued in Canadian Design Application No. 145498.

Response dated Dec. 21, 2012 in Canadian Design Application No. 145495.

Response dated Dec. 21, 2012 in Canadian Design Application No. 145496.

Response dated Dec. 21, 2012 in Canadian Design Application No. 145497.

Response dated Dec. 21, 2012 in Canadian Design Application No. 145498.

U.S. Appl. No. 29/406,201, filed Nov. 10, 2011.

U.S. Appl. No. 29/406,203, filed Nov. 10, 2011.

U.S. Appl. No. 29/406,205, filed Nov. 10, 2011.

U.S. Appl. No. 13/293,704, filed Nov. 10, 2011.

International Search Report and Written Opinion dated Sep. 5, 2012 in Application No. PCT/US2011/06016.

\* cited by examiner

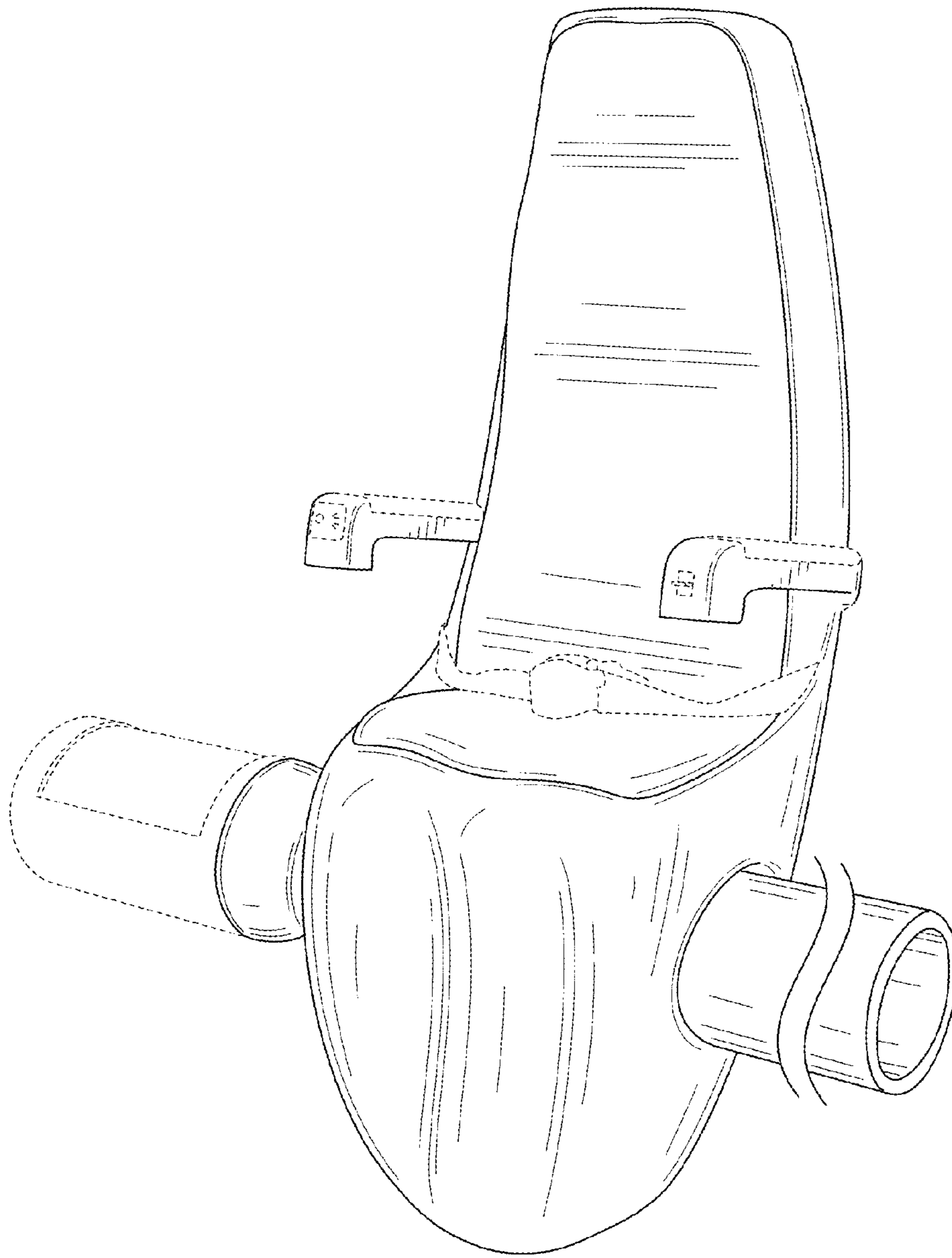


FIG. 1

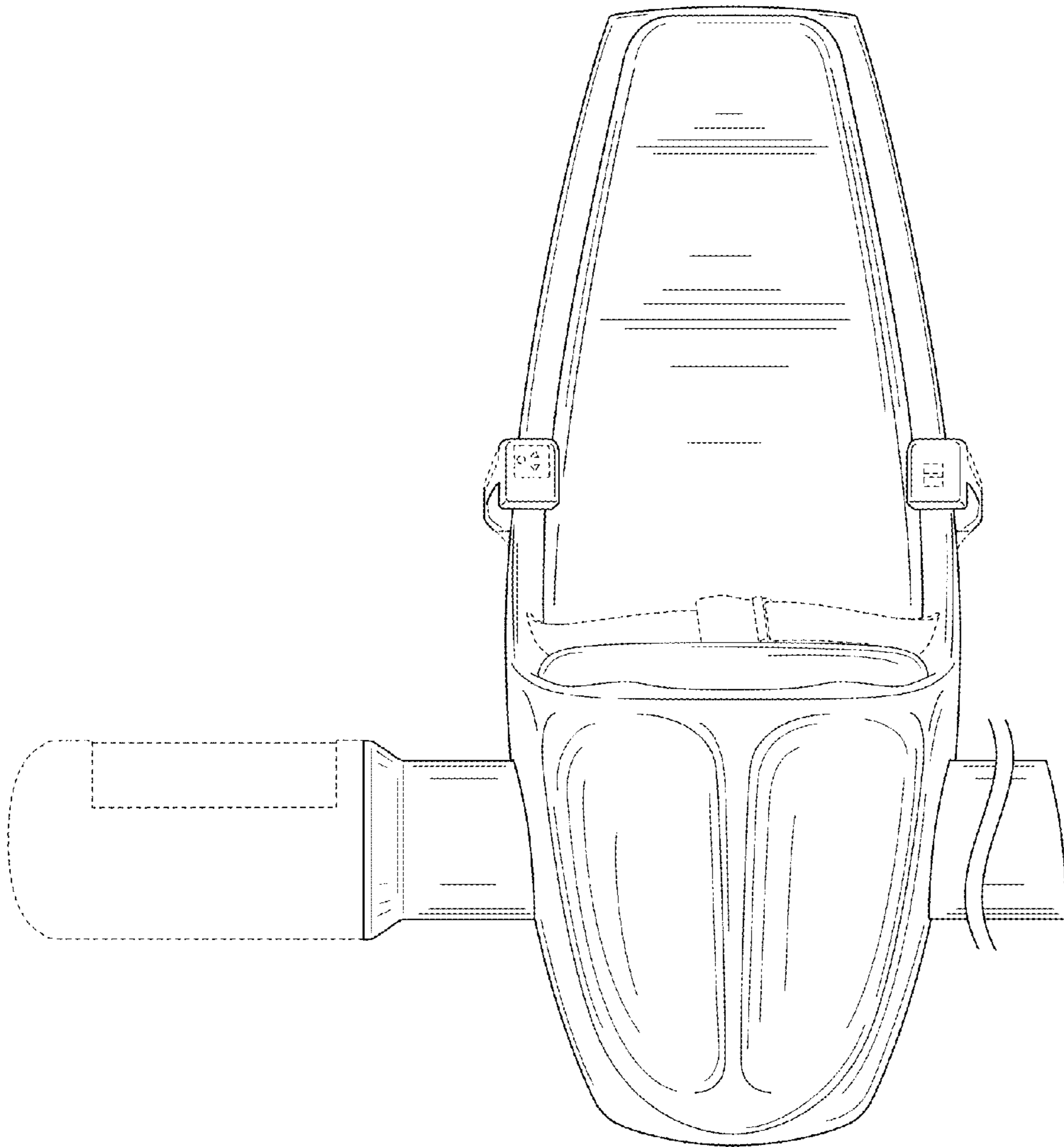


FIG. 2



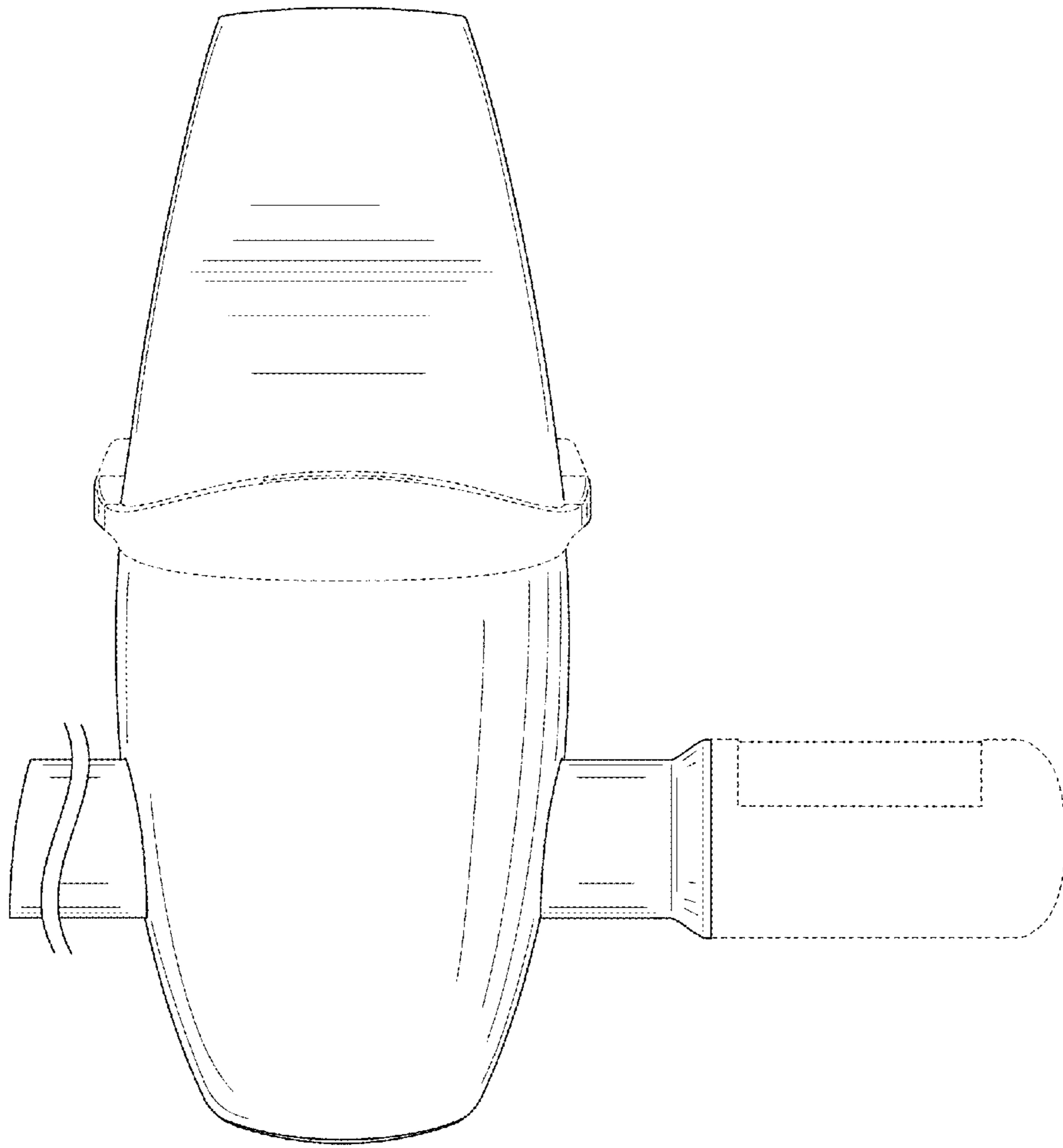


FIG. 3

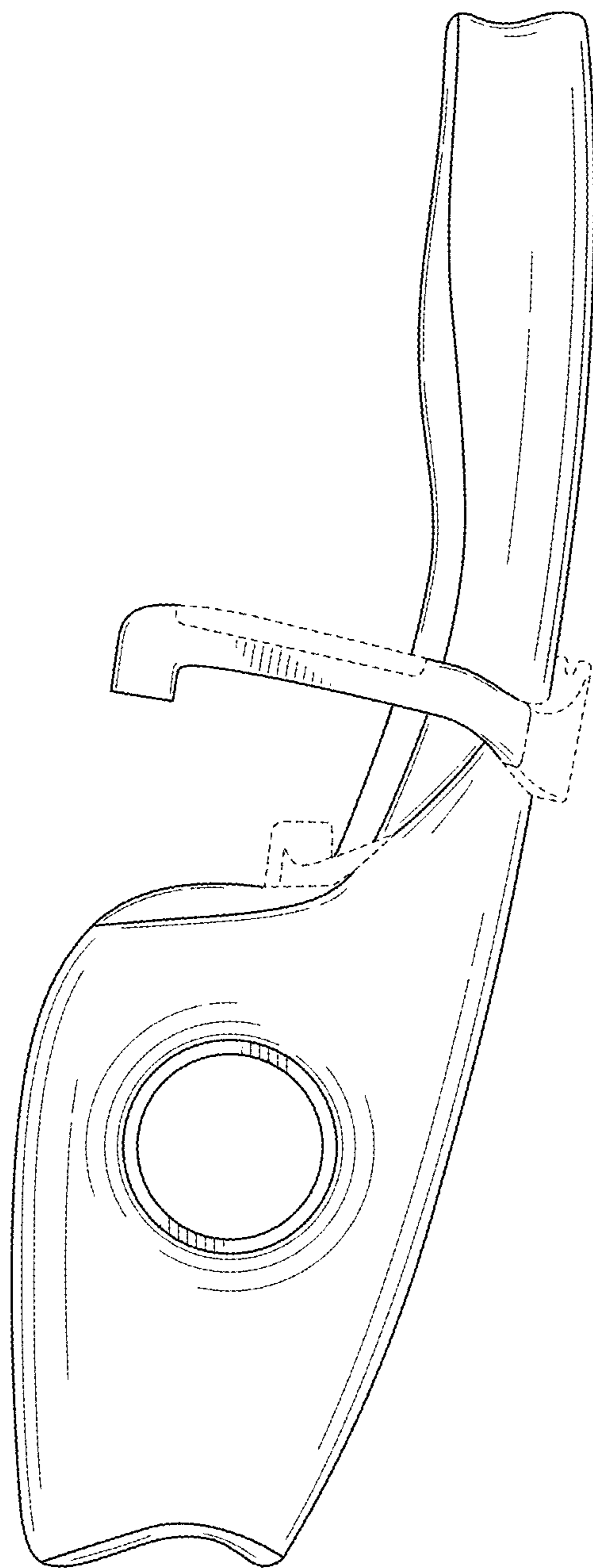


FIG. 4

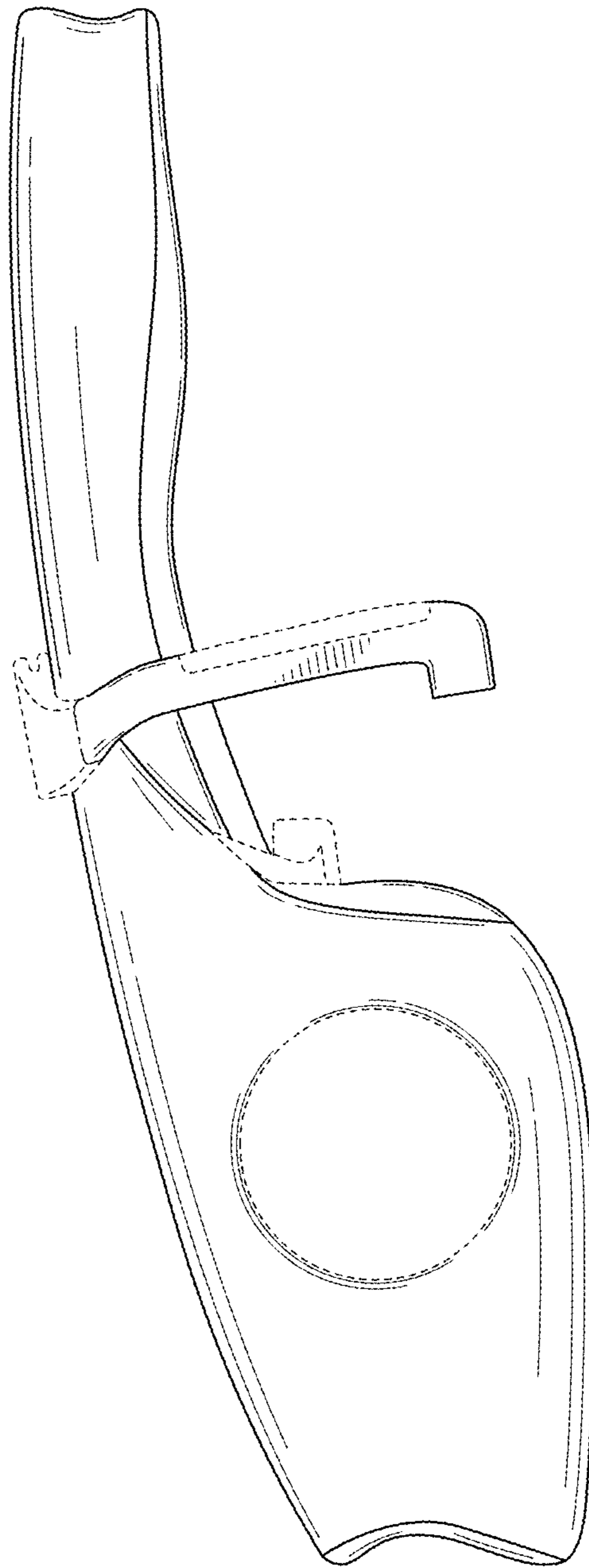
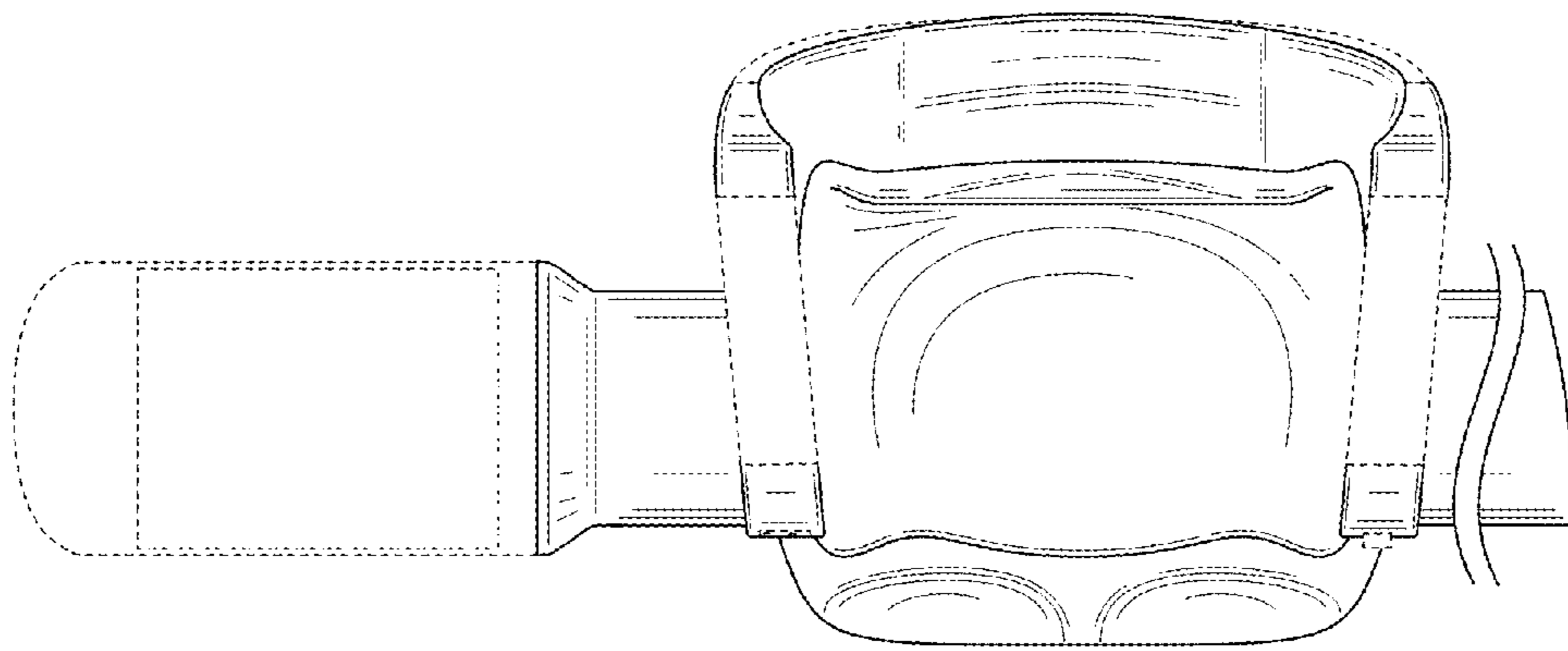


FIG. 5



**FIG. 6**



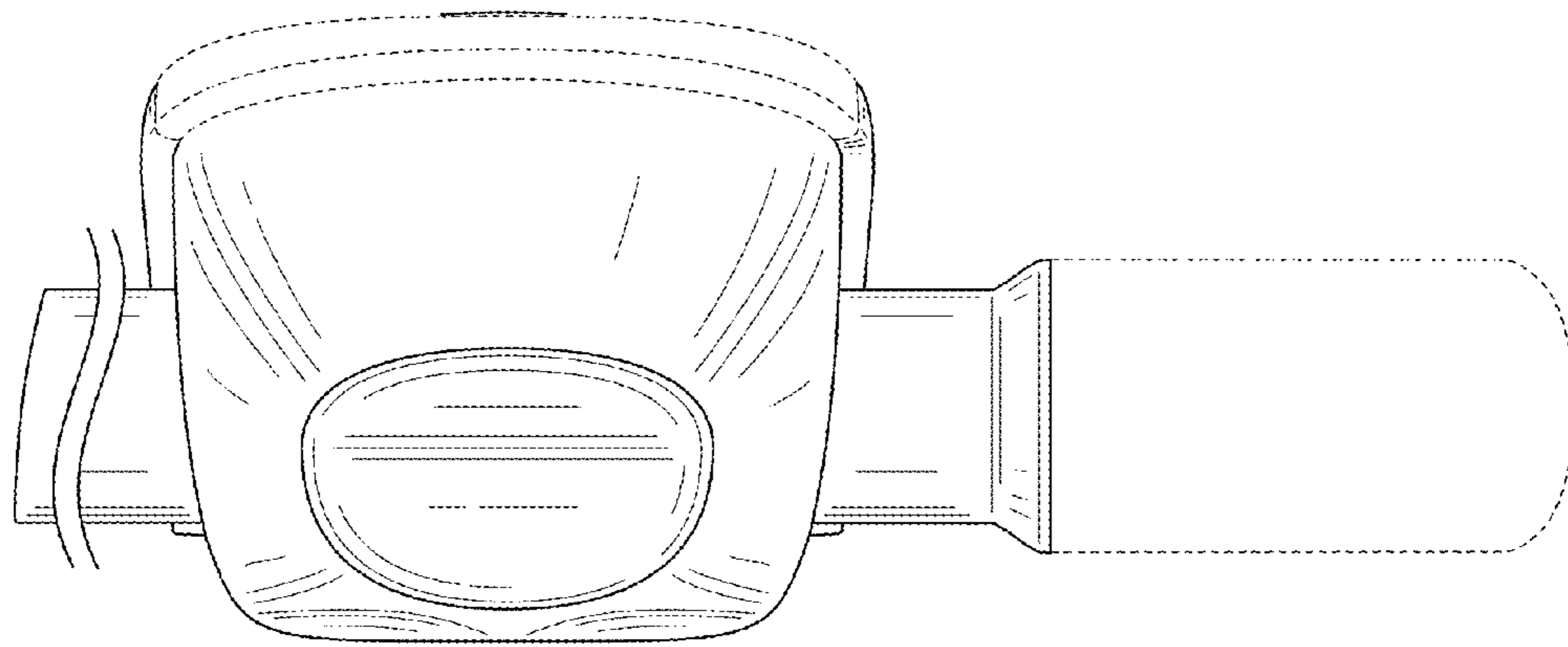


FIG. 7

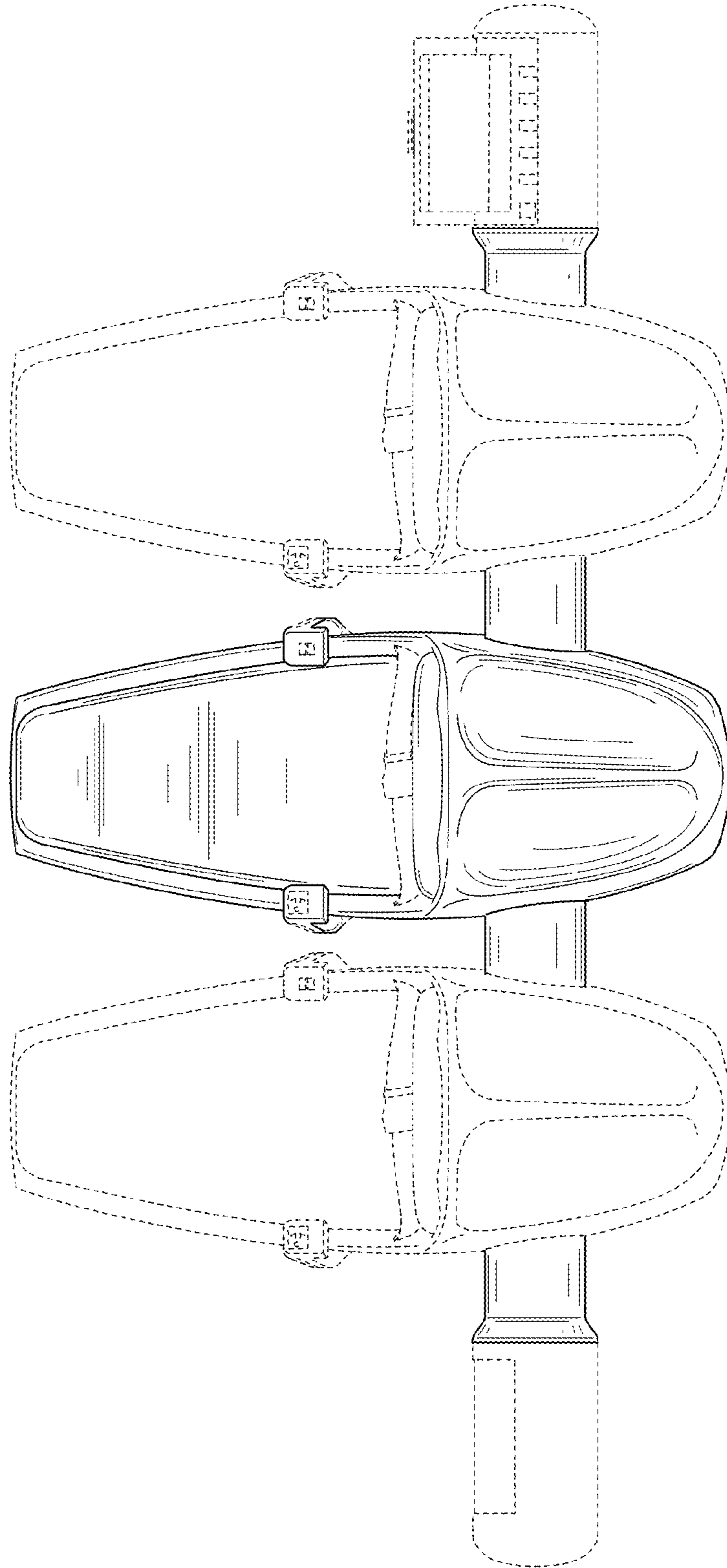


FIG. 8

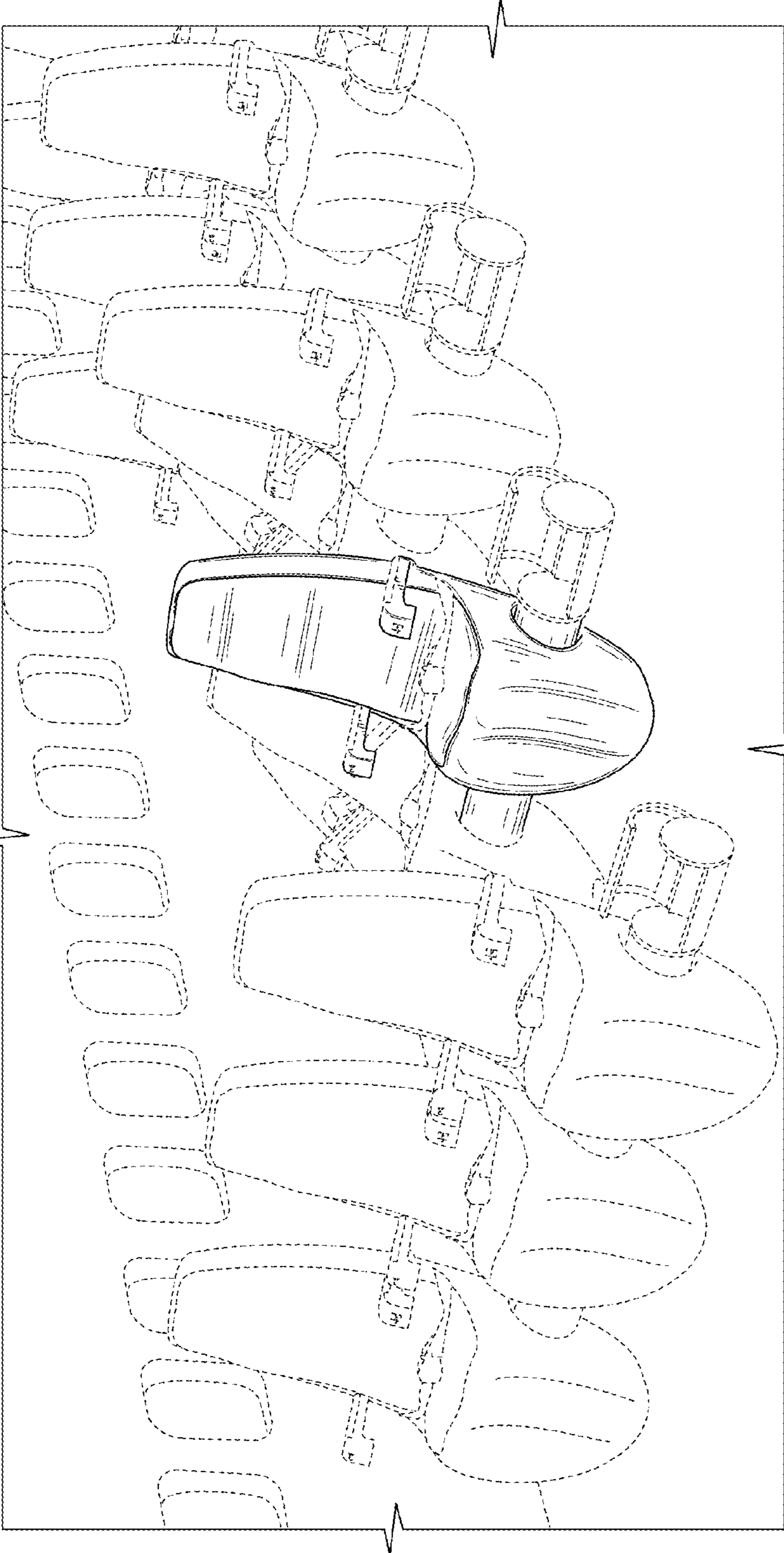


FIG. 9