



US00D682554S

(12) **United States Design Patent**  
**Harrison et al.**

(10) **Patent No.:** **US D682,554 S**  
(45) **Date of Patent:** **\*\* May 21, 2013**

(54) **HEAD FOR A POWERED DENTURE BRUSH**

- (75) Inventors: **James Harrison**, Collingwood (CA);  
**Robert G. Dickie**, King City (CA)
- (73) Assignee: **Harrison Hygiene Inc.**, Barrie, Ontario (CA)
- (\*\*) Term: **14 Years**
- (21) Appl. No.: **29/366,259**
- (22) Filed: **Jul. 22, 2010**

**Related U.S. Application Data**

- (63) Continuation-in-part of application No. 12/410,090, filed on Mar. 24, 2009, now Pat. No. 8,136,192.
- (51) **LOC (9) Cl.** ..... **04-02**
- (52) **U.S. Cl.**  
USPC ..... **D4/101; D4/106**
- (58) **Field of Classification Search** ..... D4/101,  
D4/104-112, 134, 138; 15/106, 143.1, 167.1,  
15/167.2; 132/308-311; 601/139, 141, 142  
See application file for complete search history.

(56) **References Cited**

**U.S. PATENT DOCUMENTS**

D213,669	S	*	4/1969	Miller	.....	D4/106
RE35,941	E		11/1998	Stansbury, Jr.		
5,920,941	A		7/1999	Iannotta		
D489,533	S	*	5/2004	Yost et al.	.....	D4/106
6,902,397	B2		6/2005	Farrell et al.		
2008/0189886	A1		8/2008	Jimenez		

**FOREIGN PATENT DOCUMENTS**

CA	2241259		1/2000
DE	29913889	U1	* 12/1999
KR	30-0439339	S	* 2/2007

**OTHER PUBLICATIONS**

CN 3676880 Registered Design Application, (Zheng, Jianli) Aug. 1, 2007, [online], [retrieved on Feb. 15, 2011] Retrieved from the Questel Intellectual Property Portal Design Database using the Internet: <URL: http://www.orbit.com>.\*

\* cited by examiner

*Primary Examiner* — Melanie H Tung  
*Assistant Examiner* — Lavone D Tabor

(74) *Attorney, Agent, or Firm* — Sand & Sebolt

(57) **CLAIM**

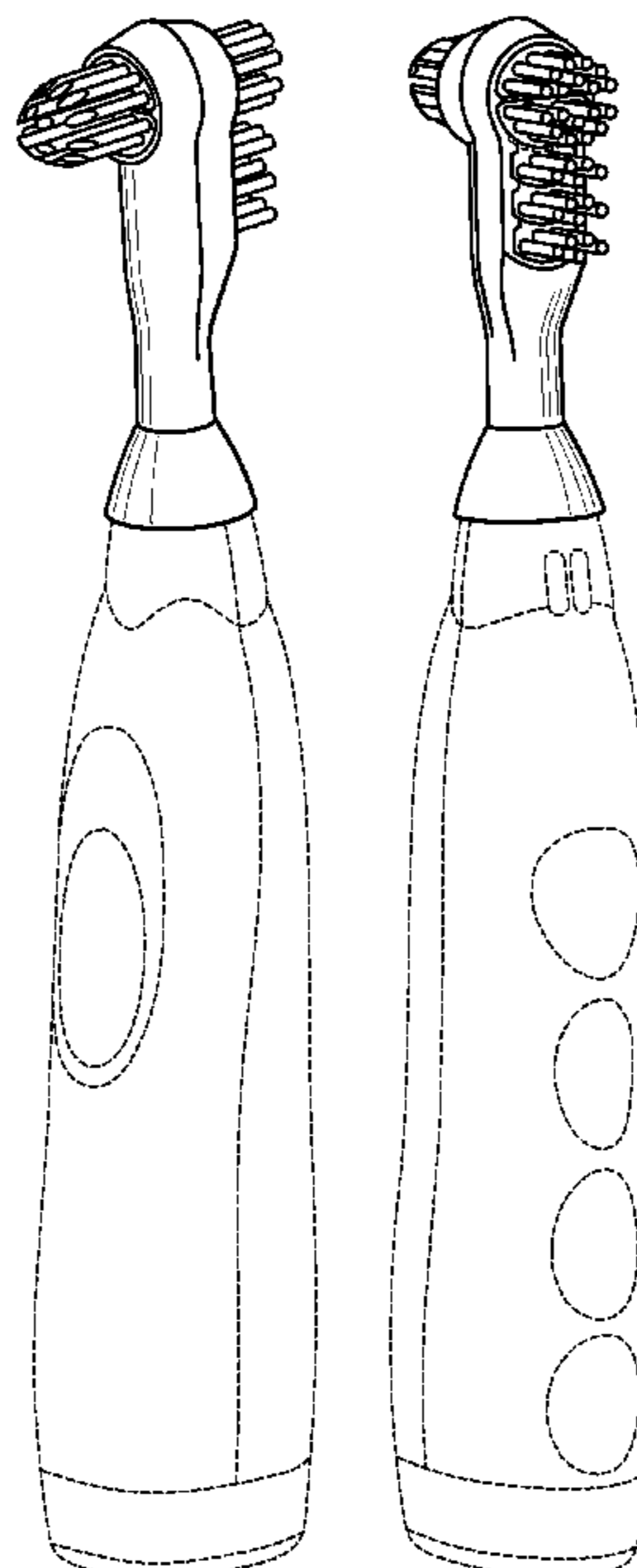
The ornamental design for a head for a powered denture brush, as shown and described.

**DESCRIPTION**

FIG. 1 is a perspective front view of a head for a powered denture brush showing our new design; FIG. 2 is a perspective rear view thereof; FIG. 3 is a front view thereof; FIG. 4 is a left side view thereof, the right side view being a mirror image thereto; and, FIG. 5 is rear view thereof.

The broken lines and the area immediately between the broken lines and the bottom edge of the second semi-circular bristle-carrying section shown in FIGS. 2 and 5 illustrate a portion of the brush head that forms no part of the claimed design. The broken lines showing a handle illustrate the environment in which the brush head is used and form no part of the claimed design.

**1 Claim, 5 Drawing Sheets**



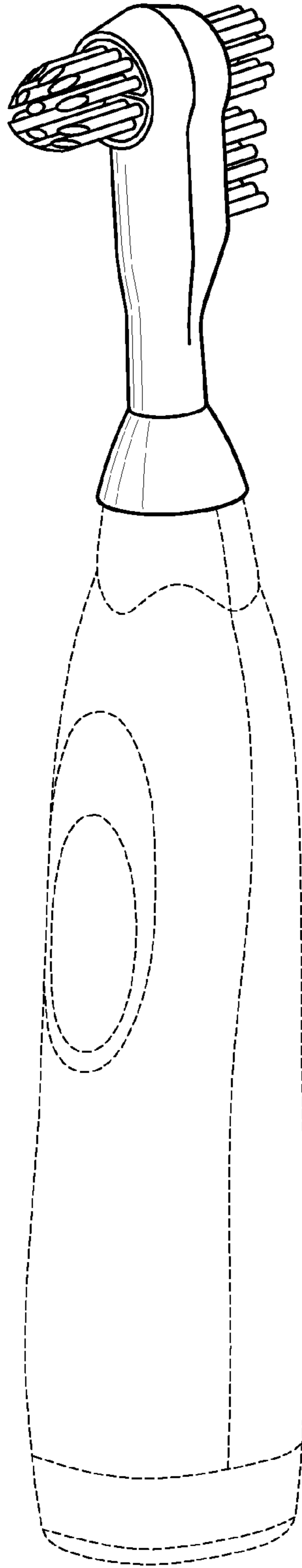


FIG. 1

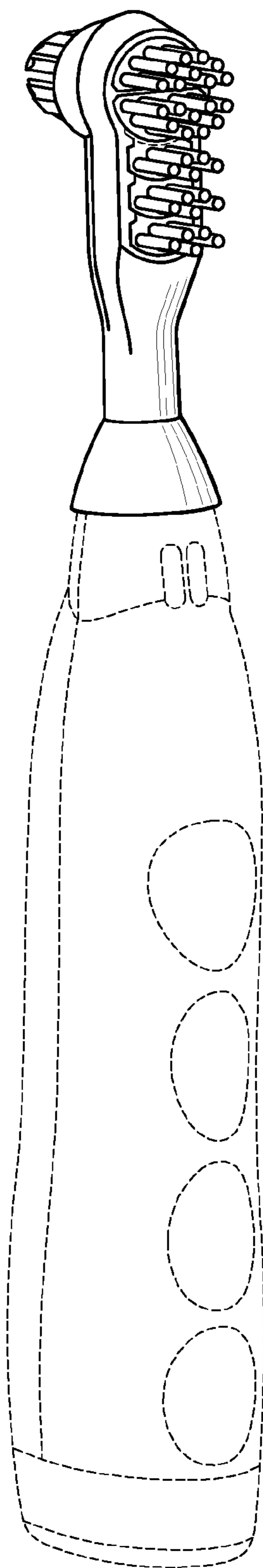


FIG. 2

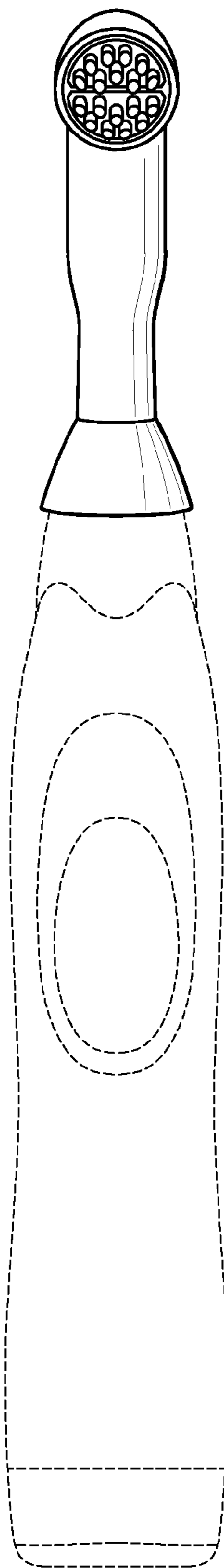


FIG. 3

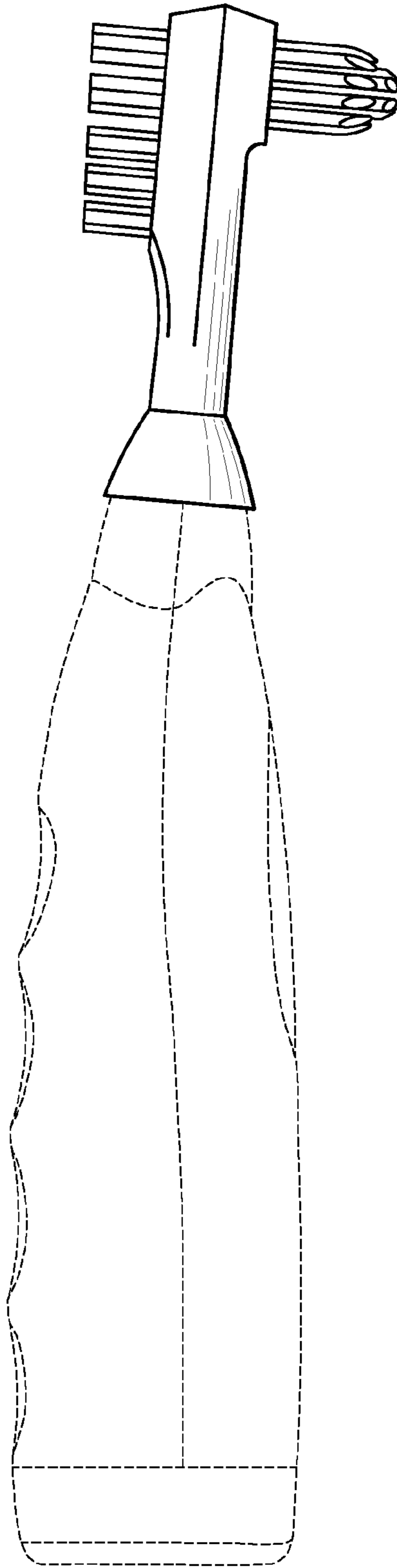


FIG. 4

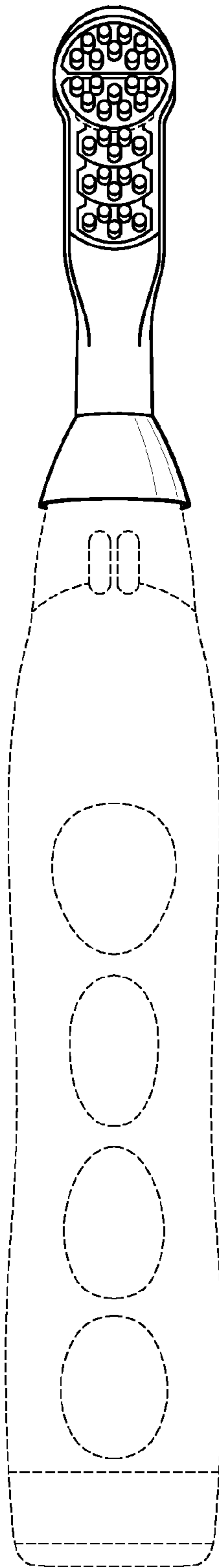


FIG. 5