



US00D682547S

(12) **United States Design Patent**  
**Della Valle et al.**

(10) **Patent No.:** **US D682,547 S**  
(45) **Date of Patent:** **\*\* May 21, 2013**

- (54) **HANDBAG**
- (75) Inventors: **Diego Della Valle**, Sant’Elpidio a Mare (IT); **Monica Chiozzi**, Sant’Elpidio a Mare (IT)
- (73) Assignee: **Tod’s S.p.A.**, Sant’Elpidio a Mare (Fermo) (IT)
- (\*\*) Term: **14 Years**
- (21) Appl. No.: **29/406,846**
- (22) Filed: **Nov. 18, 2011**

4,715,743 A	12/1987	Schmanski	
4,963,412 A	10/1990	Kokeguchi	
5,366,785 A	11/1994	Sawdai	
5,723,200 A	3/1998	Oshima et al.	
D414,973 S	10/1999	Craft et al.	
D472,419 S	4/2003	Robbins, III	
D478,761 S	8/2003	Robbins, III	
D525,436 S	7/2006	Delaney	
D540,517 S	4/2007	McClaskie	
D559,510 S	1/2008	McClaskie	
D582,157 S *	12/2008	Gerbi .....	D3/245
D650,988 S *	12/2011	Borghi .....	D3/245
D651,402 S *	1/2012	Borghi .....	D3/245
D653,031 S *	1/2012	Reisenthel .....	D3/245
D653,457 S	2/2012	Della Valle	
D655,500 S *	3/2012	Maier .....	D3/245

- (30) **Foreign Application Priority Data**  
Jun. 10, 2011 (EM) ..... 001876251
- (51) **LOC (9) Cl.** ..... **03-01**
- (52) **U.S. Cl.**  
USPC ..... **D3/245**
- (58) **Field of Classification Search** ..... D3/232–233,  
D3/240–246; 150/100, 103–110, 113–114,  
150/117–119  
See application file for complete search history.

\* cited by examiner

*Primary Examiner* — Holly Baynham  
(74) *Attorney, Agent, or Firm* — Knobbe, Martens, Olson & Bear LLP

- (56) **References Cited**  
U.S. PATENT DOCUMENTS  
331,469 A 12/1885 Baker  
348,782 A 9/1886 Sawyer  
1,190,179 A 7/1916 Livingston  
D99,567 S 5/1936 Bernheim  
D102,608 S 1/1937 Kaplan  
D117,548 S 11/1939 Feldman  
D191,736 S 11/1961 Kelly et al.

(57) **CLAIM**  
The ornamental design for the handbag, as shown.

**DESCRIPTION**

FIG. 1 is a front elevational view of a handbag showing the new design.  
FIG. 2 is a rear elevational view thereof.  
FIG. 3 is a right side elevational view thereof.  
FIG. 4 is a left side elevational view thereof.  
FIG. 5 is a top plan view thereof.  
FIG. 6 is a bottom plan view thereof; and,  
FIG. 7 is a perspective view thereof.

**1 Claim, 7 Drawing Sheets**







*FIG. 1*





FIG. 2





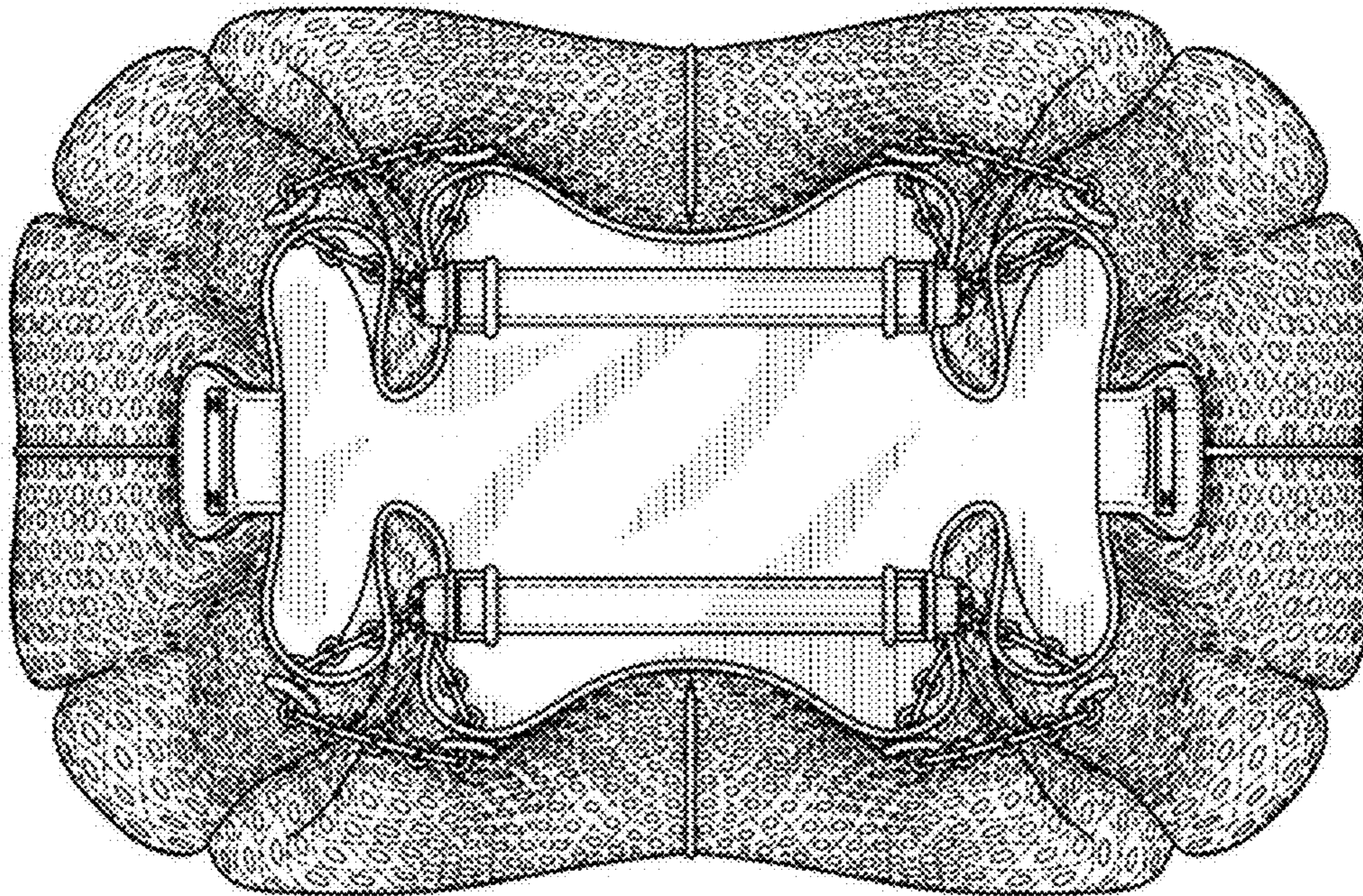
*FIG. 3*





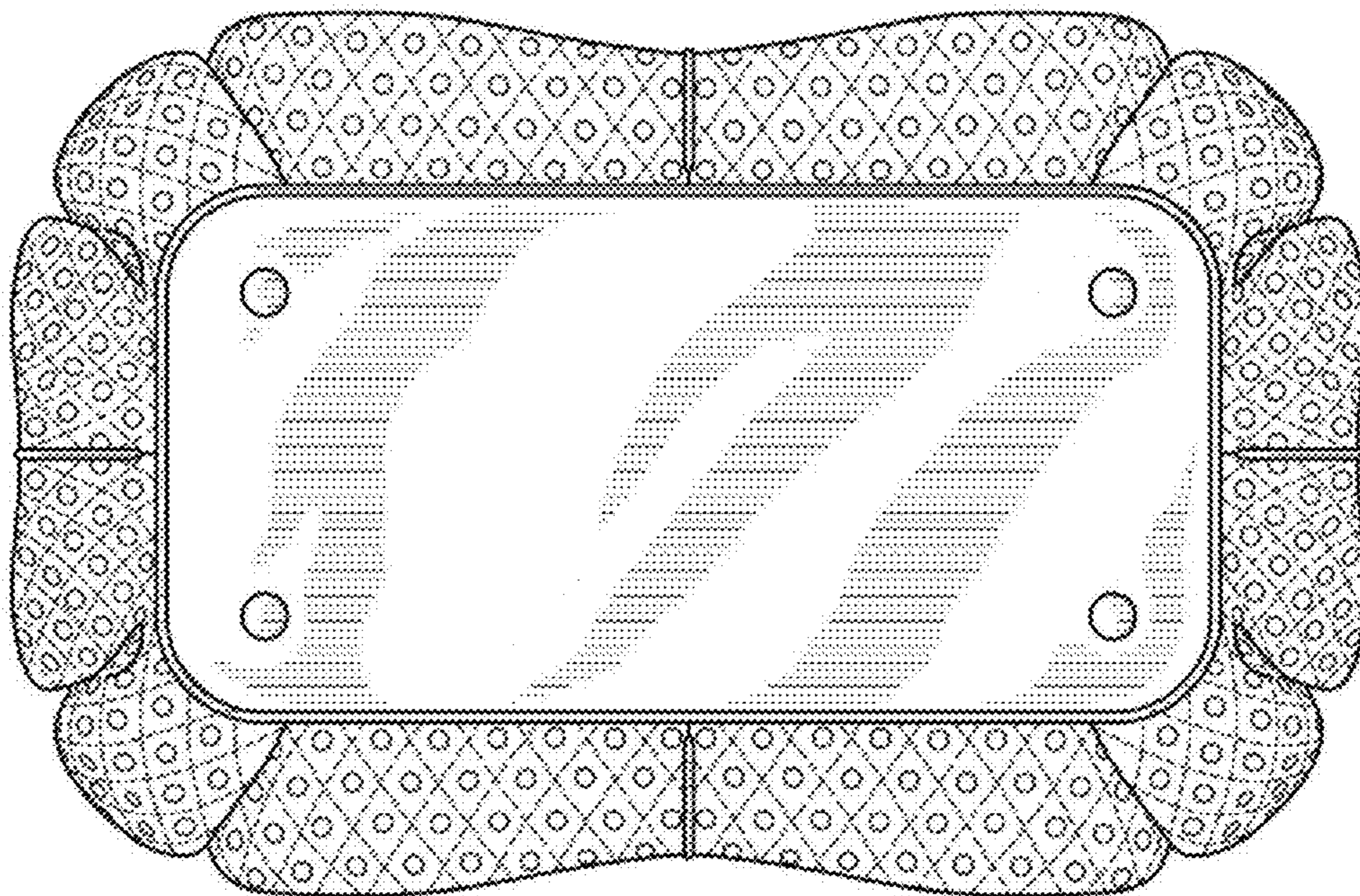
*FIG. 4*





*FIG. 5*





*FIG. 6*



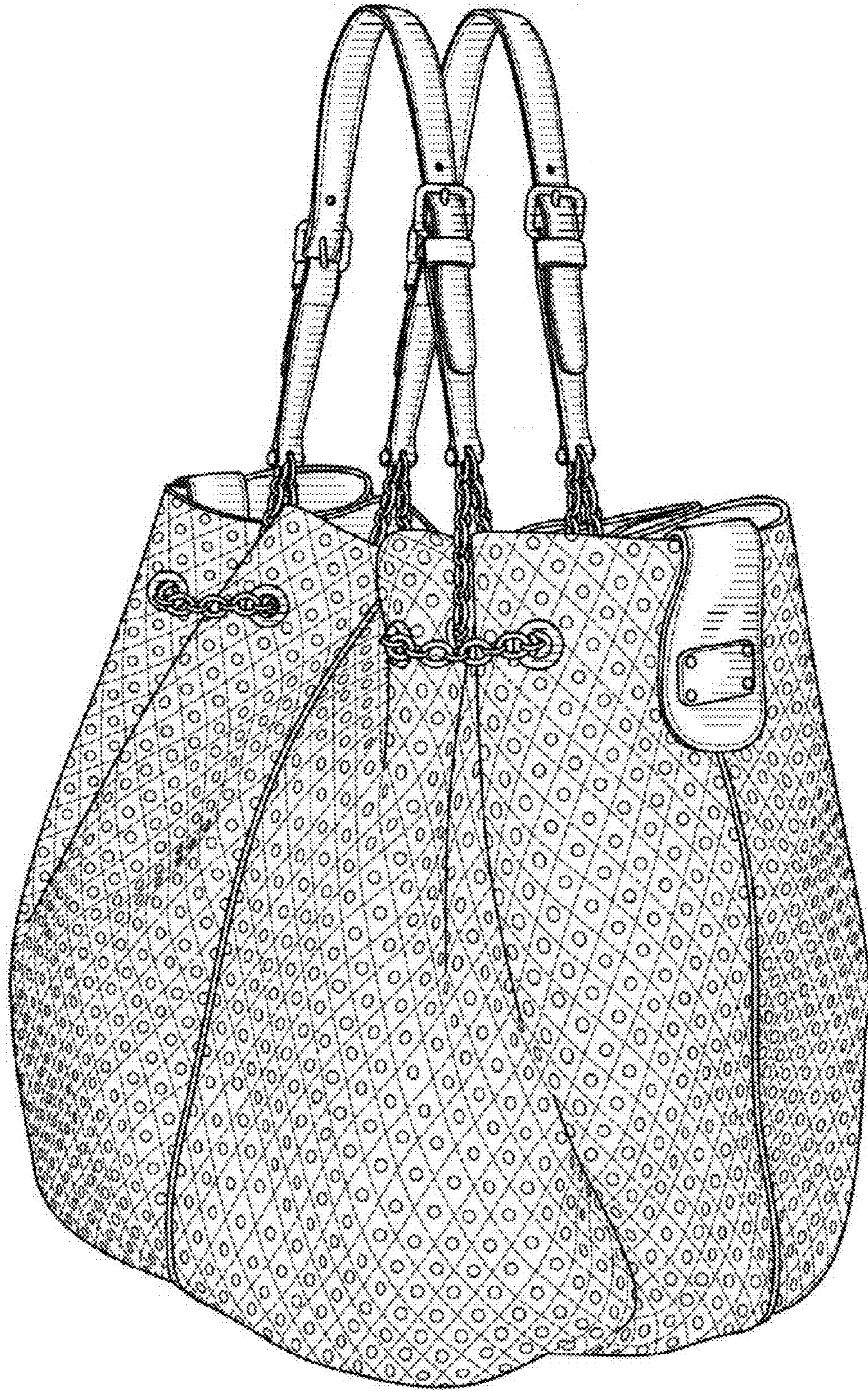


FIG. 7