



US00D682528S

(12) **United States Design Patent**
Link

(10) **Patent No.:** **US D682,528 S**

(45) **Date of Patent:** **** May 21, 2013**

- (54) **SHOE**
- (71) Applicant: **NIKE, Inc.**, Beaverton, OR (US)
- (72) Inventor: **Kenneth Link**, Portland, OR (US)
- (73) Assignee: **NIKE, Inc.**, Beaverton, OR (US)
- (**) Term: **14 Years**
- (21) Appl. No.: **29/438,647**
- (22) Filed: **Nov. 30, 2012**
- (51) **LOC (9) Cl.** **02-99**
- (52) **U.S. Cl.**
USPC **D2/972**
- (58) **Field of Classification Search** D2/902,
D2/906-908, 944, 969, 972, 975; 36/45,
36/50.1, 77 M, 77 R, 83, 88, 113, 114, 126-131
See application file for complete search history.

- D579,636 S 11/2008 Graber
- D629,186 S 12/2010 Blakeslee
- D636,574 S 4/2011 Raysse
- D643,609 S 8/2011 Raysse
- D671,734 S * 12/2012 Petrie D2/972

OTHER PUBLICATIONS

Nike Footwear Catalog, Men's and Women's Footwear: Fall 1999, p. 36, published Nov. 1998, Nike, Inc., USA.
 Nike Footwear Catalog, Oct. & Nov. Flow Footwear: Late Fall 1999, p. 54, published Mar. 1999, Nike, Inc., USA.
 Nike Footwear Catalog, Men's, Women's, Boy's, and Girl's Footwear: Spring 2005, p. 36, published Jun. 2004, Nike, Inc., USA.
 Nike Footwear Catalog, Footwear: Fall 2005, p. 16, published Nov. 2004, Nike, Inc., USA.
 Nike Footwear Catalog, Footwear: Fall 2005, p. 30, published Nov. 2004, Nike, Inc., USA.

* cited by examiner

Primary Examiner — Dominic Simone
 (74) *Attorney, Agent, or Firm* — Banner & Witcoff, Ltd.

(56) **References Cited**

U.S. PATENT DOCUMENTS

- D365,198 S 12/1995 Worthington
- D413,195 S * 8/1999 Smith, III D2/972
- D440,392 S 4/2001 Neely
- D499,244 S * 12/2004 Dombrow D2/972
- D499,871 S 12/2004 Teteriatnikov
- D501,069 S 1/2005 Galliano
- D510,655 S 10/2005 Portzline
- D521,716 S 5/2006 Drazic
- D526,773 S * 8/2006 Caine D2/972
- D537,618 S 3/2007 Huthmaker
- D543,682 S 6/2007 Matis
- D544,695 S * 6/2007 Rasmussen D2/972
- D568,598 S * 5/2008 Caron D2/972
- D569,602 S * 5/2008 Caron D2/969

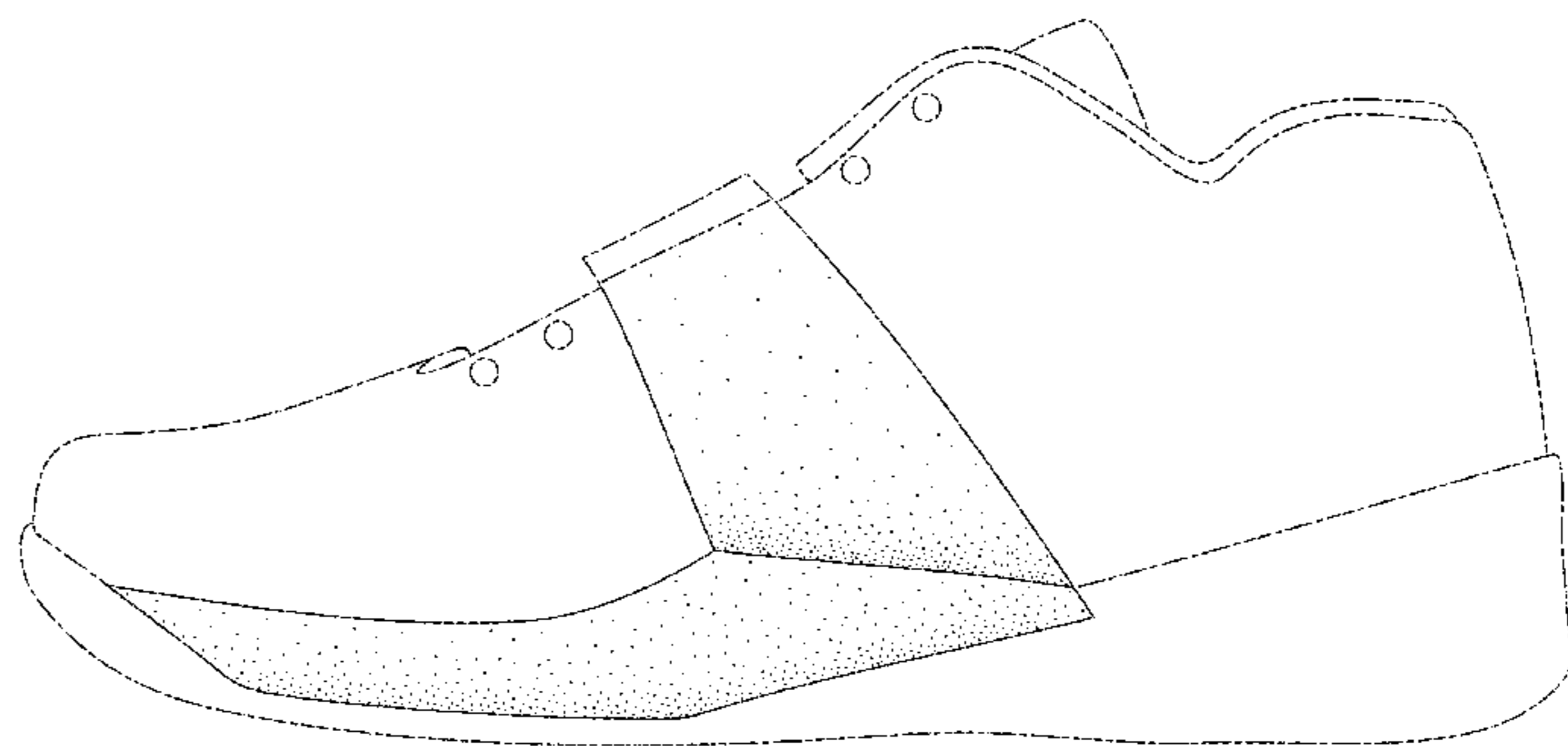

(57) **CLAIM**

The ornamental design for a shoe, as shown and described.

DESCRIPTION

FIG. 1 is a front perspective view of a shoe showing my new design;
 FIG. 2 is a side view thereof; and,
 FIG. 3 is a rear perspective view thereof.
 The broken lines immediately adjacent to the shaded area represent unclaimed boundaries of the design. The broken lines showing the remainder of the shoe are for environmental purposes only and form no part of the claimed design.

1 Claim, 3 Drawing Sheets



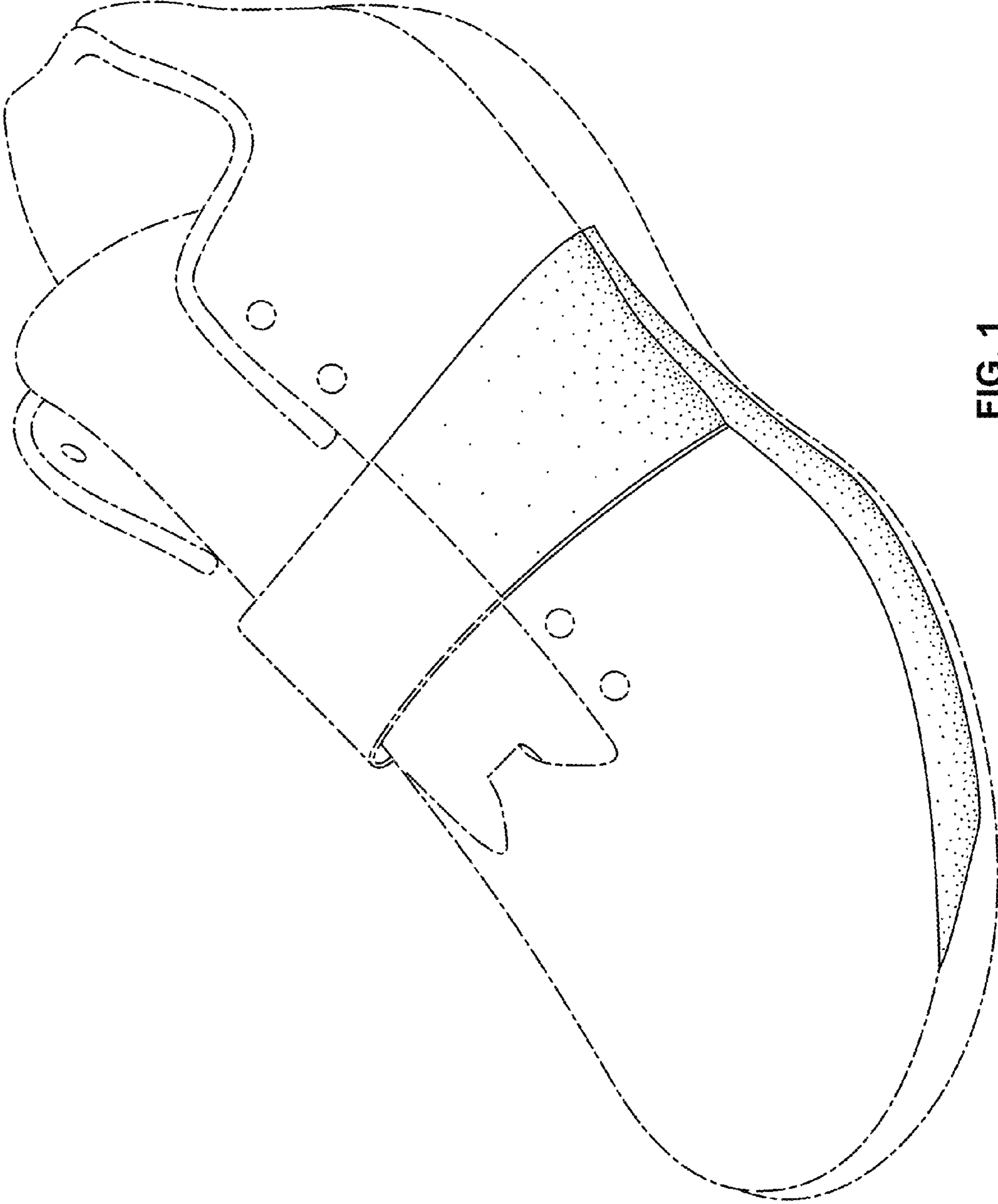


FIG. 1

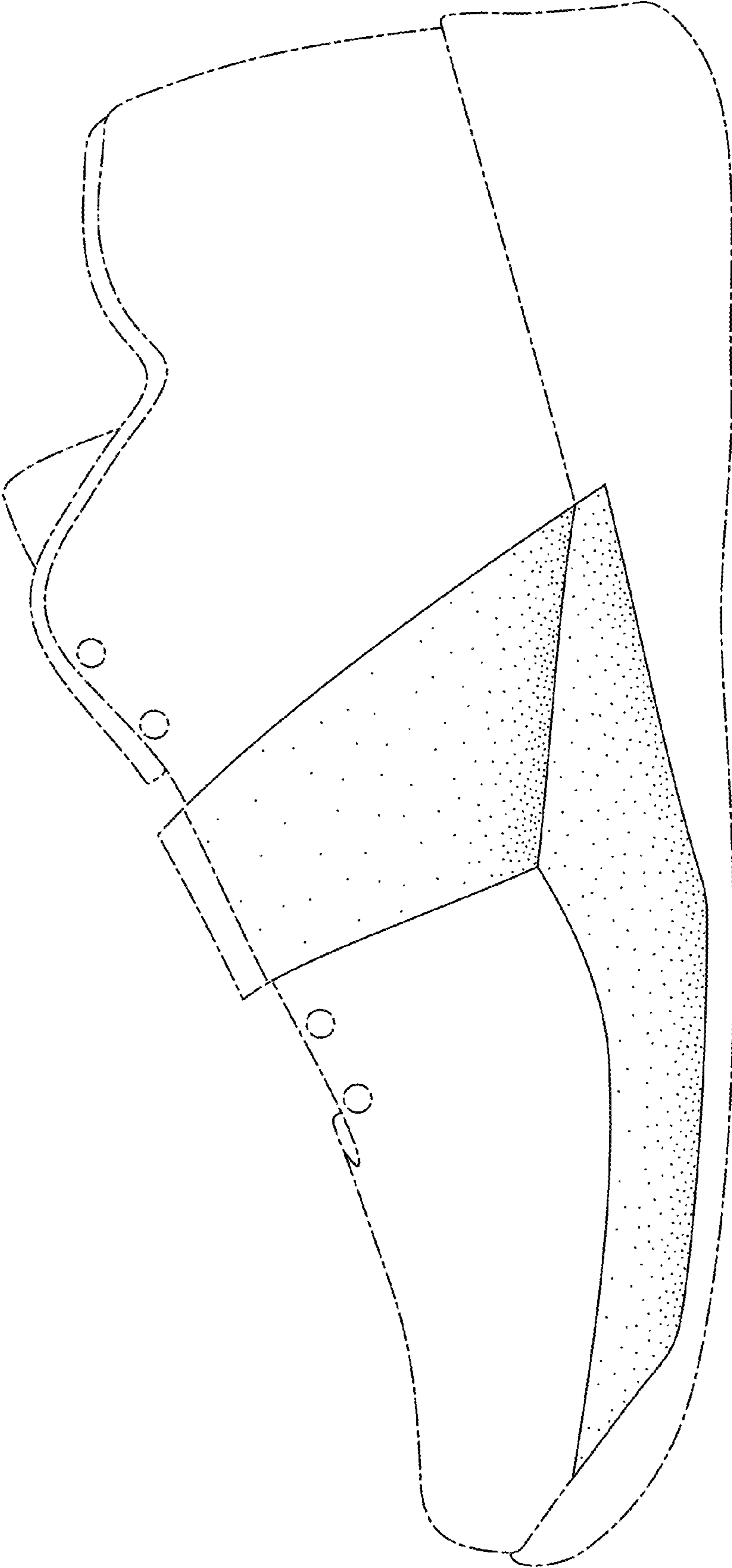


FIG. 2

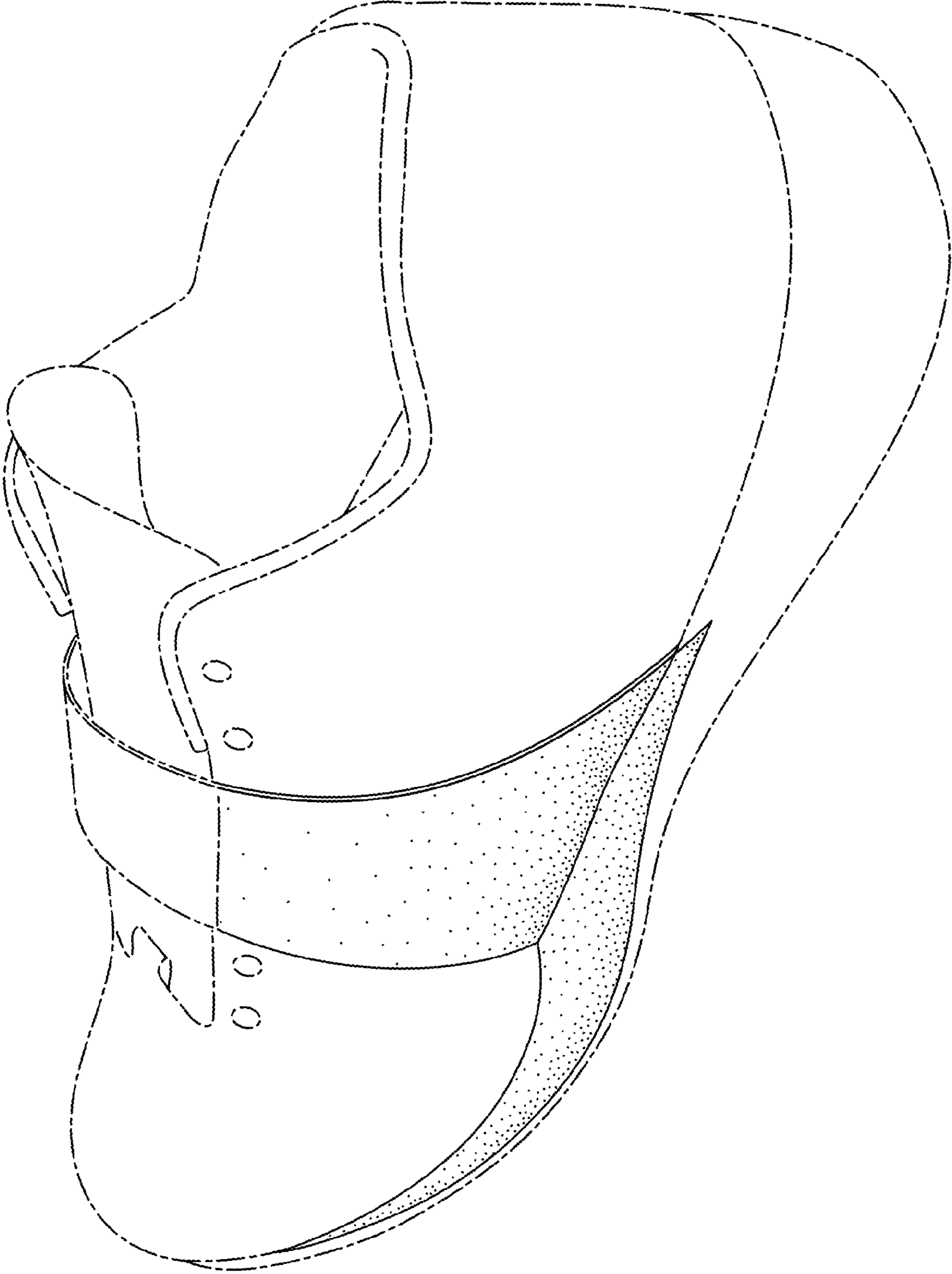


FIG. 3