



US00D682474S

(12) **United States Design Patent**
Owen et al.

(10) **Patent No.:** **US D682,474 S**

(45) **Date of Patent:** **** May 14, 2013**

(54) **COSMETIC COMPACT**

(75) Inventors: **Thomas Edward Owen**, New York, NY (US); **Chong Won Jessica Woo-Kim**, Palisades Park, NJ (US); **Jenny Wong**, Rego Park, NY (US)

(73) Assignee: **ELC Management, LLC**, New York, NY (US)

(**) Term: **14 Years**

(21) Appl. No.: **29/405,719**

(22) Filed: **Nov. 4, 2011**

(51) **LOC (9) Cl.** **28-03**

(52) **U.S. Cl.**
USPC **D28/83**

(58) **Field of Classification Search** D28/76-84;
206/581, 823; 132/286-318, 320, 319; D3/298;
D14/341, 345

See application file for complete search history.

(56) **References Cited**

U.S. PATENT DOCUMENTS

D302,745	S	*	8/1989	Bakic	D28/83
D303,583	S	*	9/1989	Bakic	D28/83
D332,328	S	*	1/1993	Lombardi, Jr.	D28/83
D594,863	S	*	6/2009	Ichise et al.	D14/345
D621,548	S	*	8/2010	Chen	D28/83
7,975,706	B2	*	7/2011	Chen	132/287
D642,743	S	*	8/2011	Shteysel	D28/83
D672,345	S	*	12/2012	Li	D14/341
D673,948	S	*	1/2013	Andre et al.	D14/341
D673,950	S	*	1/2013	Li et al.	D14/341
D675,202	S	*	1/2013	Andre et al.	D14/341
D675,612	S	*	2/2013	Andre et al.	D14/341
2010/0288299	A1	*	11/2010	Won	132/293

* cited by examiner

Primary Examiner — Jennifer Rivard

(74) *Attorney, Agent, or Firm* — Martin W. Haerter

(57) **CLAIM**

The ornamental design for a cosmetic compact, substantially as shown and described.

DESCRIPTION

FIG. 1 is a top, front and left side perspective view of our new design for a cosmetic compact with the cover closed;

FIG. 2 is a top, front and left side perspective view of the cosmetic compact of FIG. 1 with the cover in an open position;

FIG. 3 is a top plan view of the cosmetic compact of FIG. 1 with the cover closed;

FIG. 4 is a right side elevation view of the cosmetic compact of FIG. 1 with the cover closed, a left side elevation view being a mirror image thereof;

FIG. 5 is a front elevation view of the cosmetic compact of FIG. 1, a rear elevation view being a mirror image thereof;

FIG. 6 is a bottom plan view of the cosmetic compact of FIG. 1 with the cover closed;

FIG. 7 is a top plan view of the cosmetic compact of FIG. 1 with the cover in an open position as illustrated in FIG. 2;

FIG. 8 is a bottom plan view of the cosmetic compact of FIG. 1 with the cover in an open position as illustrated in FIG. 2; and,

FIG. 9 is a right side elevation view of the cosmetic compact of FIG. 1 with the cover in an open position as illustrated in FIG. 2, a left side elevation view being a mirror image thereof. The broken lines showing a cosmetic storage area illustrate environmental structure that forms no part of the claimed design.

1 Claim, 4 Drawing Sheets

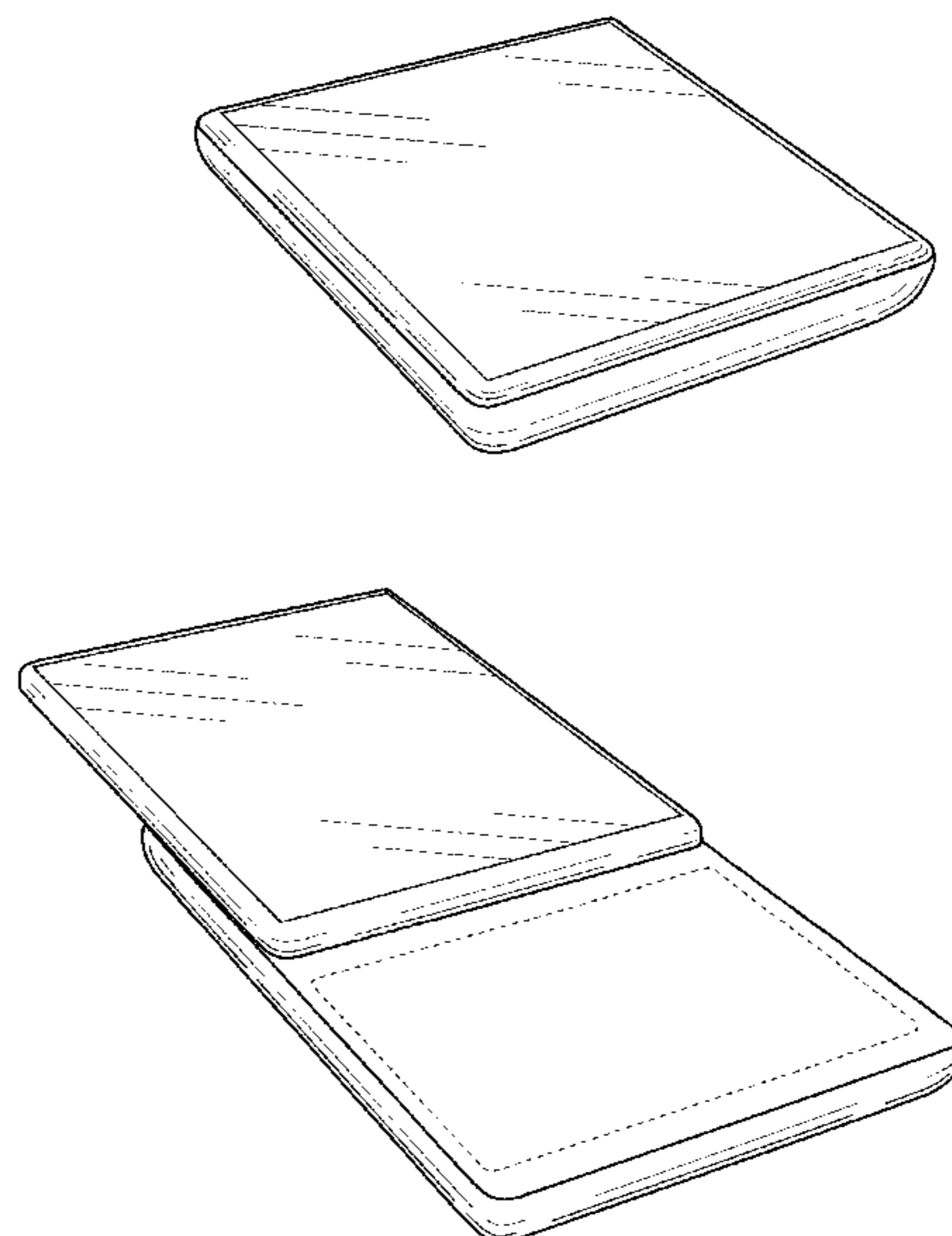


FIG. 1

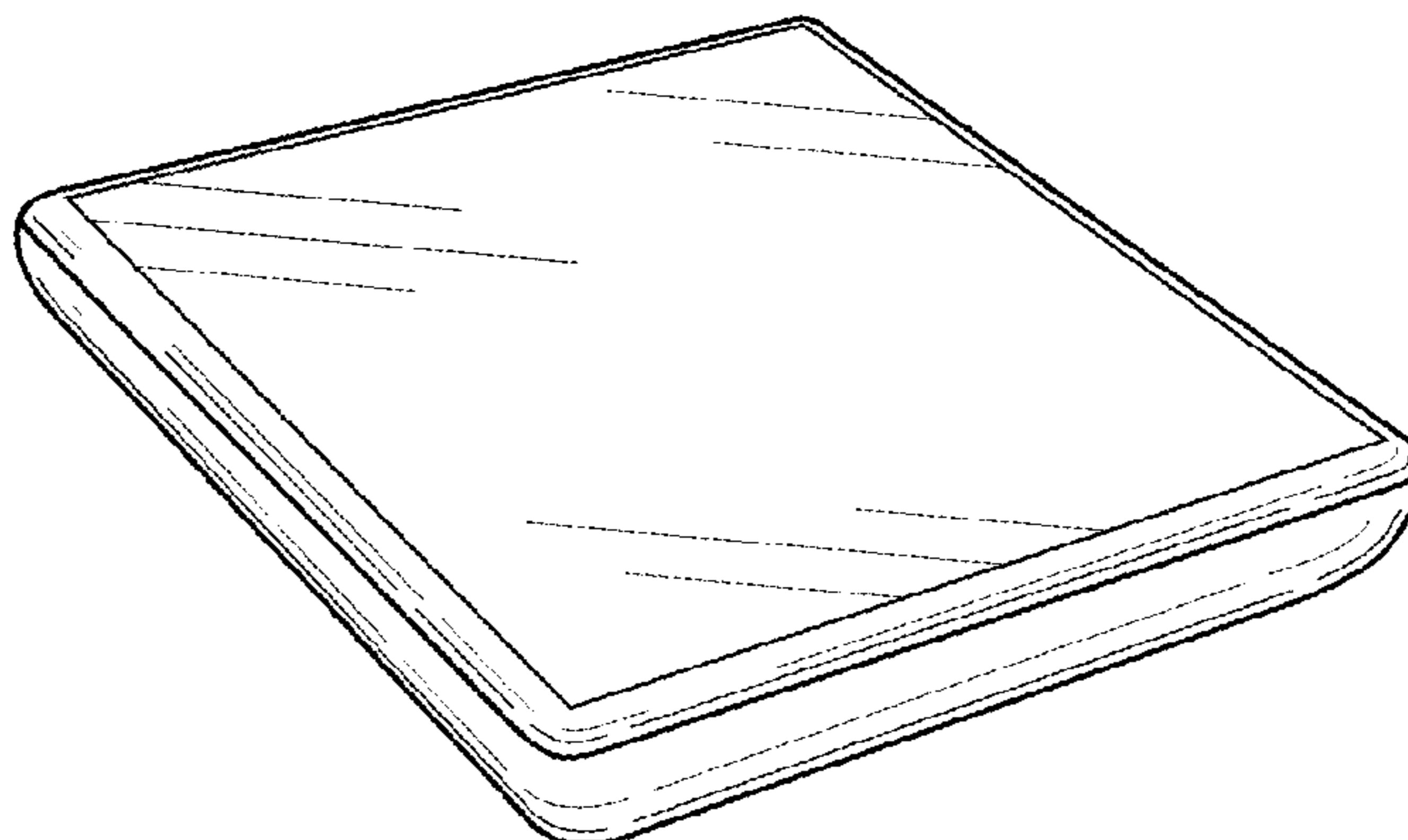



FIG. 2






FIG. 3

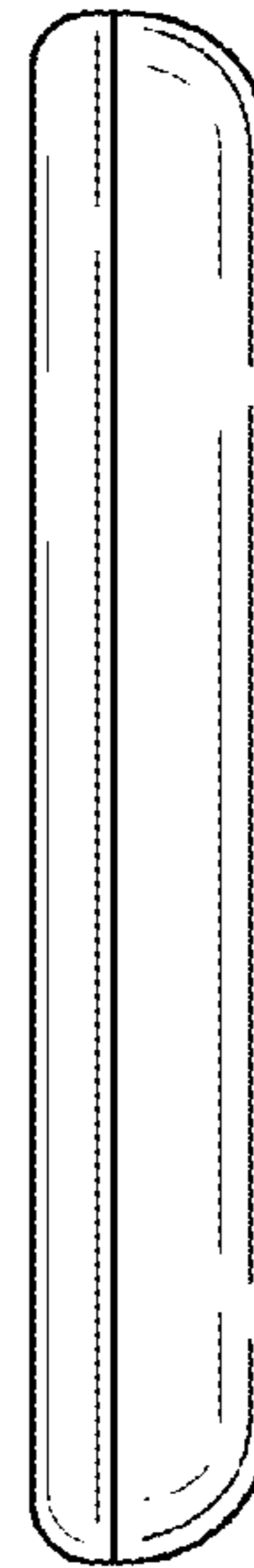


FIG. 4

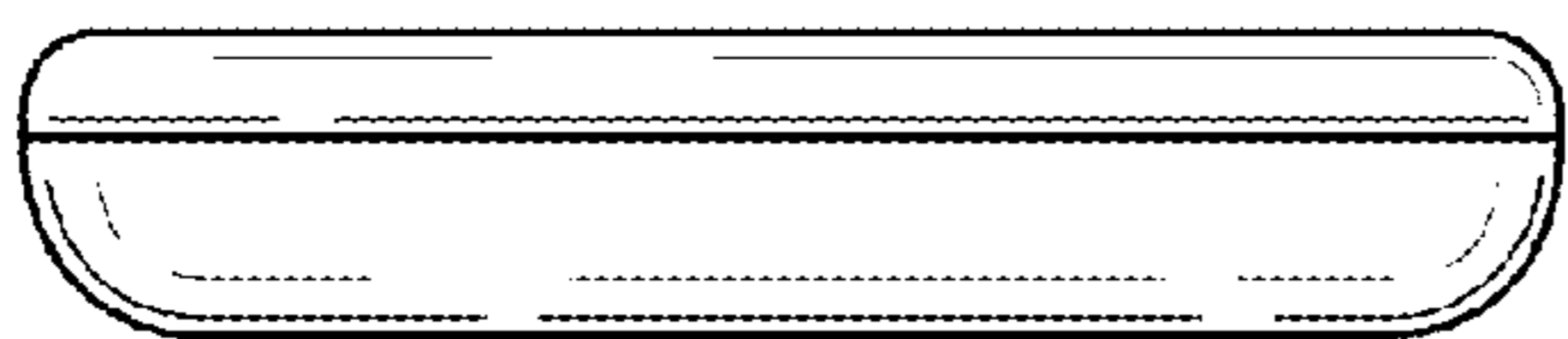


FIG. 5




FIG. 6




FIG. 7




FIG. 8




FIG. 9