



US00D682460S

(12) **United States Design Patent**
Wanders

(10) **Patent No.:** **US D682,460 S**

(45) **Date of Patent:** **** May 14, 2013**

(54) **LIGHT FIXTURE**

(71) Applicant: **Moool B.V.**, Breda (NL)

(72) Inventor: **Marcel Wanders**, Amsterdam (NL)

(73) Assignee: **Moool B.V.**, Breda (NL)

(**) Term: **14 Years**

(21) Appl. No.: **29/434,400**

(22) Filed: **Oct. 12, 2012**

(30) **Foreign Application Priority Data**

Apr. 13, 2012 (EP) 002025809

(51) **LOC (9) Cl.** **26-03**

(52) **U.S. Cl.**
USPC **D26/88; D26/130**

(58) **Field of Classification Search** D26/81-92,
D26/118, 123, 128, 131, 133, 134, 135; 362/147,
362/404-408, 431, 432

See application file for complete search history.

(56) **References Cited**

U.S. PATENT DOCUMENTS

D43,969 S *	5/1913	Khader	D26/131
D48,588 S *	2/1916	Traeger	D26/131
D56,434 S *	10/1920	Huttig	D26/127
1,505,559 A *	8/1924	Grant	362/355
D71,802 S *	1/1927	Klehr	D26/88
1,763,963 A *	6/1930	Guth	362/312

D86,300 S *	2/1932	Buschman	D26/2
D92,286 S *	5/1934	Bradbury	D26/131
D95,230 S *	4/1935	Ender	D26/131
D101,800 S *	11/1936	Tompkins	D26/128
D105,531 S *	8/1937	Korengold	D26/128
D341,441 S *	11/1993	Shapiro	D26/118
D410,106 S *	5/1999	Hsu	D26/128
D574,546 S *	8/2008	Morrison	D26/88
D575,439 S *	8/2008	Morrison	D26/88
D576,340 S *	9/2008	Wanders	D26/88
D580,585 S *	11/2008	Otero	D26/88
D620,632 S *	7/2010	Wanders	D26/88
D664,280 S *	7/2012	Campbell	D26/88
D674,530 S *	1/2013	Wanders	D26/88

* cited by examiner

Primary Examiner — Clare E Heflin

(74) *Attorney, Agent, or Firm* — Andrew Rush; PCT Law Group, PLLC

(57) **CLAIM**

The ornamental design for a light fixture, as shown and described.

DESCRIPTION

FIG. 1 is a bottom perspective view of a light fixture showing our new design;

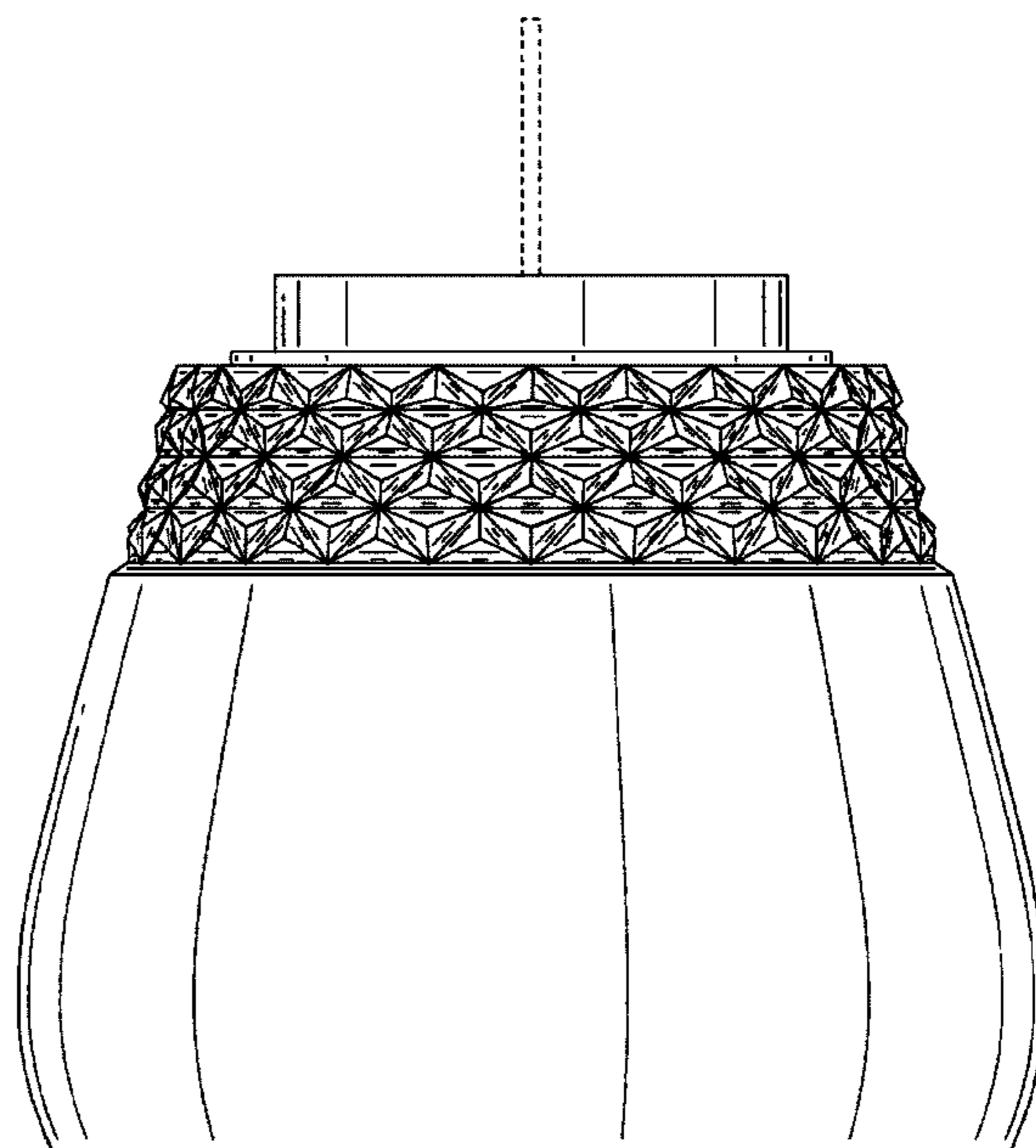
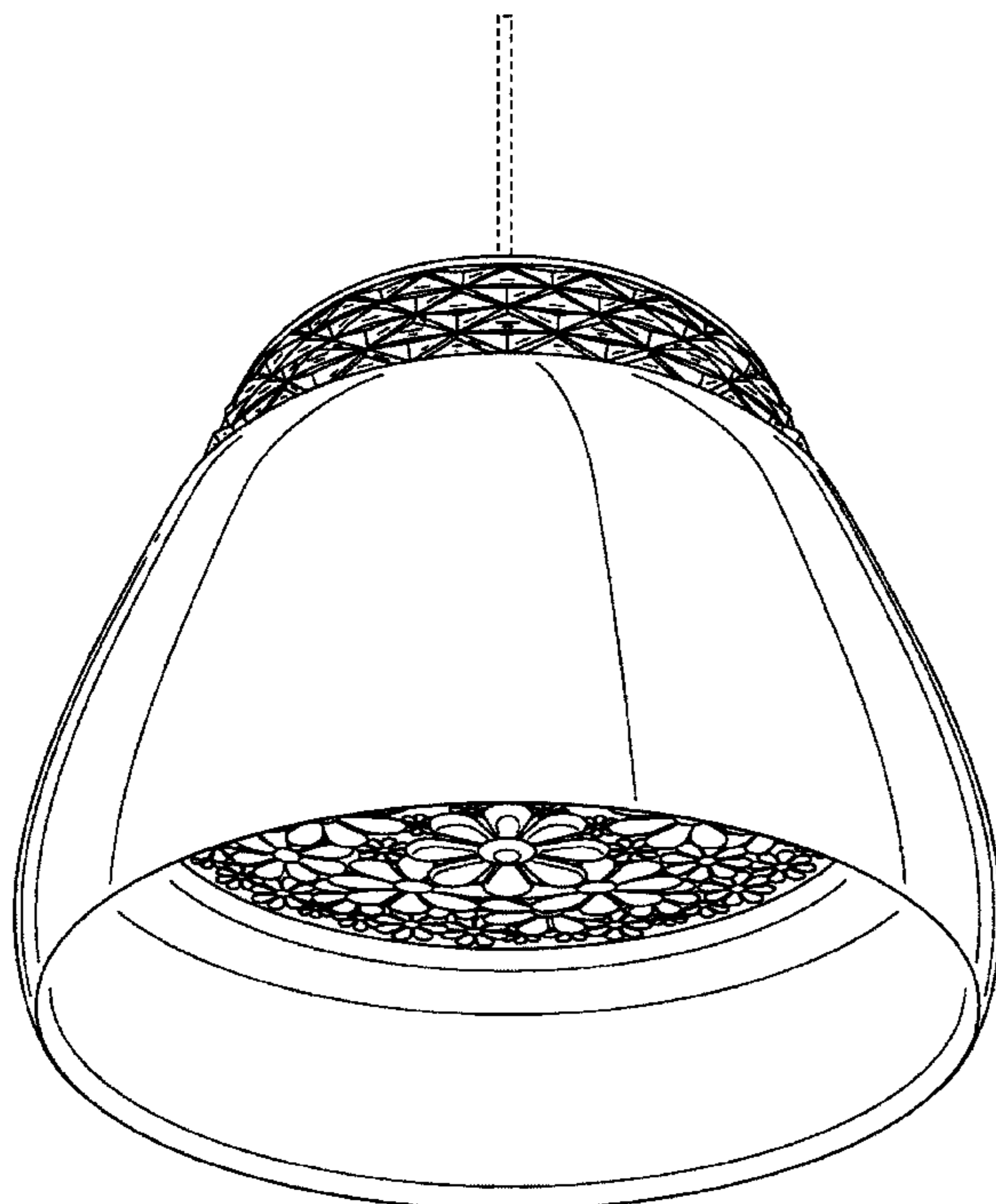
FIG. 2 is a front view thereof, the right side, left side and back side views being the same;

FIG. 3 is a bottom view thereof; and,

FIG. 4 is a top view thereof.

The broken lines are for purposes of illustration only and form no part of the claimed design.

1 Claim, 4 Drawing Sheets



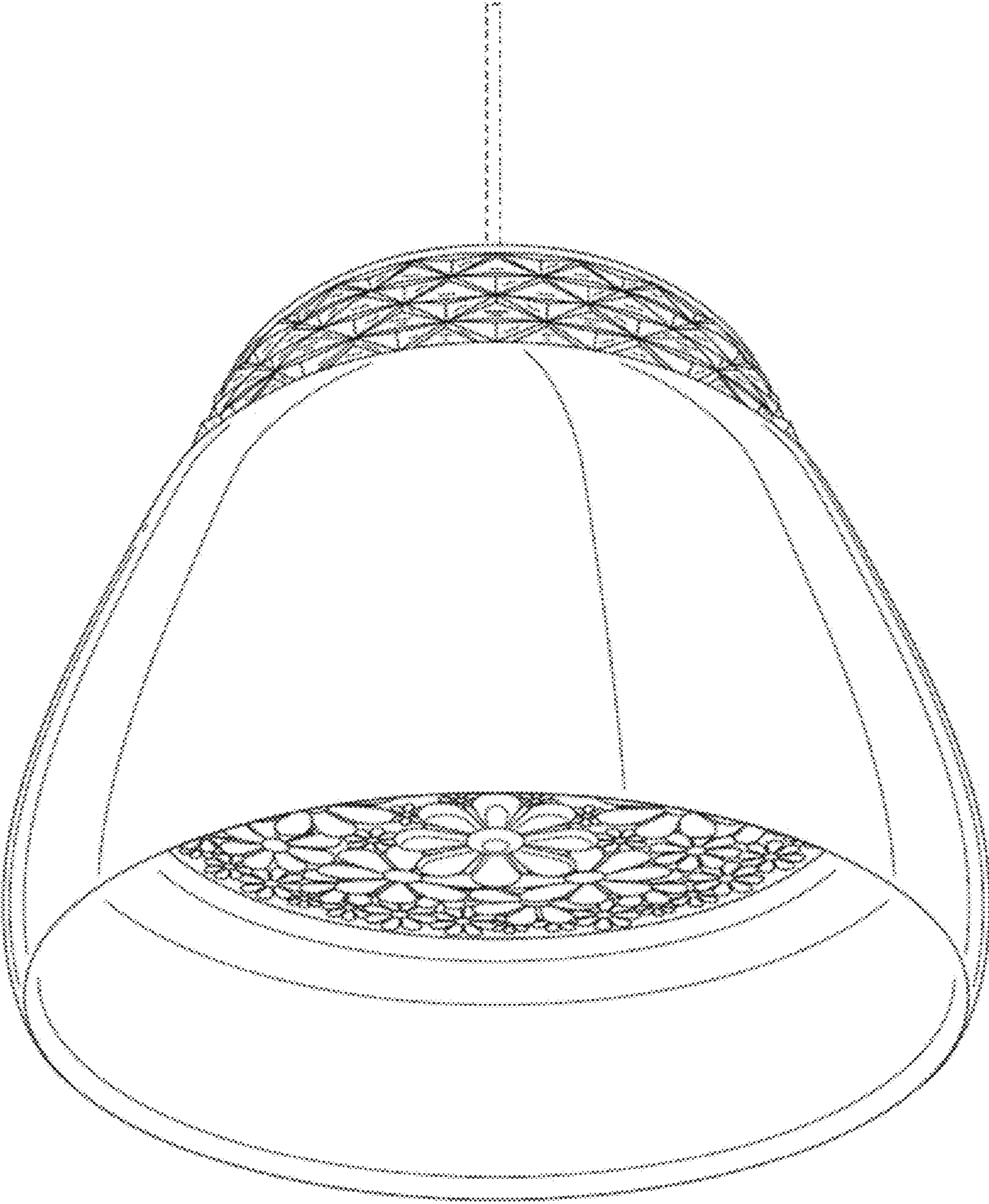


FIG. 1

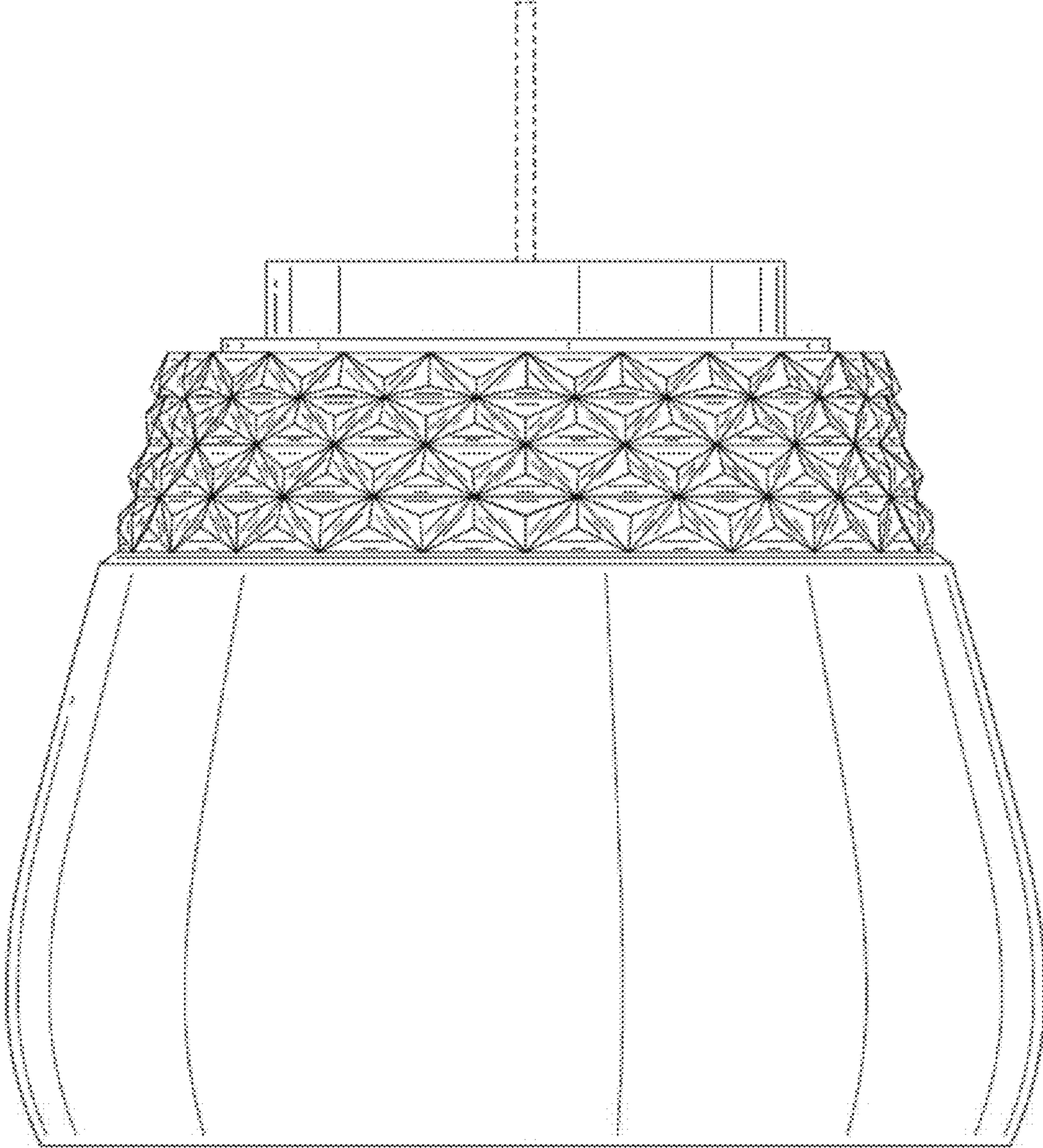


FIG. 2




FIG. 3

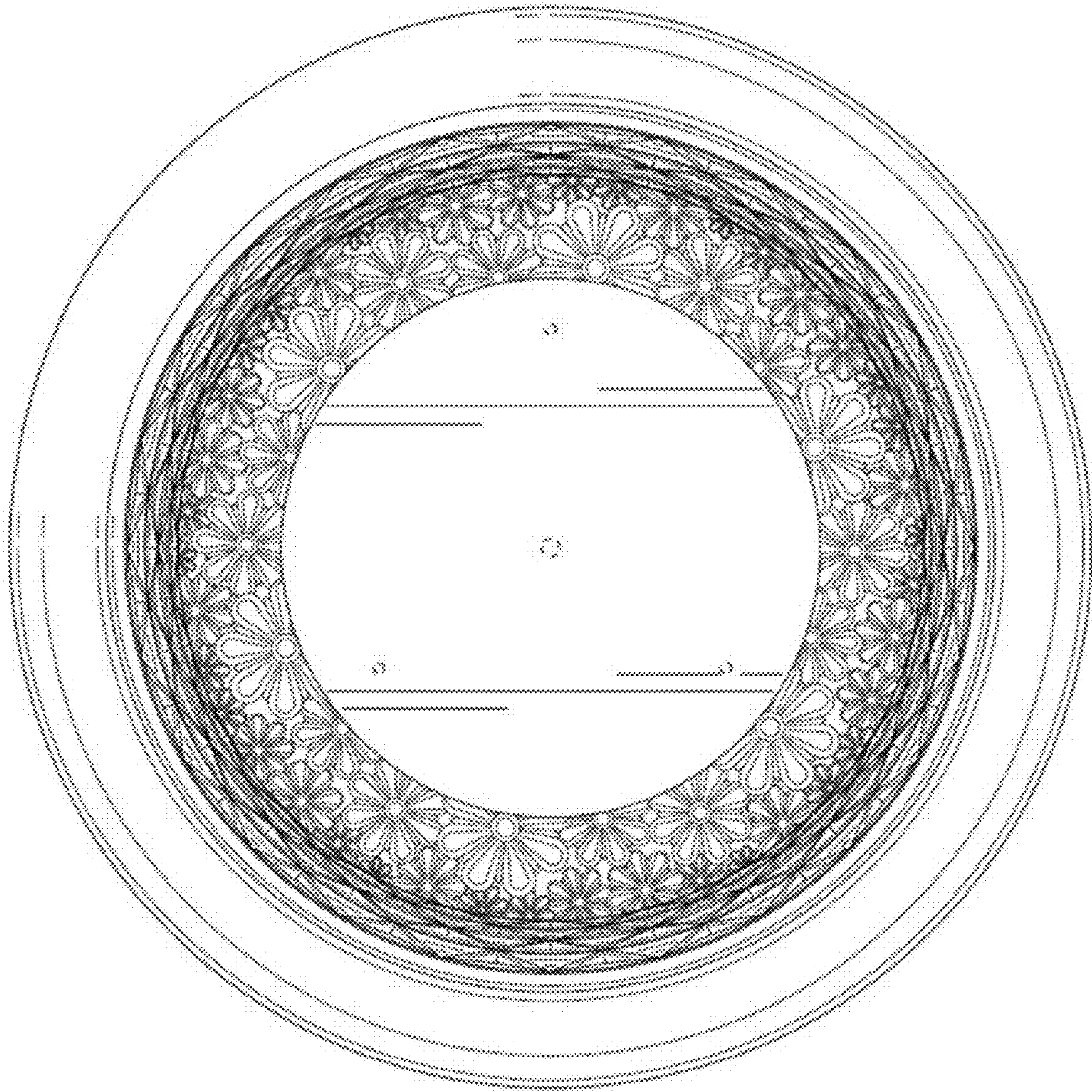


FIG. 4