



US00D682453S

(12) **United States Design Patent**
Glenn

(10) **Patent No.:** **US D682,453 S**

(45) **Date of Patent:** **** May 14, 2013**

(54) **SOLAR FLOWER WITH BUTTERFLY**

(71) Applicant: **Matthew S. Glenn**, Sprague, NE (US)

(72) Inventor: **Matthew S. Glenn**, Sprague, NE (US)

(73) Assignee: **Headwind Consumer Products**,
Syracuse, NE (US)

(**) Term: **14 Years**

(21) Appl. No.: **29/437,171**

(22) Filed: **Nov. 14, 2012**

(51) **LOC (9) Cl.** **26-05**

(52) **U.S. Cl.**
USPC **D26/73; D26/68**

(58) **Field of Classification Search** D26/67-71,
D26/73, 85, 92, 98, 101, 107; 362/122, 124,
362/147, 157, 183, 186, 431, 432, 806
See application file for complete search history.

(56) **References Cited**

U.S. PATENT DOCUMENTS

D17,627 S *	8/1887	Carr	D26/101
D33,916 S *	1/1901	McConnell	D26/101
D69,156 S *	12/1925	Nyquist	D26/98
D80,126 S *	12/1929	Kornblum	D26/98
D80,473 S *	2/1930	Aloisi	D26/98
D174,657 S *	5/1955	Roberts	D26/60
D174,658 S *	5/1955	Roberts	D26/24
D193,107 S *	6/1962	Rivera	D26/73
D392,763 S *	3/1998	Denison et al.	D26/68
5,829,862 A *	11/1998	Ferrell	362/554
5,947,582 A *	9/1999	Huang	362/122

D440,000 S *	4/2001	Milicia	D26/68
D441,478 S *	5/2001	Lindsay	D26/68
D443,376 S *	6/2001	Lindsay	D26/68
D443,711 S *	6/2001	Lindsay	D26/68
6,260,987 B1 *	7/2001	Wu	362/249.16
6,543,905 B1 *	4/2003	Adams et al.	362/122
D485,389 S *	1/2004	Weiser et al.	D26/73
D493,563 S *	7/2004	Sehl	D26/98
6,945,673 B2 *	9/2005	Yao	362/124
D557,852 S *	12/2007	Sanoner	D26/68
D562,185 S *	2/2008	van Wingerden et al.	...	D11/117
D613,893 S *	4/2010	Kim	D26/67
D623,791 S *	9/2010	Kim	D26/73
D659,885 S *	5/2012	Holder	D26/88
D672,898 S	12/2012	Glenn		

* cited by examiner

Primary Examiner — Clare E Heflin

(74) *Attorney, Agent, or Firm* — Dennis L. Thomte; Thomte
Patent Law Office LLC

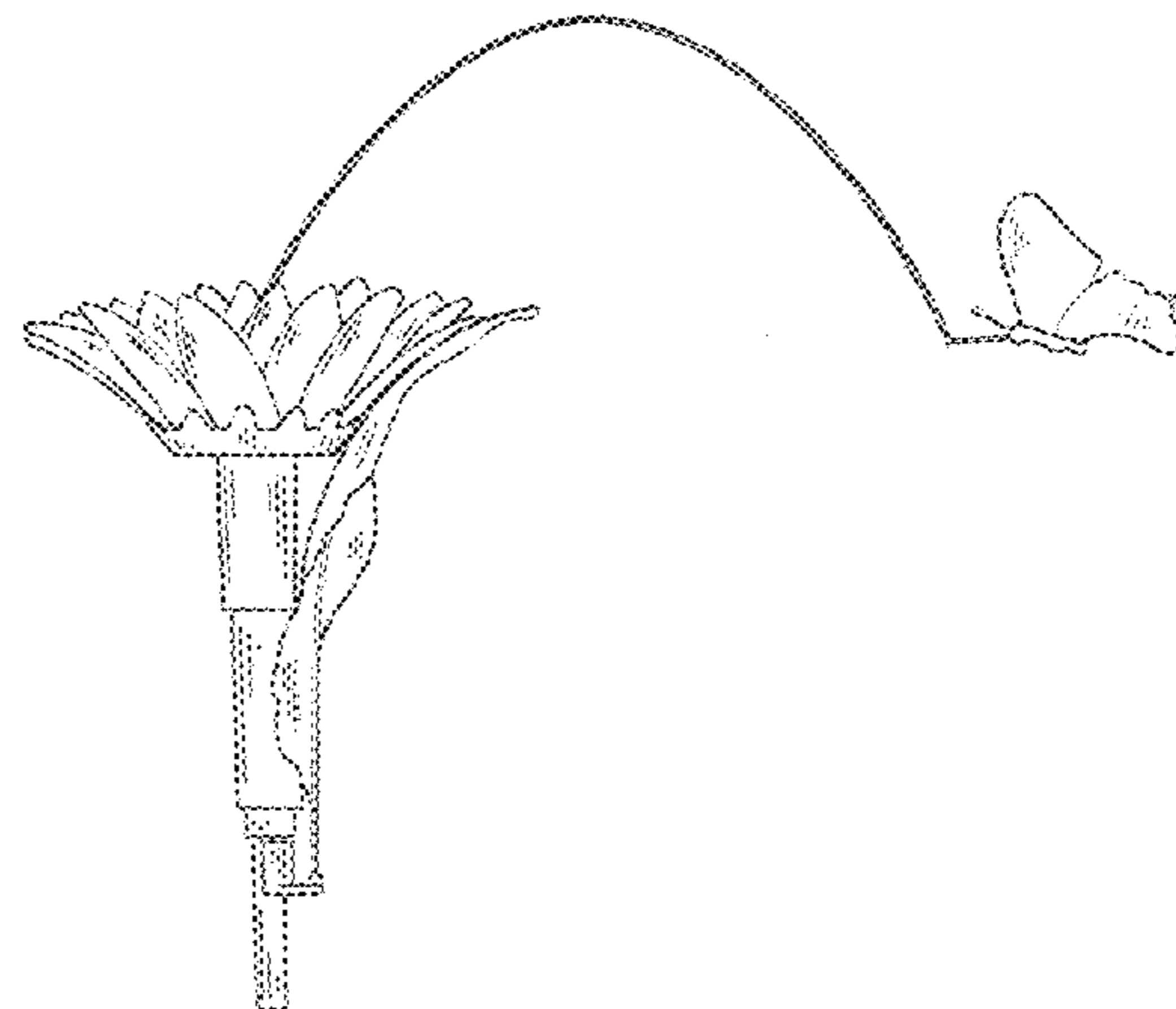
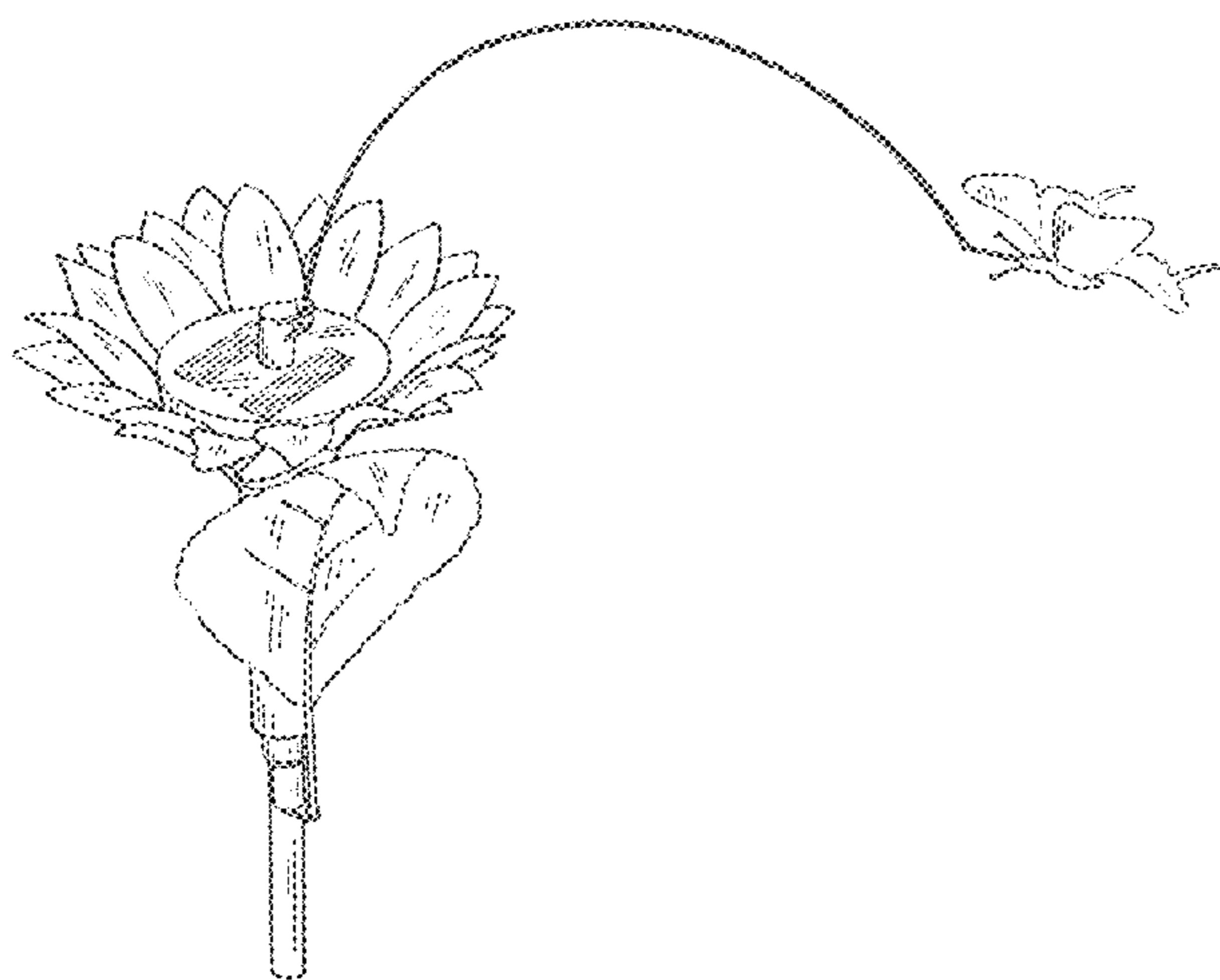
(57) **CLAIM**

The ornamental design for a solar flower with butterfly, as
shown and described.

DESCRIPTION

FIG. 1 is a perspective view of the solar flower with butterfly
of this invention;
FIG. 2 is a top view thereof;
FIG. 3 is a side view thereof;
FIG. 4 is a front view thereof;
FIG. 5 is an opposite side view thereof;
FIG. 6 is a rear view thereof; and,
FIG. 7 is a bottom view thereof.

1 Claim, 4 Drawing Sheets






FIG. 1




FIG. 2

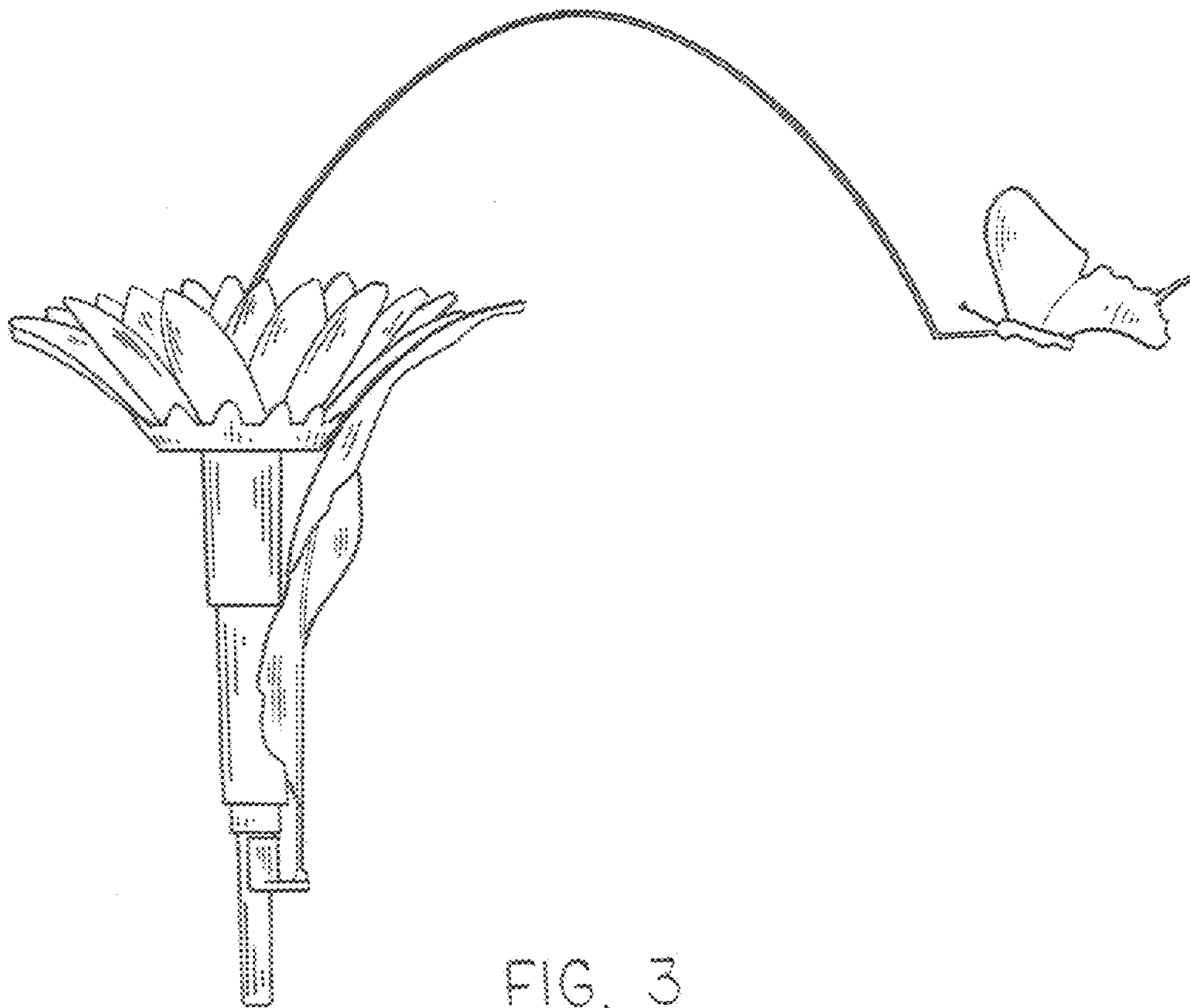


FIG. 3



FIG. 5

FIG. 4

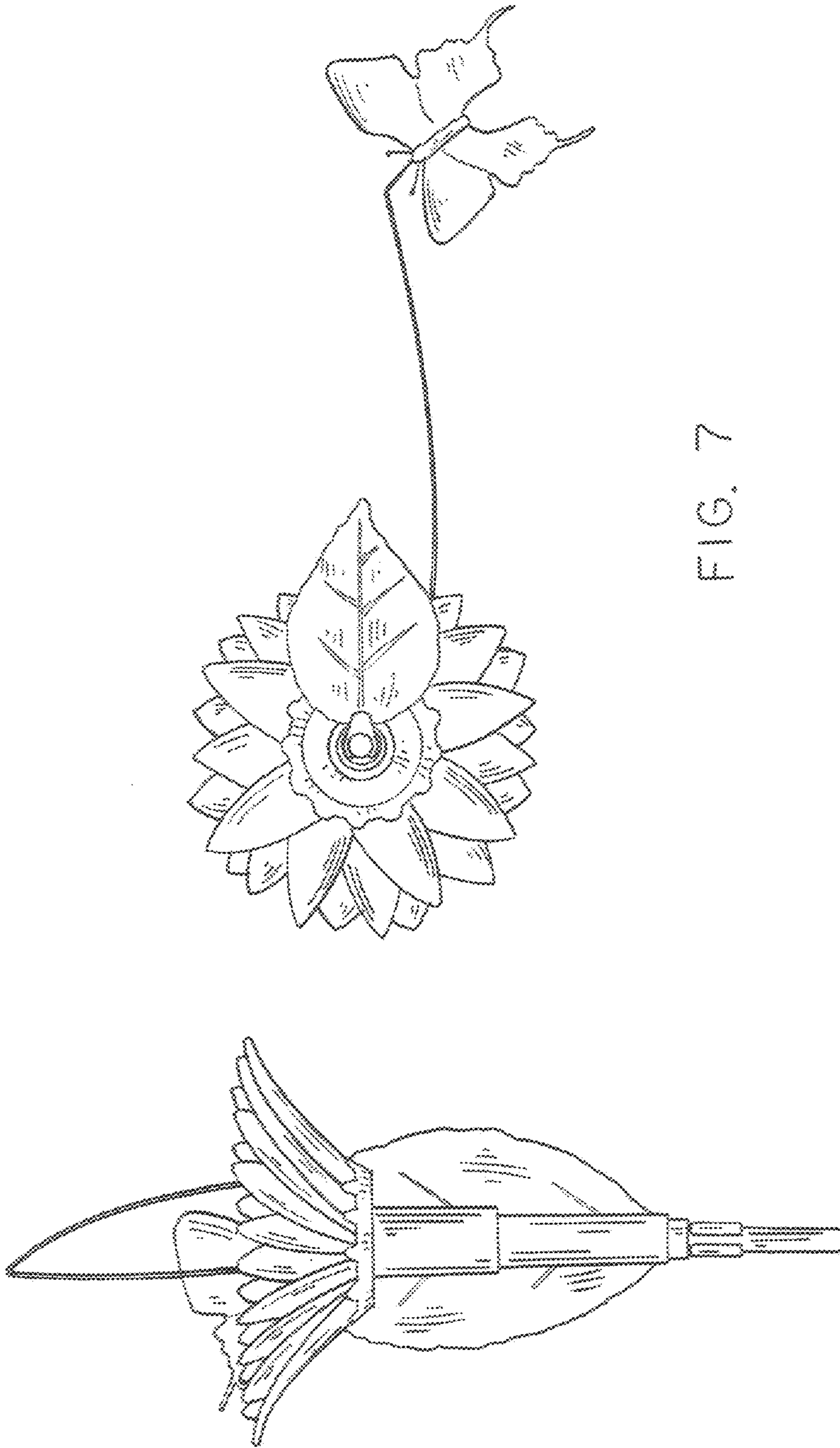


FIG. 7

FIG. 6