



US00D682440S

(12) **United States Design Patent**
Degn

(10) **Patent No.:** **US D682,440 S**

(45) **Date of Patent:** **** May 14, 2013**

(54) **LABORATORY DEVICE**

(75) Inventor: **Stefan Degn**, Altmünster (AT)

(73) Assignee: **Tecan Trading AG**, Mannedorf (CH)

(**) Term: **14 Years**

(21) Appl. No.: **29/406,585**

(22) Filed: **Nov. 16, 2011**

(30) **Foreign Application Priority Data**

Jul. 19, 2011 (CH) 138182

(51) **LOC (9) Cl.** **24-01**

(52) **U.S. Cl.**

USPC **D24/216**

(58) **Field of Classification Search** D24/216,

D24/217, 219, 231, 232, 107, 169, 186; D10/81;

422/500, 547, 62-65, 67; 435/287.1, 287.3;

436/43, 45, 47

See application file for complete search history.

(56) **References Cited**

U.S. PATENT DOCUMENTS

D228,454 S *	9/1973	Amar	D24/186
D354,354 S *	1/1995	Yamashita et al.	D24/232
D380,273 S *	6/1997	Emerson et al.	D24/232
D571,477 S *	6/2008	Terrill	D24/217

* cited by examiner

Primary Examiner — Anhdao Doan

(74) *Attorney, Agent, or Firm* — McCormick, Paulding & Huber LLP

(57) **CLAIM**

The ornamental design for a laboratory device, substantially as shown and described.

DESCRIPTION

FIG. 1 is a top plan view of a laboratory device showing my new design;

FIG. 2 is a left side view thereof;


FIG. 3 is a right side view thereof;

FIG. 4 is a front and left side perspective view thereof; and,

FIG. 5 is a front view thereof.

The broken lines in FIGS. 1 and 4 are included for the purpose of illustrating portions of the laboratory device that form no part of the claimed design.

1 Claim, 5 Drawing Sheets






FIG. 1

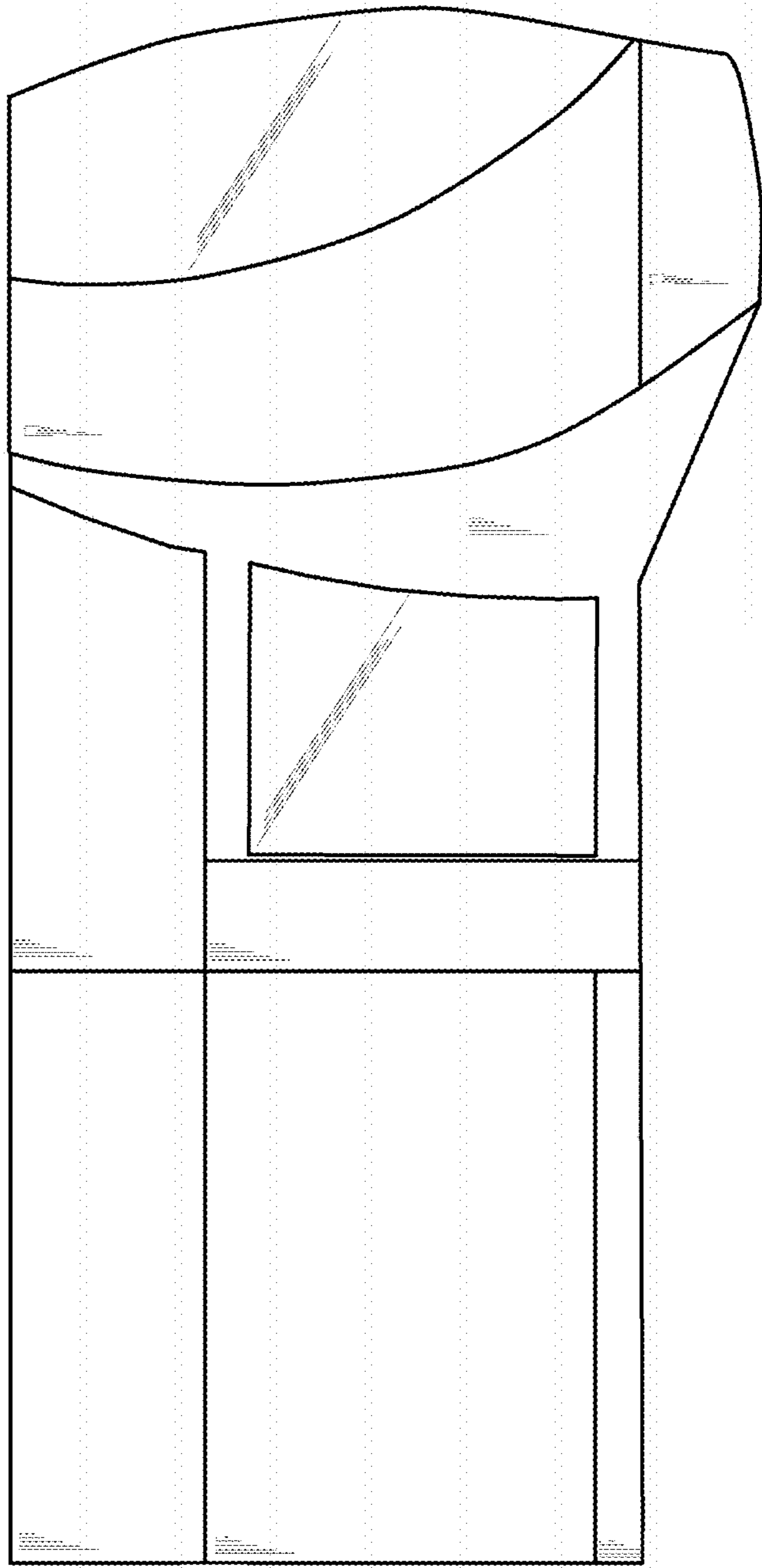


FIG. 2

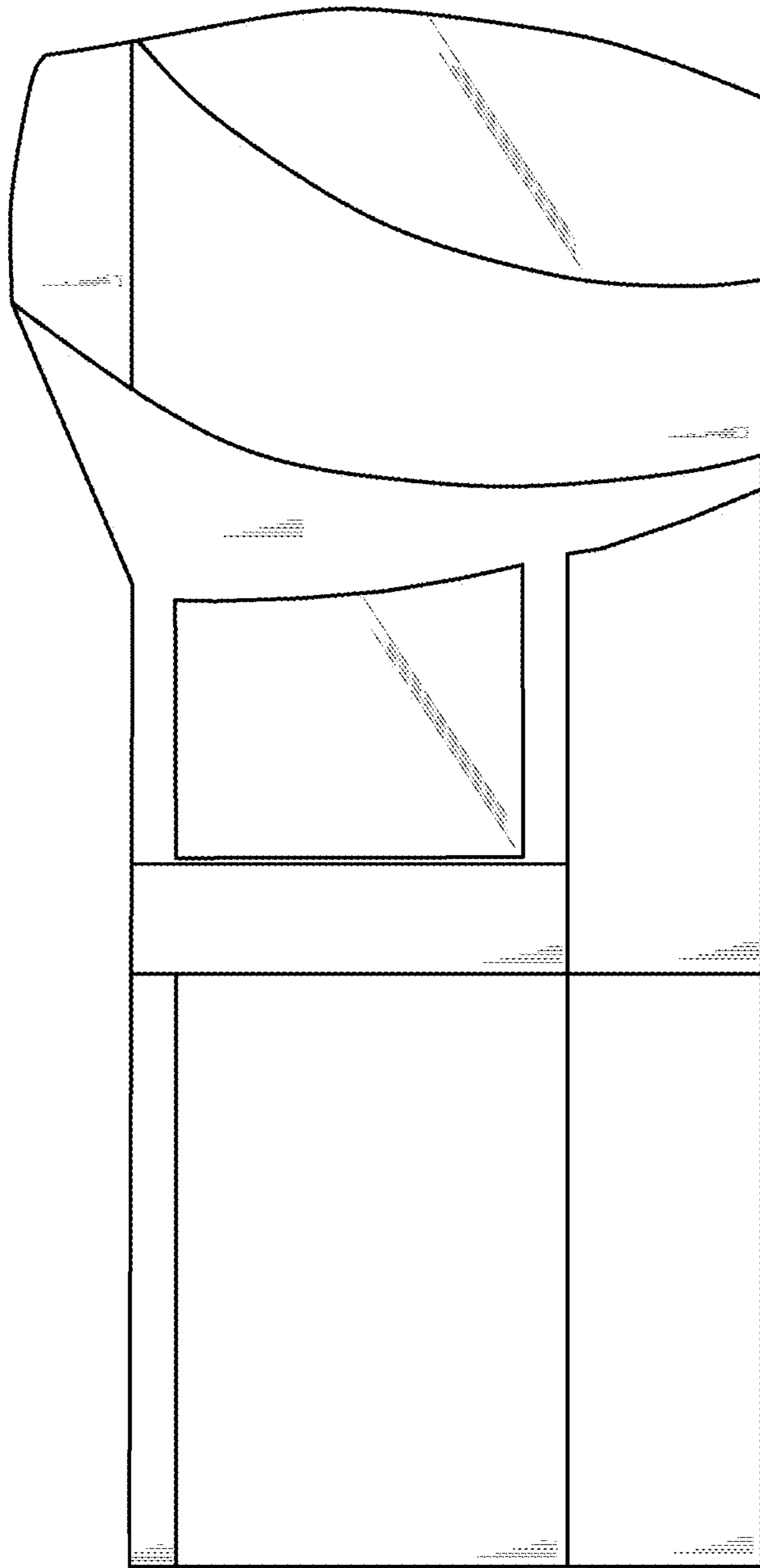


FIG. 3

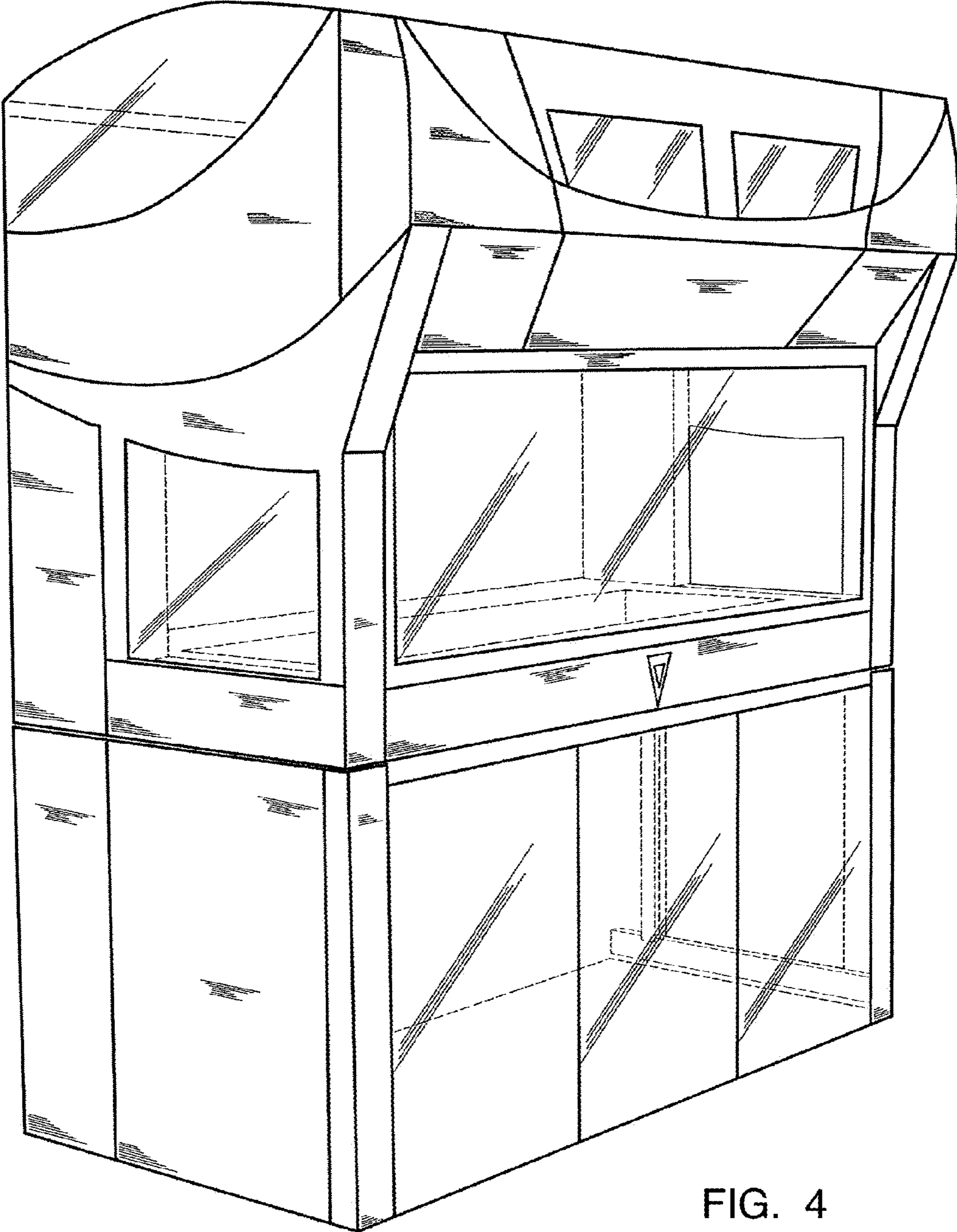


FIG. 4

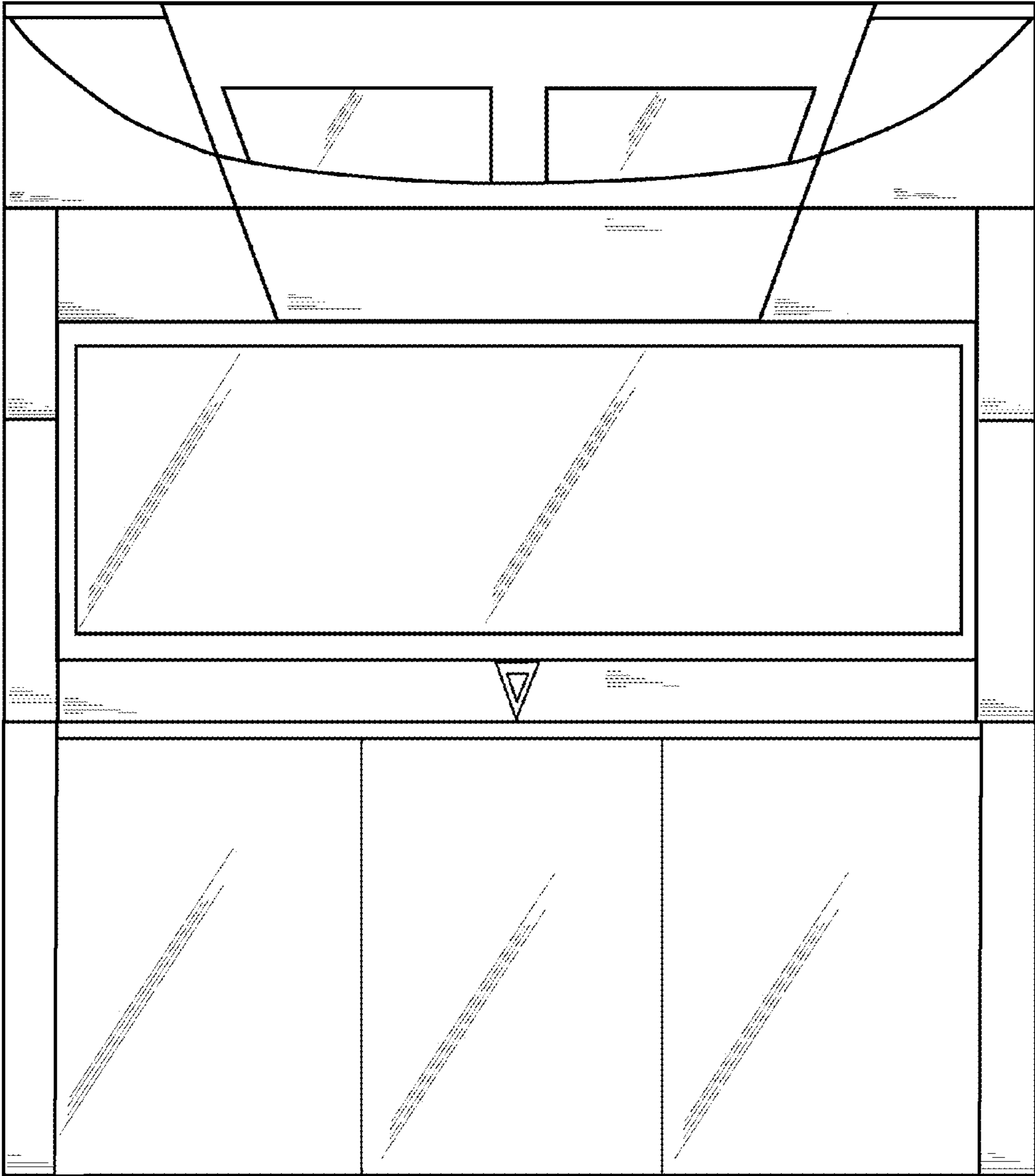


FIG. 5