

US00D682434S

(12) **United States Design Patent**
Heyd et al.

(10) **Patent No.:** **US D682,434 S**
(45) **Date of Patent:** **** May 14, 2013**

(54) **ANKLE BRACE**
(75) Inventors: **Davin T. Heyd**, Delavan, WI (US);
William D. Falcon, Elkhorn, WI (US);
Timothy F. O’Keefe, Delavan, WI (US)
(73) Assignee: **Bracemasters International, LLC**, New
Berlin, WI (US)
(**) Term: **14 Years**
(21) Appl. No.: **29/405,109**

6,517,505 B1 * 2/2003 Veldman 602/27
6,767,332 B1 7/2004 Pardue et al.
D509,586 S * 9/2005 Lee D24/128
7,014,621 B2 3/2006 Nelson
D548,846 S * 8/2007 Buehthorn D24/192
D559,988 S * 1/2008 Buehthorn D24/192
7,651,472 B2 1/2010 Gaylord et al.
7,691,076 B2 4/2010 Castro
7,918,811 B2 4/2011 Lussier et al.
7,993,295 B2 * 8/2011 Nelson 602/27
2003/0083603 A1 5/2003 Nelson
2004/0034316 A1 2/2004 Castro
2005/0096576 A1 5/2005 Castro

(22) Filed: **Oct. 28, 2011**
(51) **LOC (9) Cl.** **24-01**
(52) **U.S. Cl.**
USPC **D24/192**
(58) **Field of Classification Search** D24/190,
D24/192; D29/120.1, 121.2; 602/2, 5, 6,
602/16, 20, 23, 26–28, 60–66; 2/16, 22,
2/24; D2/911, 980, 984–986, 989; 128/882
See application file for complete search history.

OTHER PUBLICATIONS
Notification of Transmittal of International Search Report and Writ-
ten Opinion of the International Searching Authority; International
Application No. PCT/US2011/058317; Feb. 13, 2012; 7 pages.

(Continued)

Primary Examiner — Susan E Krakower
(74) *Attorney, Agent, or Firm* — Whyte Hirschboeck Dudek
S.C.

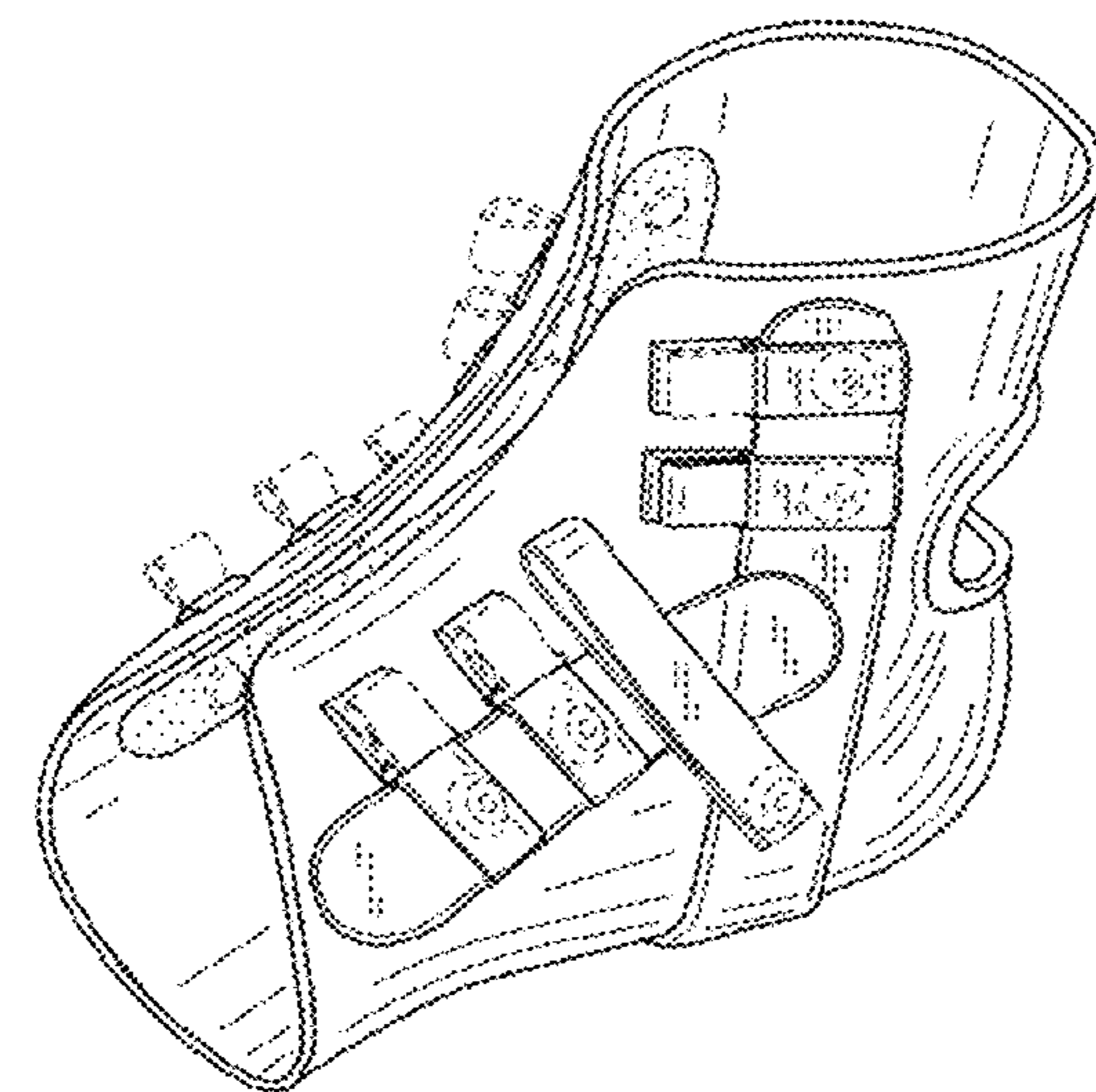
(56) **References Cited**
U.S. PATENT DOCUMENTS
1,037,441 A * 9/1912 Collis 602/65
2,994,322 A 8/1961 Cullen et al.
3,333,353 A * 8/1967 Garcia 36/68
3,970,083 A 7/1976 Carrigan
4,187,844 A 2/1980 Caprio, Jr.
D255,384 S * 6/1980 Finnieston D24/192
4,863,779 A 9/1989 Daponte
4,998,537 A * 3/1991 Rau 602/27
D339,671 S * 9/1993 Manning D24/192
5,501,659 A 3/1996 Morris et al.
5,713,837 A 2/1998 Grim et al.
5,853,380 A * 12/1998 Miller 602/27
6,024,712 A 2/2000 Iglesias et al.
6,083,184 A * 7/2000 Kenosh 602/27
6,155,997 A 12/2000 Castro
D440,661 S * 4/2001 Cionitti D24/192

(57) **CLAIM**
The ornamental design for an ankle brace, as shown and
described.

DESCRIPTION

FIG. 1 is a perspective view of an ankle brace;
FIG. 2 is a left side view thereof;
FIG. 3 is a right view thereof;
FIG. 4 is a front view thereof;
FIG. 5 is rear view thereof;
FIG. 6 is a top view thereof; and,
FIG. 7 is a bottom view thereof.
The broken lines illustrate portions of the ankle brace which
form no part of the claimed design.

1 Claim, 7 Drawing Sheets



OTHER PUBLICATIONS

Drafo DRG; Bracemasters International, LLC; www.bracemasters.com; Apr. 2010; 2 pages.
 Need value? quality? results? Think DRAFO; Bracemasters International, LLC; www.bracemasters.com; Sep. 2010; 3 pages.
 AS1 Ankle Brace—Active Ankle; www.activeankle.com; at least as early as Dec. 2012; 2 pages.
 EZ LACER Ankle Brace—Active Ankle; www.activeankle.com; at least as early as Dec. 2012; 2 pages.
 CF PRO Ankle Brace—Active Innovations; www.activeankle.com; at least as early as Dec. 2012; 2 pages.
 PRO MED Ankle Brace—Active Innovations; www.activeankle.com; at least as early as Dec. 2012; 2 pages.
 MULTI-PHASE Ankle Brace—Active Innovations; www.activeankle.com; at least as early as Dec. 2012; 2 pages.
 T1 Ankle Brace—Active Ankle; www.activeankle.com; at least as early as Dec. 2012; 2 pages.
 T2 Ankle Brace—Active Ankle; www.activeankle.com; at least as early as Dec. 2012; 2 pages.
 Volt Ankle Brace—Active Ankle; www.activeankle.com; at least as early as Dec. 2012; 2 pages.
 Johnson, R. et al.; Comparative Study of Ankle Support Devices; Journal of the American Podiatric Medical Association; vol. 84, No. 3; Mar. 1994; available at www.activeankle.com; 1 page.
 Parekh, S. et al.; Prophylactic Bracing Decreases Ankle Injuries in Collegiate Female Volleyball Players; University of North Carolina; University of Pennsylvania; at least as early as Dec. 2012; available at www.activeankle.com; 2 pages.
 Gehlsen, G. et al.; Ankle Joint Strength, Total Work, and ROM: Comparison Between Prophylactic Devices; Athletic Training JNATA; vol. 26, Spring 1991; available at www.activeankle.com; 4 pages.
 Gehlsen, G. et al.; Subtalar Joint Movement During Running on Camber: Comparison Between Prophylactic Devices; Ball State University; at least as early as Dec. 2012; available at www.activeankle.com; 1 page.

Siegler, S. et al.; Heel Pain Control Characteristics of the Active Ankle Brace; Drexel University; at least as early as Dec. 2012; available at www.activeankle.com; 1 page.
 Siegler, S. et al.; The Three Dimensional Passive Support Characteristics of Ankle Braces; presented at the 1996 American College of Foot and Ankle Surgeons Meeting and Scientific Seminar; available at www.activeankle.com; 2 pages.
 POWER LACER Ankle Brace—Active Ankle; www.activeankle.com; at least as early as Dec. 2012; 2 pages.
 The DRAFO DRG—Dynamic Response Gauntlet—Practitioner’s Guide; Bracemasters International, LLC; www.bracemasters.com; published after Oct. 28, 2011; 2 pages.
 Ossur Form Fit® Ankle Brace; http://www.ossur.com/?PageID=13539; at least as early as Dec. 2012; 2 pages.
 DRAFO Caregiver Guide; Bracemasters International, LLC; www.bracemasters.com; Apr. 2011; 2 pages.
 DRAFO Selection Guide; Bracemasters International, LLC; www.bracemasters.com; Apr. 2011; 2 pages.
 DRAFO Clinical Education Workshop; Bracemasters International, LLC; www.bracemasters.com; Apr. 2011; 2 pages.
 DRAFO Introduction; Bracemasters International, LLC; www.bracemasters.com; Apr. 2011; 2 pages.
 DRAFO Practitioner Toolbox; Bracemasters International, LLC; www.bracemasters.com; Apr. 2011; 2 pages.
 DRAFO Sport—The Ultimate Solution for Athletic Ankle Bracing; Bracemasters International, LLC; www.bracemasters.com; May 2011; 2 pages.
 DRAFO Sport advertisement; Bracemasters International, LLC; www.bracemasters.com; May 2011; 1 page.
 The DRAFO Difference; Bracemasters International, LLC; www.bracemasters.com; Sep. 2011; 2 pages.
 EXECL Ankle Brace—Active Ankle; www.activeankle.com; at least as early as Dec. 2012; 2 pages.

* cited by examiner

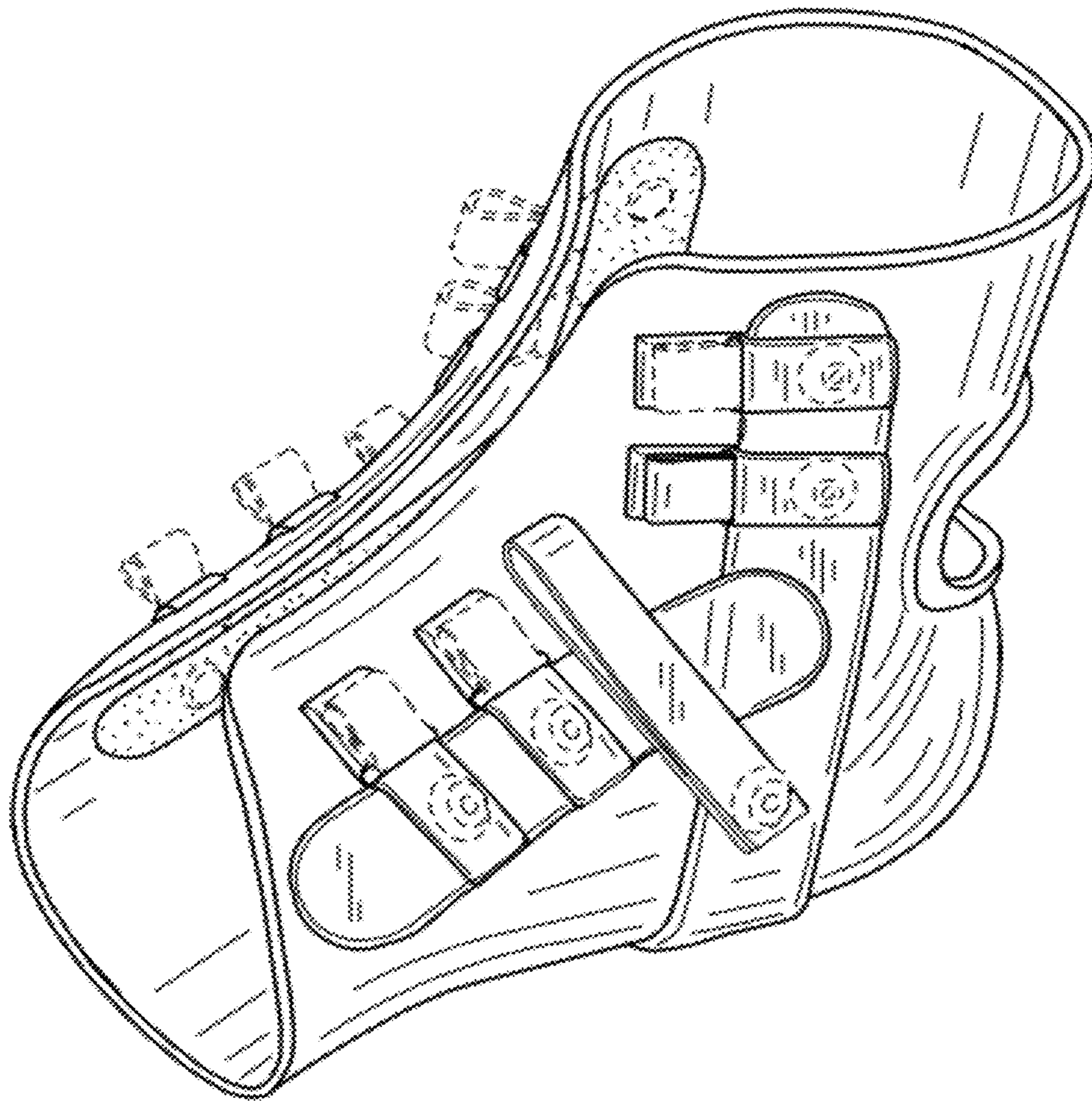


FIG. 1




FIG. 2

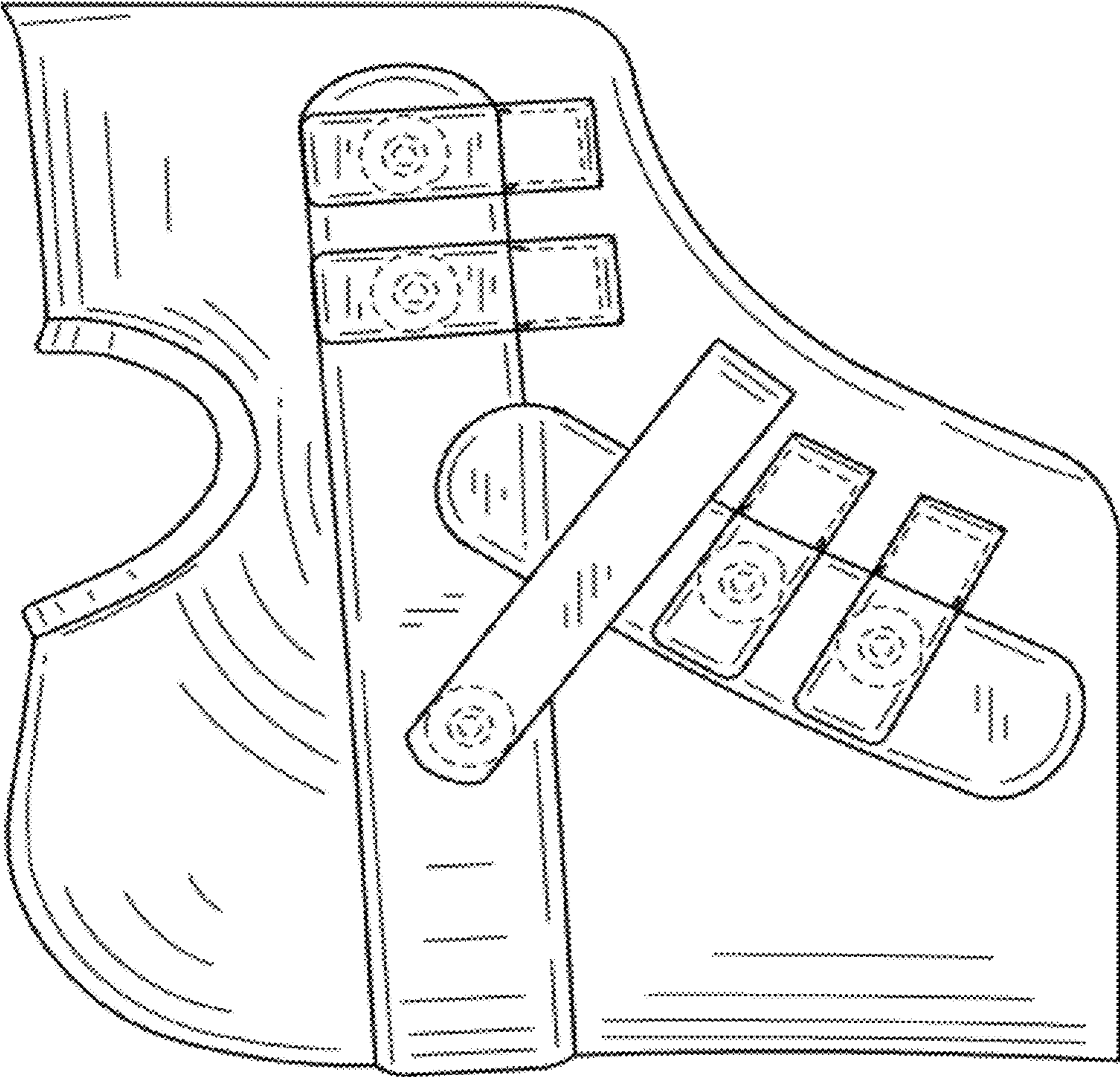


FIG. 3

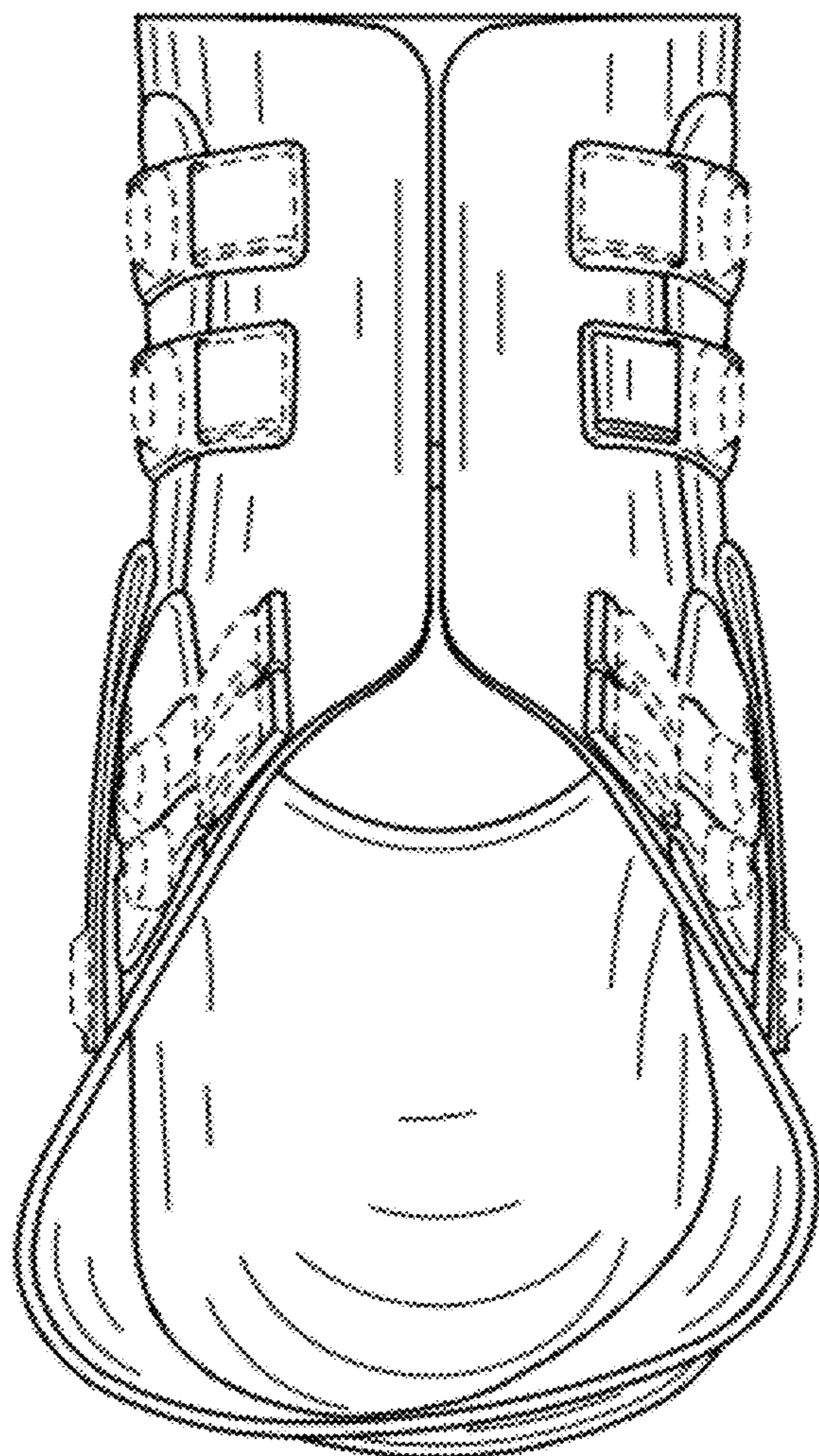


FIG. 4

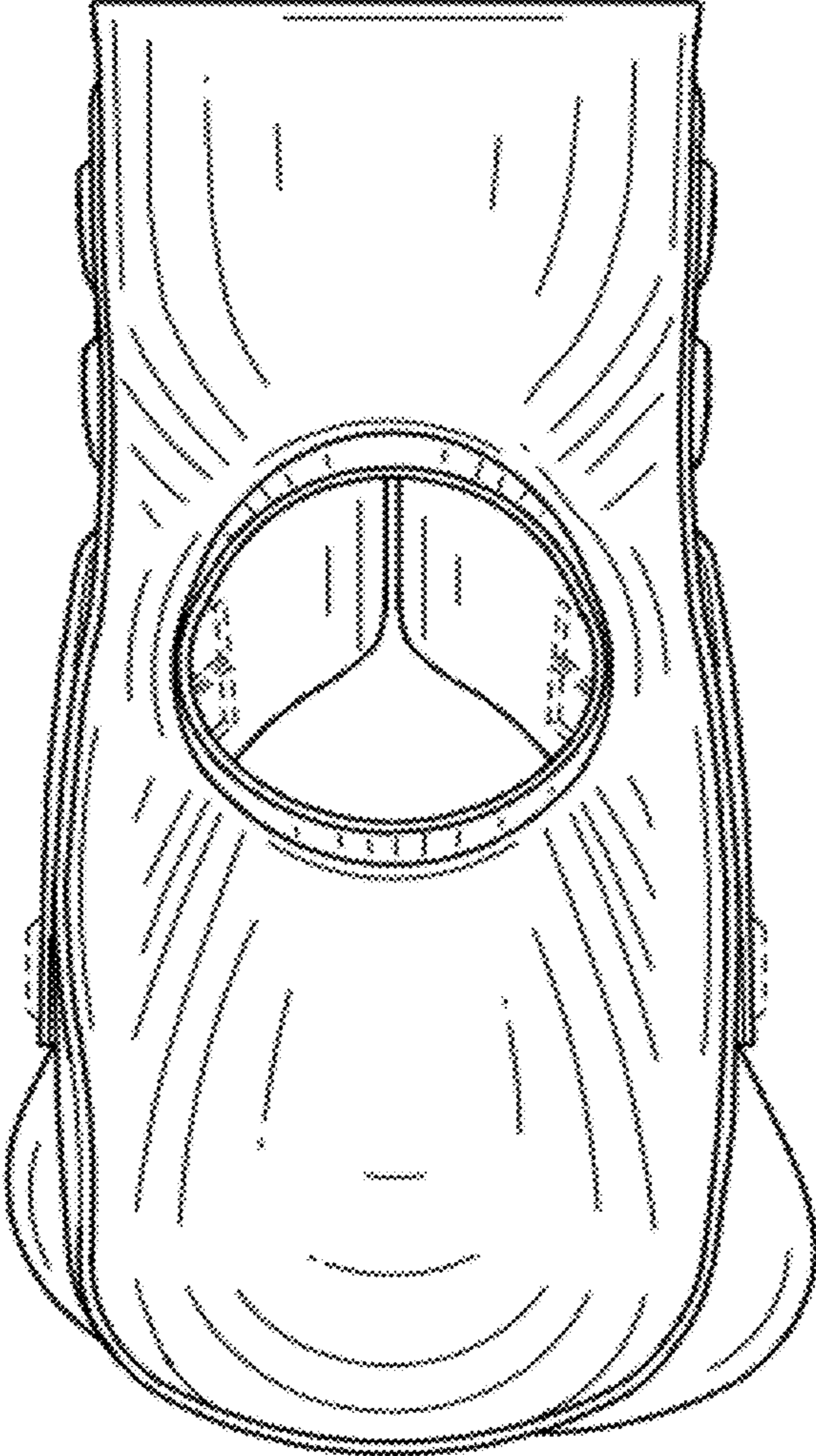


FIG. 5

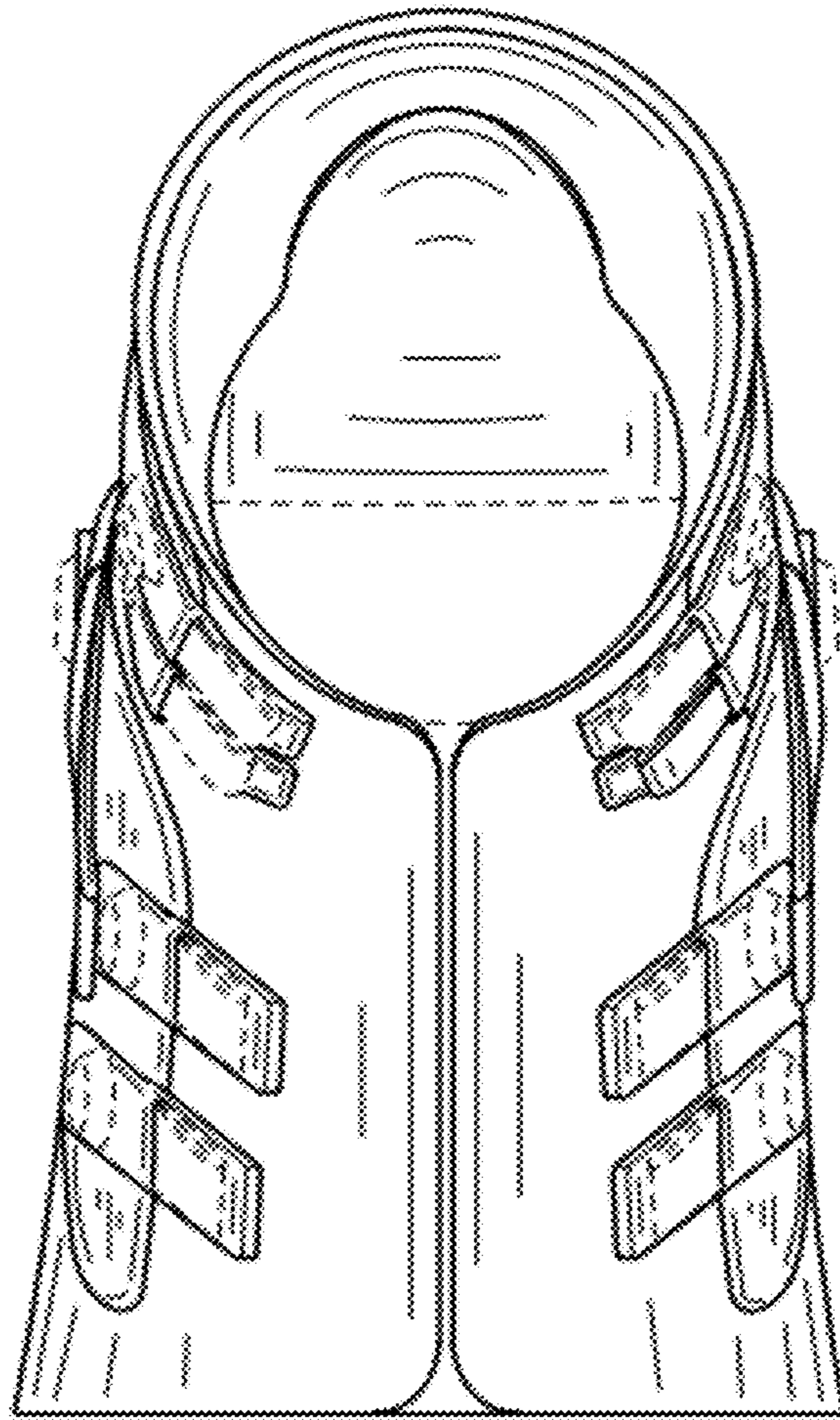


FIG. 6

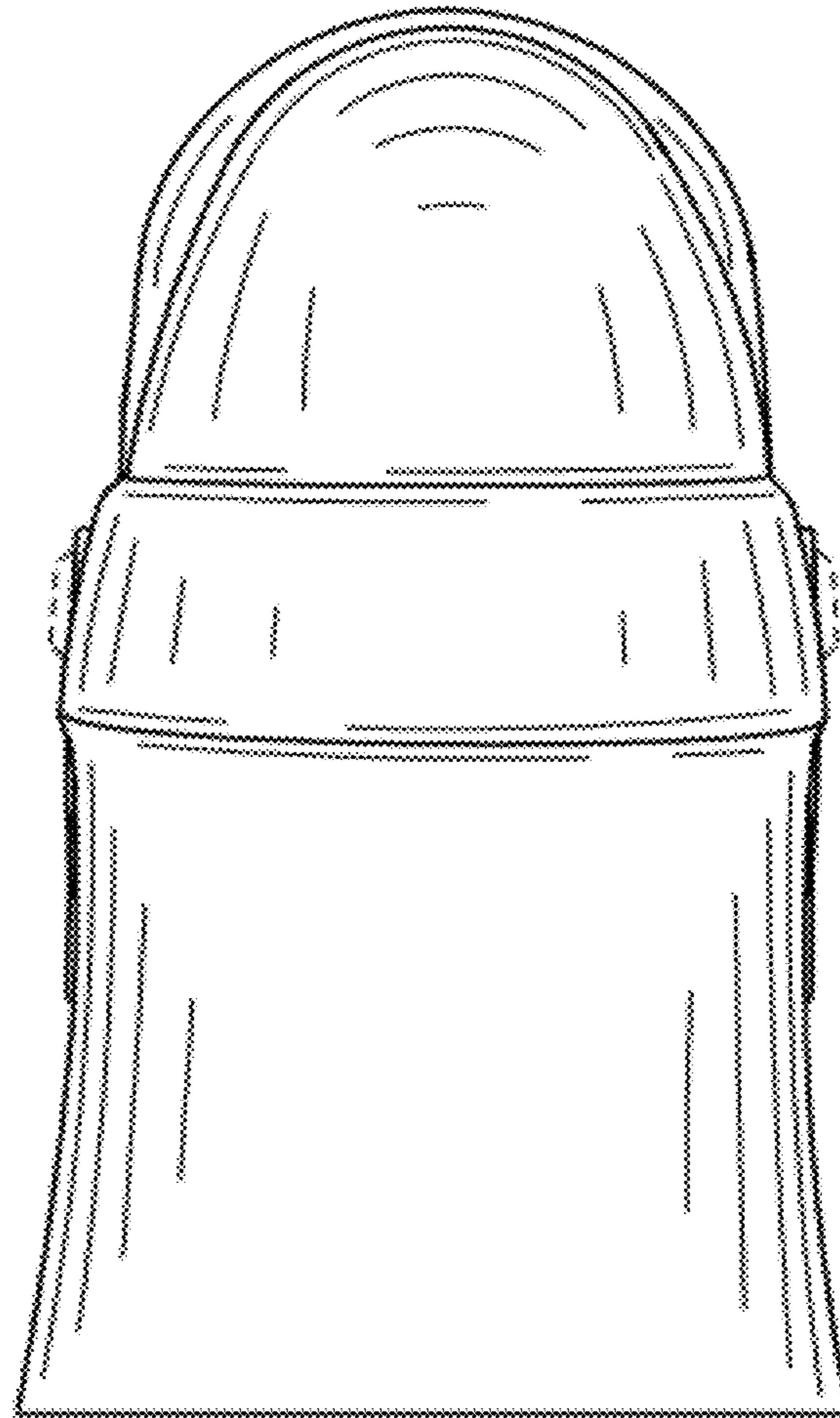


FIG. 7