



US00D682431S

(12) **United States Design Patent**  
**Westerlund**

(10) **Patent No.:** **US D682,431 S**

(45) **Date of Patent:** **\*\* May 14, 2013**

(54) **DENTAL BITE BLOCK**

(76) Inventor: **Jan Westerlund**, Trollhattan (SE)

(\*\*) Term: **14 Years**

(21) Appl. No.: **29/411,132**

(22) Filed: **Jan. 17, 2012**

(51) **LOC (9) Cl.** ..... **24-01**

(52) **U.S. Cl.**  
USPC ..... **D24/181**

(58) **Field of Classification Search** ..... D24/152,  
D24/176, 180-182; D29/108; 433/6, 9,  
433/41-42, 44-45, 48, 93-94, 31, 136, 139-140;  
128/859, 861-862; 600/237-238  
See application file for complete search history.

(56) **References Cited**

U.S. PATENT DOCUMENTS

4,449,927	A *	5/1984	Taylor et al.	433/45
4,470,409	A *	9/1984	Prusmack	128/862
5,769,635	A *	6/1998	Eldreth	433/93
6,241,521	B1 *	6/2001	Garrison	433/140
6,244,866	B1 *	6/2001	Campbell	433/140
6,652,276	B2 *	11/2003	Fischer et al.	433/140
6,902,398	B1 *	6/2005	Segal	433/45
D639,959	S *	6/2011	Westerlund	D24/181
8,146,601	B2 *	4/2012	James, Jr.	128/861
8,182,264	B2 *	5/2012	Dragan et al.	433/93

2006/0110705 A1\* 5/2006 Jensen et al. .... 433/140

\* cited by examiner

*Primary Examiner* — Wan Laymon

(74) *Attorney, Agent, or Firm* — Skinner and Associates

(57) **CLAIM**

The ornamental design for a dental bite block, as shown and described.

**DESCRIPTION**

FIG. 1 is a perspective view of a dental bite block showing an embodiment of the design of this invention.

FIG. 2 is a top view thereof, the bottom view being symmetrical.

FIG. 3 is a front view thereof. The broken lines shown in this Figure are for illustrative purposes only and form no part of the claimed design.

FIG. 4 is a back view thereof. The broken lines shown in this Figure are for illustrative purposes only and form no part of the claimed design.

FIG. 5 is a left side view thereof. The broken lines shown in this Figure are for illustrative purposes only and form no part of the claimed design.

FIG. 6 is a right side view thereof; and,

FIG. 7 is another perspective view thereof, showing the dental bite block in use. The broken lines shown in this Figure are for illustrative purposes only and form no part of the claimed design.

**1 Claim, 3 Drawing Sheets**




FIG. 1

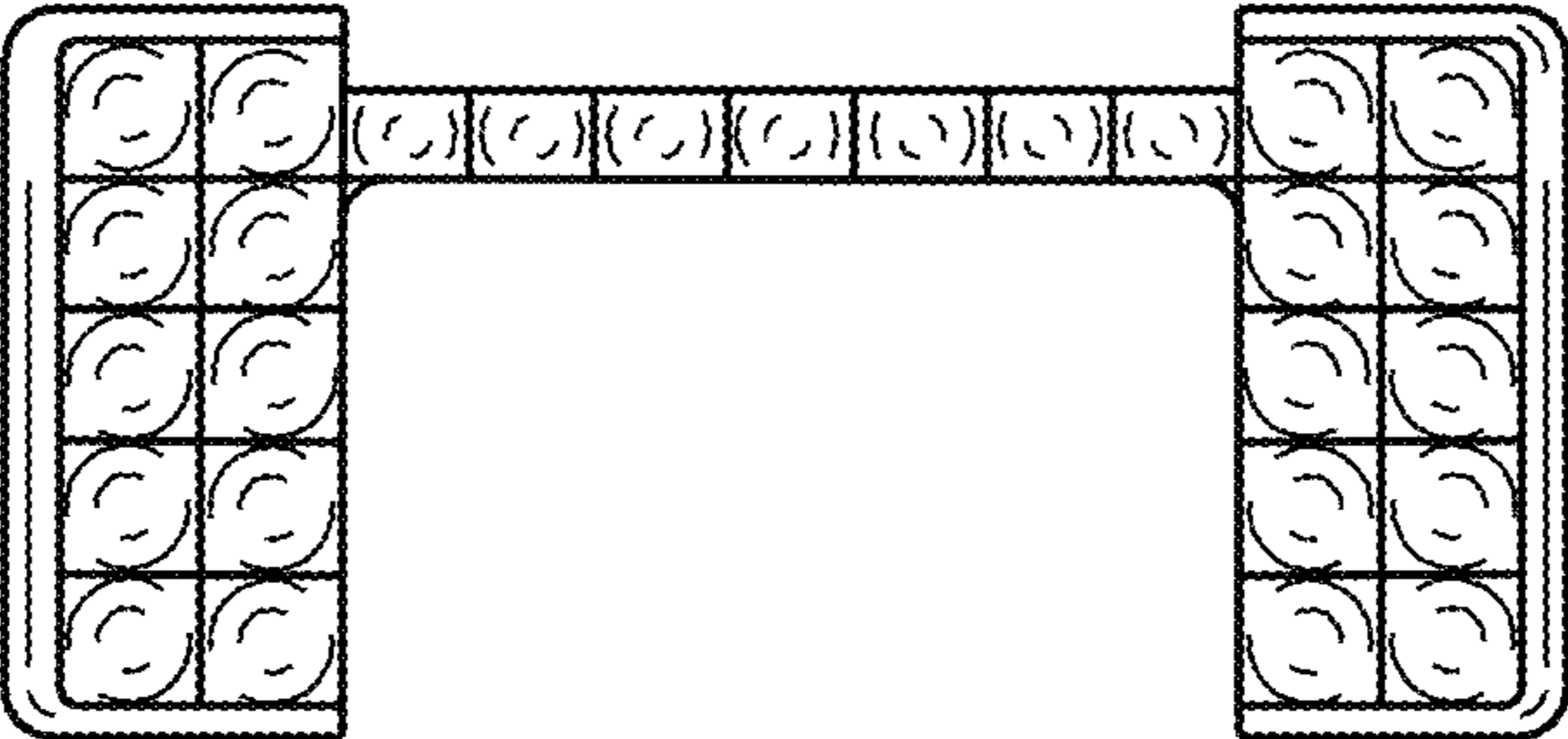
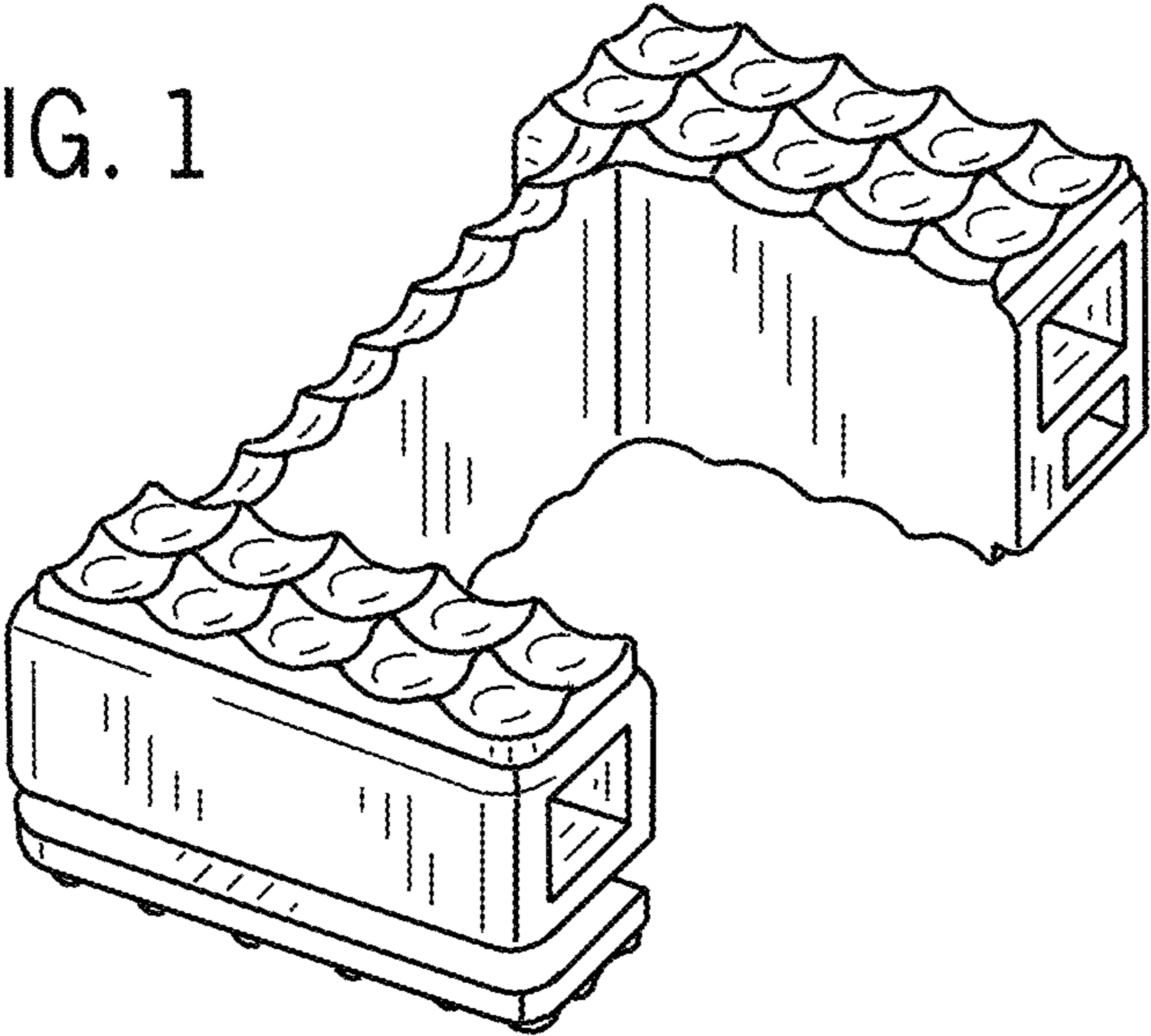


FIG. 2

FIG. 3

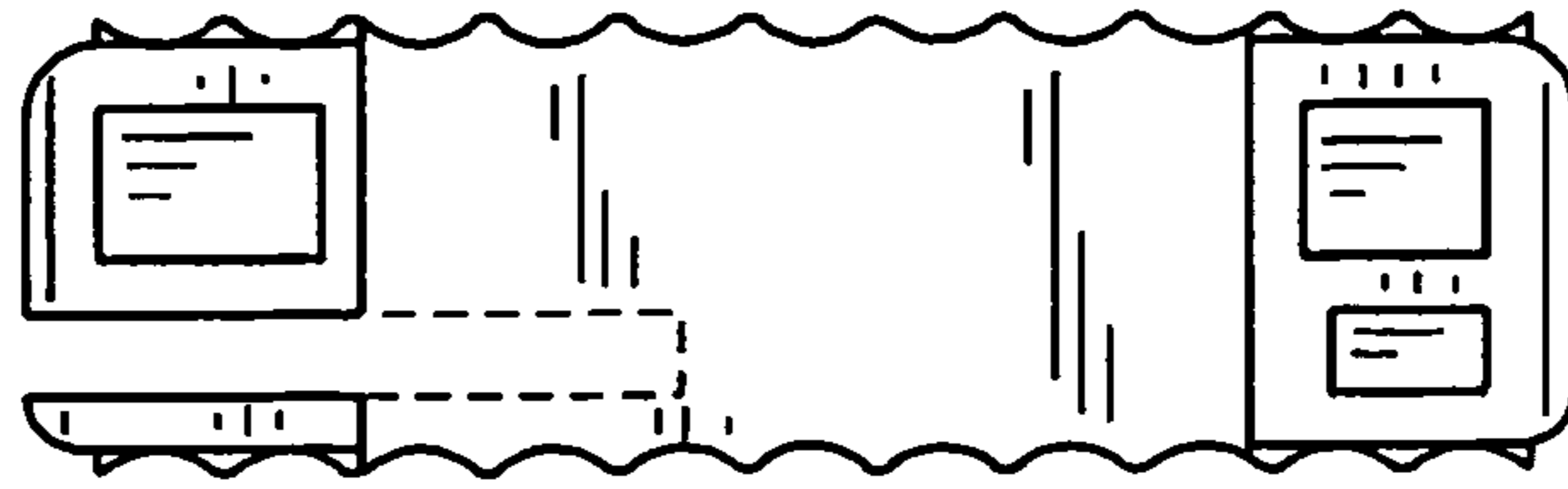


FIG. 4

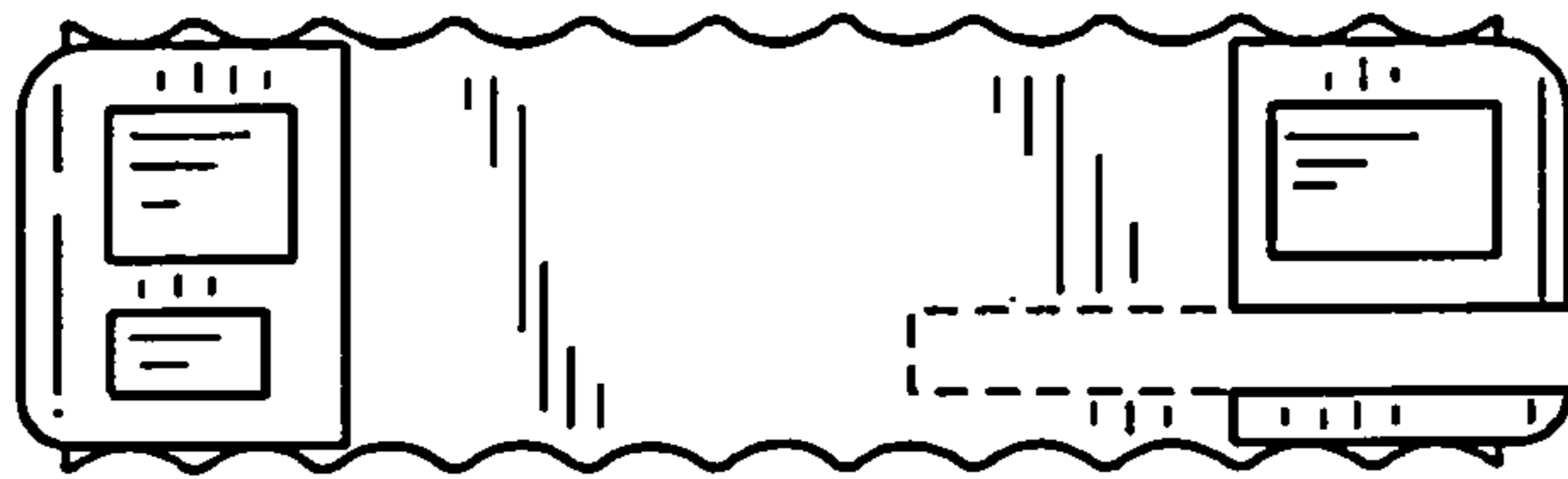


FIG. 5





FIG. 6



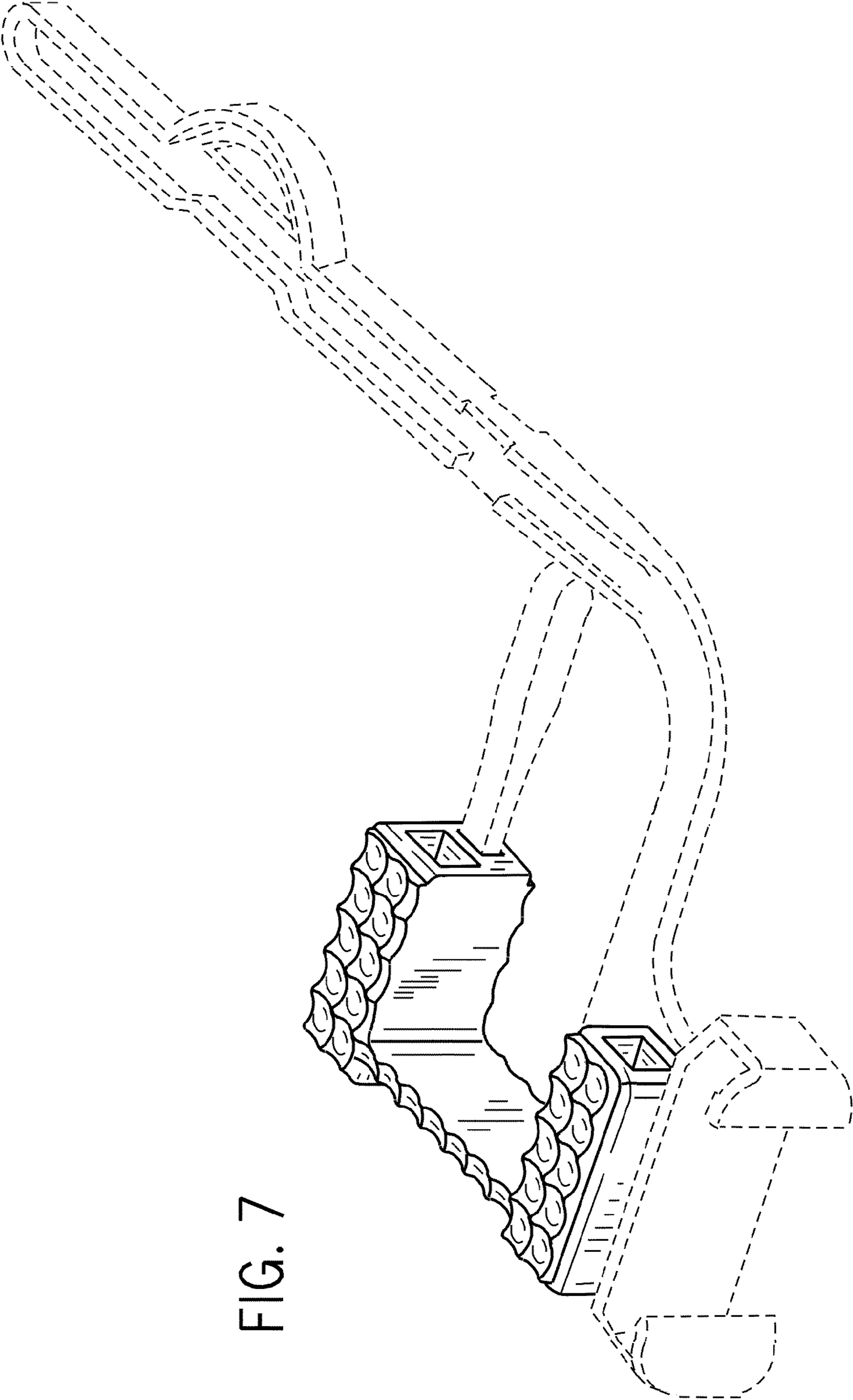


FIG. 7