



US00D682421S

(12) **United States Design Patent**
Schumpert-Troxell

(10) **Patent No.:** **US D682,421 S**

(45) **Date of Patent:** **** May 14, 2013**

(54) **PEELABLE MENSTRUAL PAD**

(76) Inventor: **Angela Schumpert-Troxell**, Moore, SC
(US)

(**) Term: **14 Years**

(21) Appl. No.: **29/422,963**

(22) Filed: **May 25, 2012**

(51) **LOC (9) Cl.** **24-04**

(52) **U.S. Cl.**
USPC **D24/125**

(58) **Field of Classification Search** D24/124-126;
604/385.07, 358, 363, 364, 368-375, 385.01,
604/385.03, 385.14, 385.23, 387, 390; D5/37-43,
D5/53, 56, 57, 58, 60-62, 25, 47
See application file for complete search history.

(56) **References Cited**

U.S. PATENT DOCUMENTS

3,570,491	A *	3/1971	Sneider	604/366
D506,254	S *	6/2005	Carlucci et al.	D24/124
D571,003	S *	6/2008	Knuth et al.	D24/124
D572,910	S *	7/2008	Schreiner	D5/99
D592,743	S *	5/2009	Moennig	D24/124
D639,935	S *	6/2011	Margol	D24/125
2007/0282287	A1 *	12/2007	Noda et al.	604/385.16
2008/0147028	A1 *	6/2008	Luna et al.	604/359
2009/0062761	A1 *	3/2009	Goerg-Wood et al.	...	604/385.01

* cited by examiner

Primary Examiner — T. Chase Nelson

Assistant Examiner — Michelle E Wilson

(74) *Attorney, Agent, or Firm* — Smith Moore Leatherwood
LLP

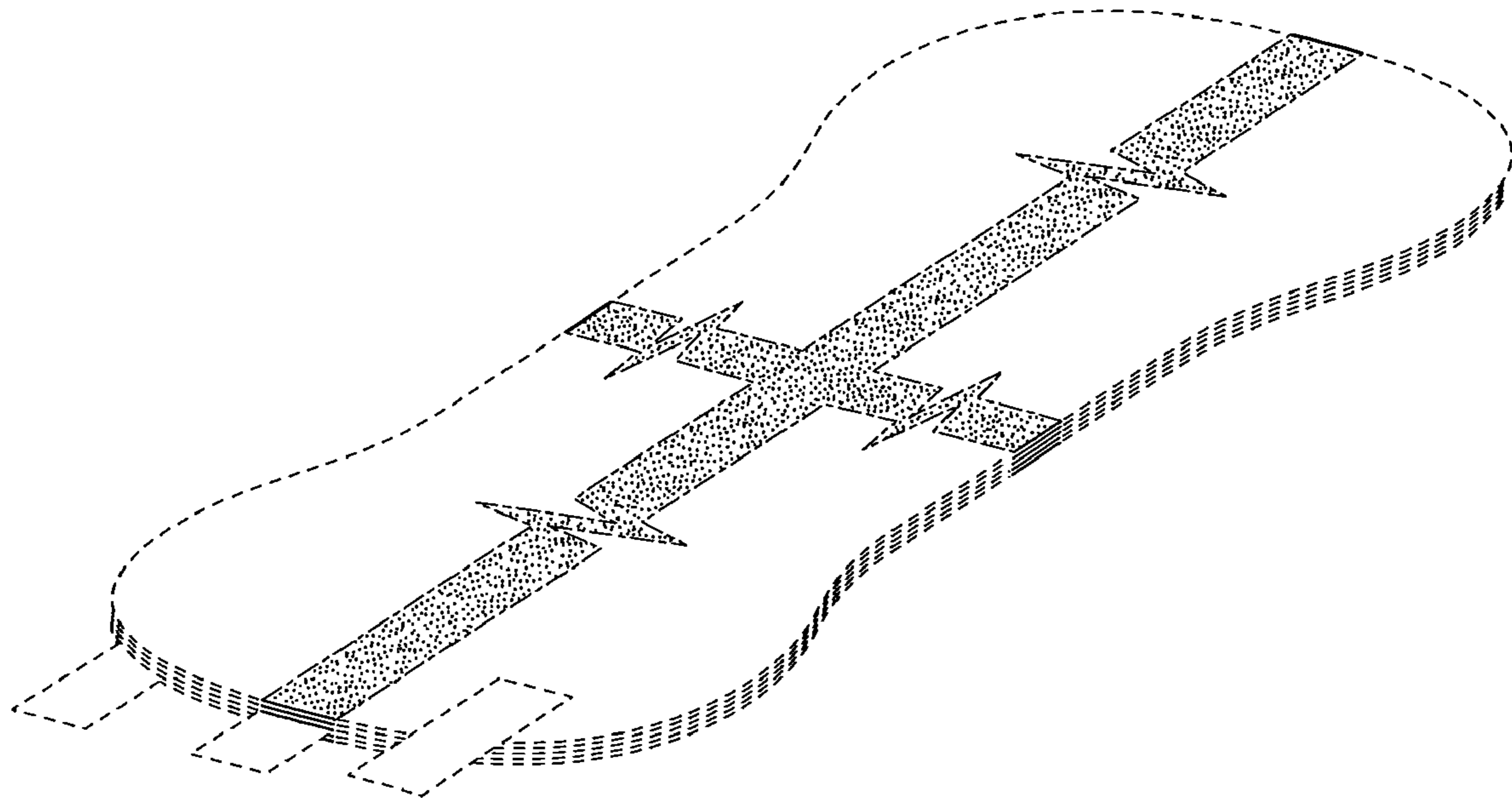
(57) **CLAIM**

The ornamental design for a peelable menstrual pad, as shown and described.

DESCRIPTION

FIG. 1 is a perspective view of my new peelable menstrual pad;
 FIG. 2 is a top plan view of my new peelable menstrual pad;
 FIG. 3 is bottom plan view of my new peelable menstrual pad;
 FIG. 4 is a left end elevational view of my new peelable menstrual pad;
 FIG. 5 is a right end elevational view of my new peelable menstrual pad;
 FIG. 6 is a front elevational view of my new peelable menstrual pad;
 FIG. 7 is a rear elevational view of my new peelable menstrual pad; and,
 FIG. 8 is a partially exploded perspective view of my new peelable menstrual pad.
 The broken lines shown in the figures are for illustrative purposes only and form no part of the claimed design.
 The stippling shown in the figures represents surface textures.

1 Claim, 5 Drawing Sheets



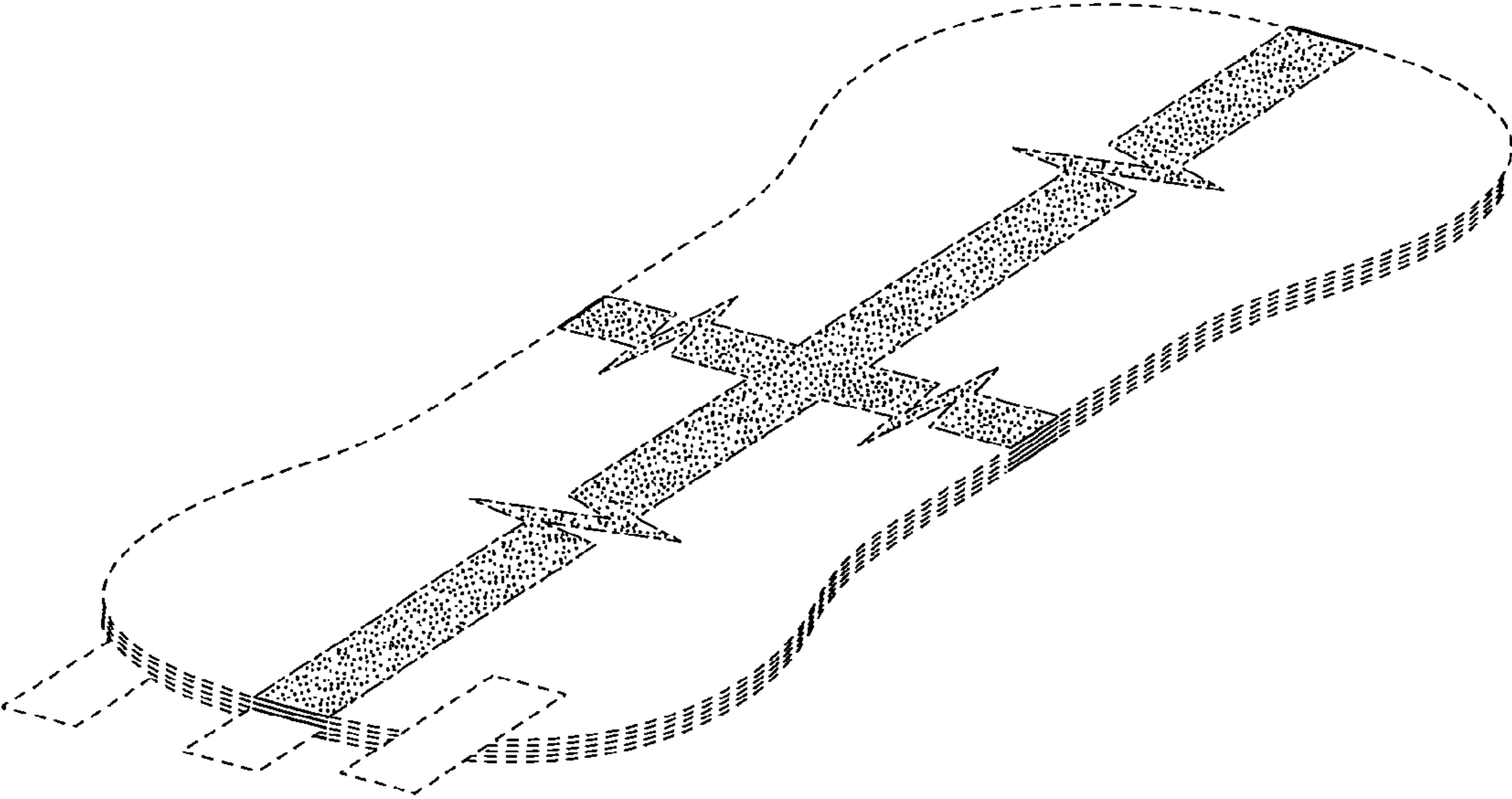


FIG. 1

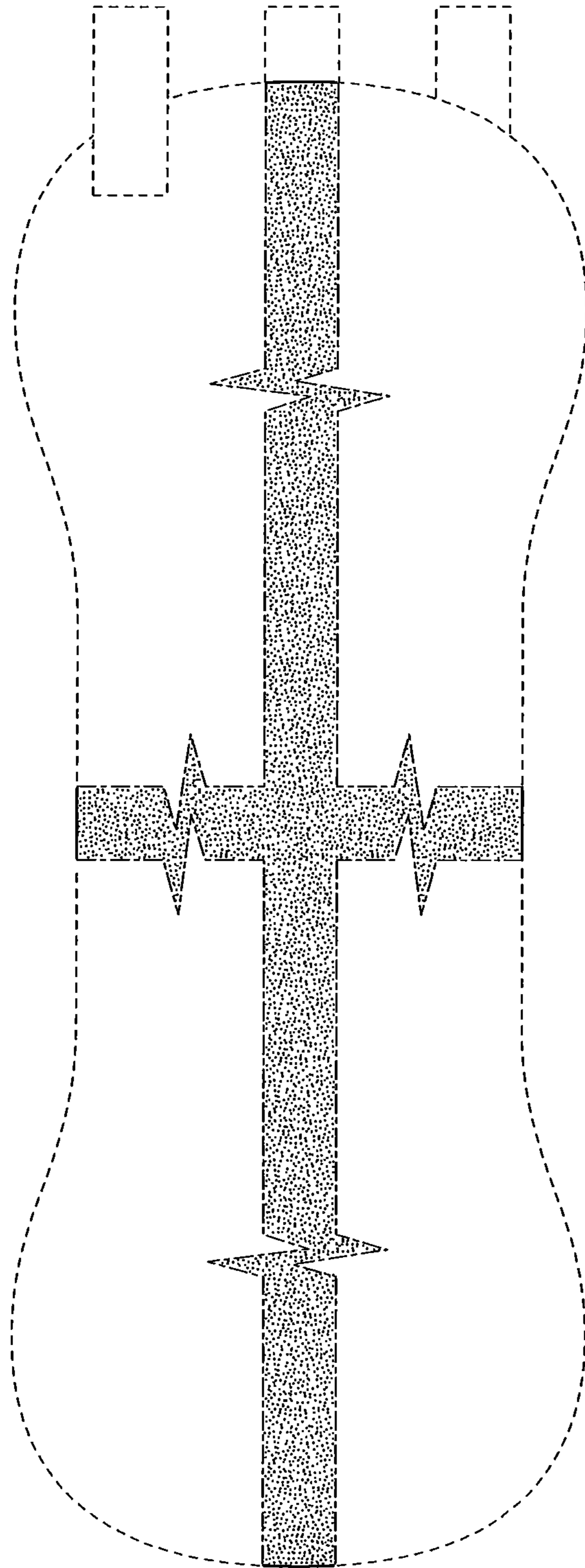


FIG. 2

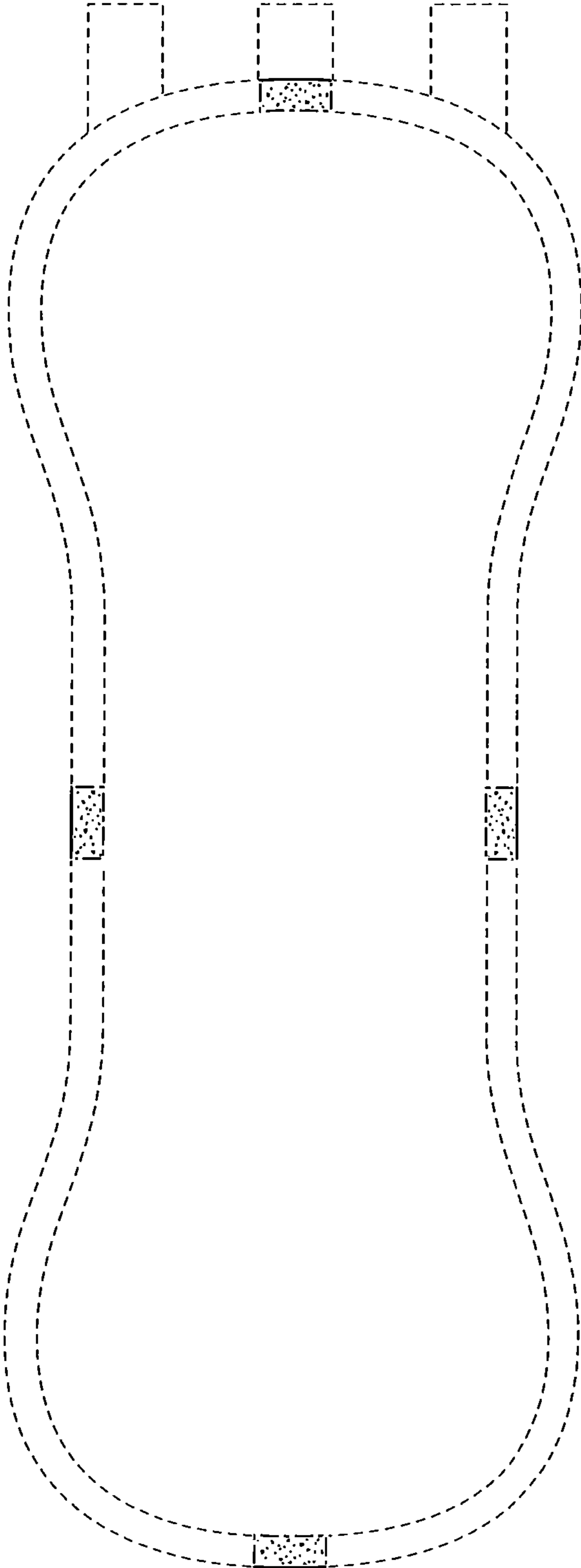


FIG. 3



FIG. 4



FIG. 5



FIG. 6



FIG. 7

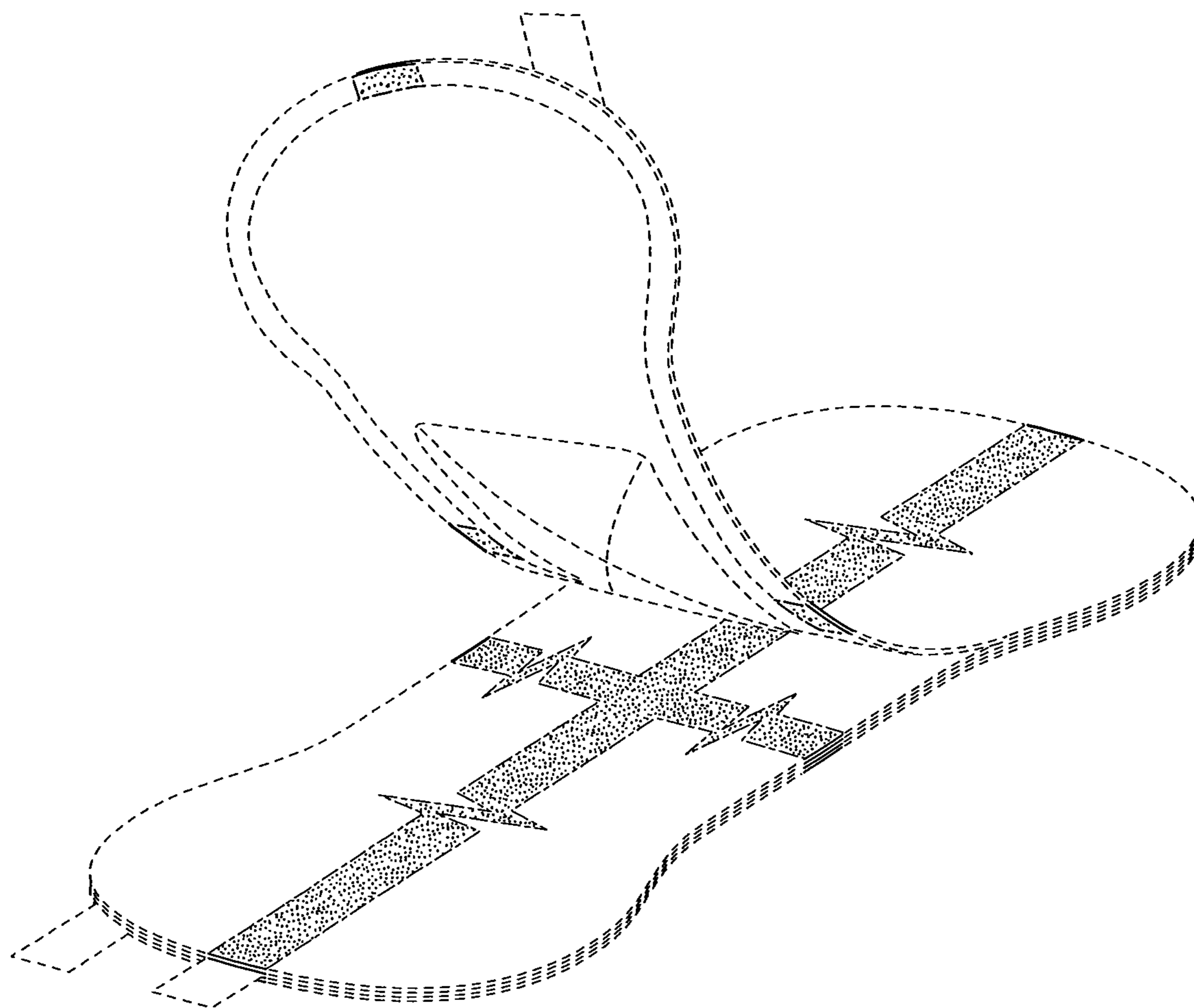


FIG. 8