

US00D682388S

(12) **United States Design Patent**
King et al.

(10) **Patent No.:** **US D682,388 S**

(45) **Date of Patent:** **** May 14, 2013**

(54) **DISPENSER**

(71) Applicants: **Joseph A. King**, Wayzata, MN (US);
Jeffrey D. Johnson, Edina, MN (US);
Randy Roseth, Chanhassen, MN (US);
Terry Goeman, Minnetonka, MN (US);
Paul Freeberg, South St. Paul, MN (US)

(72) Inventors: **Joseph A. King**, Wayzata, MN (US);
Jeffrey D. Johnson, Edina, MN (US);
Randy Roseth, Chanhassen, MN (US);
Terry Goeman, Minnetonka, MN (US);
Paul Freeberg, South St. Paul, MN (US)

(73) Assignee: **King Technology, Inc.**, Hopkins, MN (US)

(**) Term: **14 Years**

(21) Appl. No.: **29/421,900**

(22) Filed: **Oct. 15, 2012**

(51) **LOC (9) Cl.** **23-01**

(52) **U.S. Cl.**
USPC **D23/208**

(58) **Field of Classification Search** D23/207-210;
422/264, 265; 210/749, 416.2, 167.13; 137/268
See application file for complete search history.

(56) **References Cited**

U.S. PATENT DOCUMENTS

D354,544	S *	1/1995	Erwes	D23/207
D412,198	S *	7/1999	Bonelli	D23/208
6,245,230	B1 *	6/2001	Ricci	210/232
7,014,780	B2 *	3/2006	King et al.	210/749
D535,352	S *	1/2007	Verdon	D23/207
D578,179	S *	10/2008	Verdon	D23/207
7,510,651	B1 *	3/2009	Auger et al.	210/167.11

* cited by examiner

Primary Examiner — Robin V Webster

(74) *Attorney, Agent, or Firm* — Jacobson & Johnson LLC

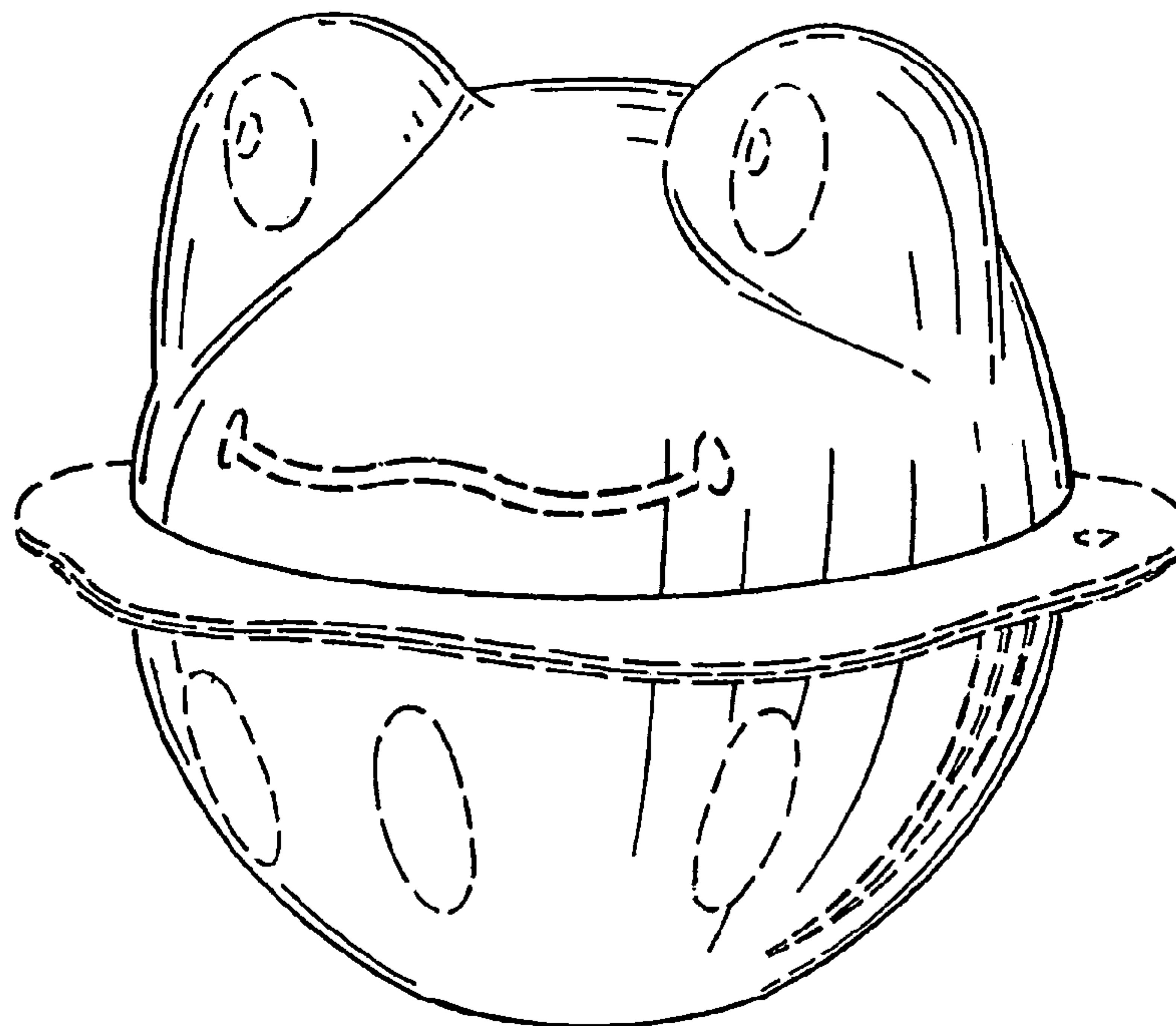
(57) **CLAIM**

The ornamental design for a dispenser, as shown and described.

DESCRIPTION

FIG. 1 is perspective of the floating dispenser;
FIG. 2 is a top view of the floating dispenser;
FIG. 3 is a bottom view of the floating dispenser;
FIG. 4 is a front view of the floating dispenser;
FIG. 5 is a left side view of the floating dispenser;
FIG. 6 is a back side view of the floating dispenser; and,
FIG. 7 is a right side view of the floating dispenser.
The broken line showing is included for the purpose of illustrating and forms no part of the claimed design.

1 Claim, 4 Drawing Sheets



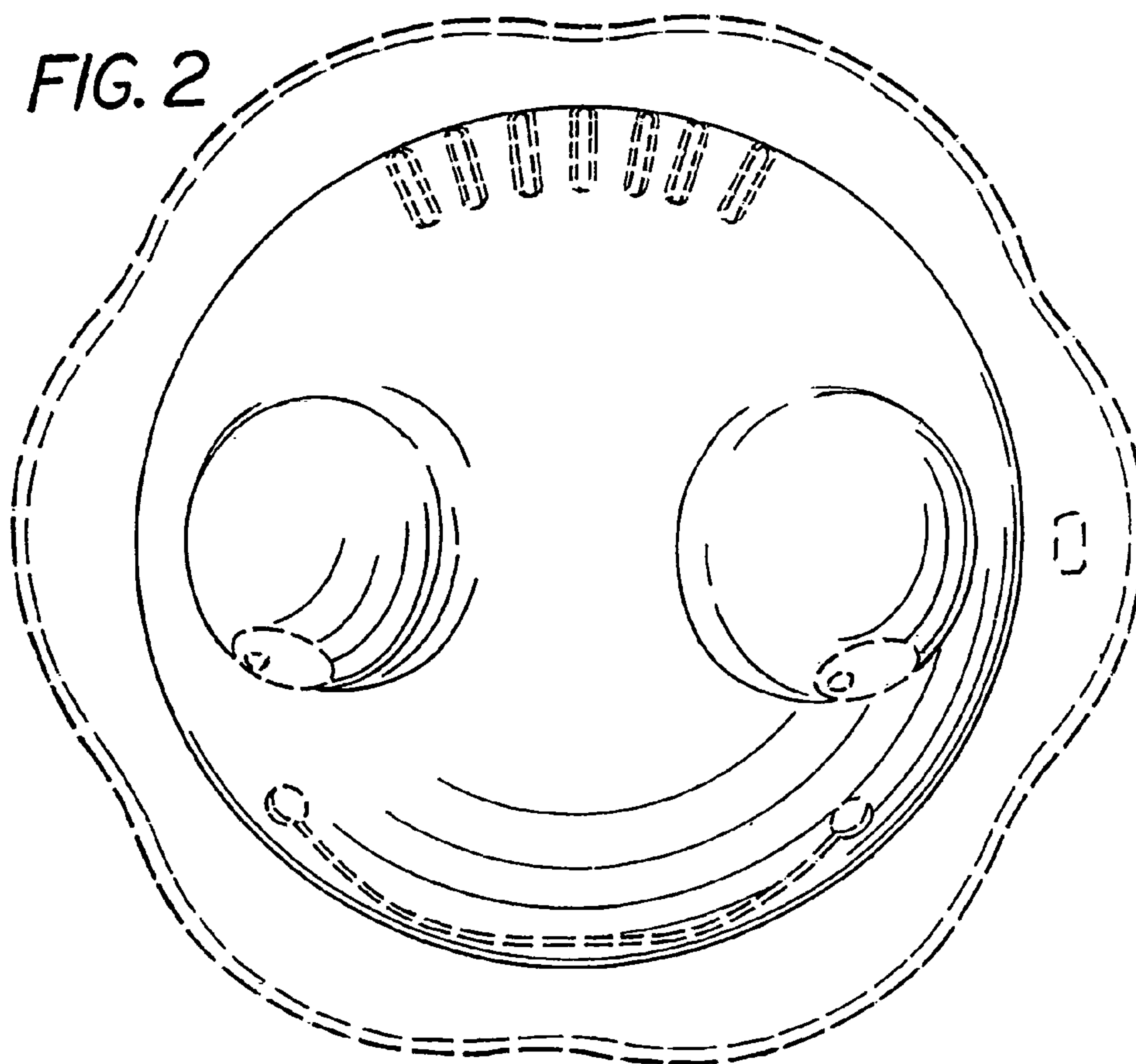
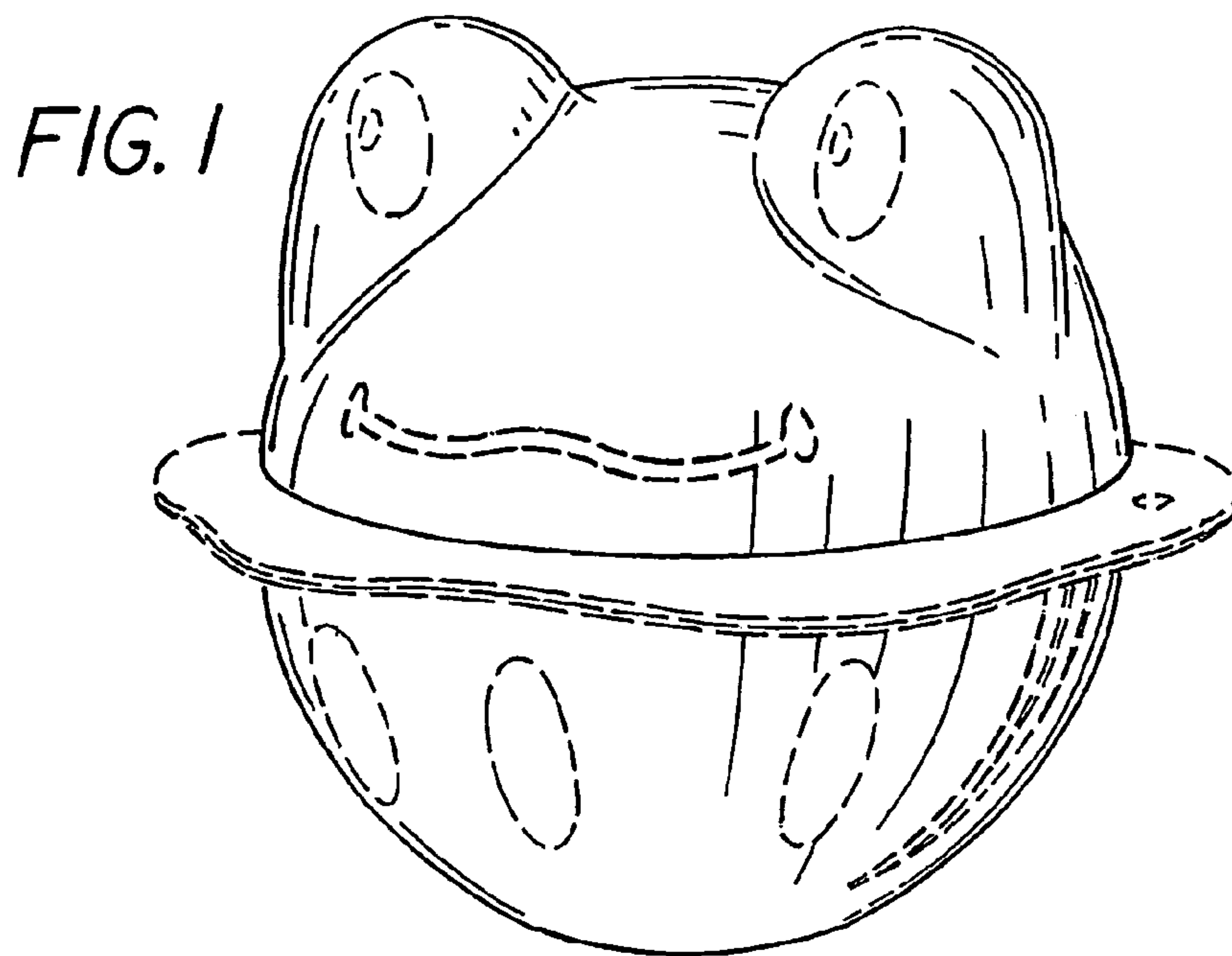


FIG. 3

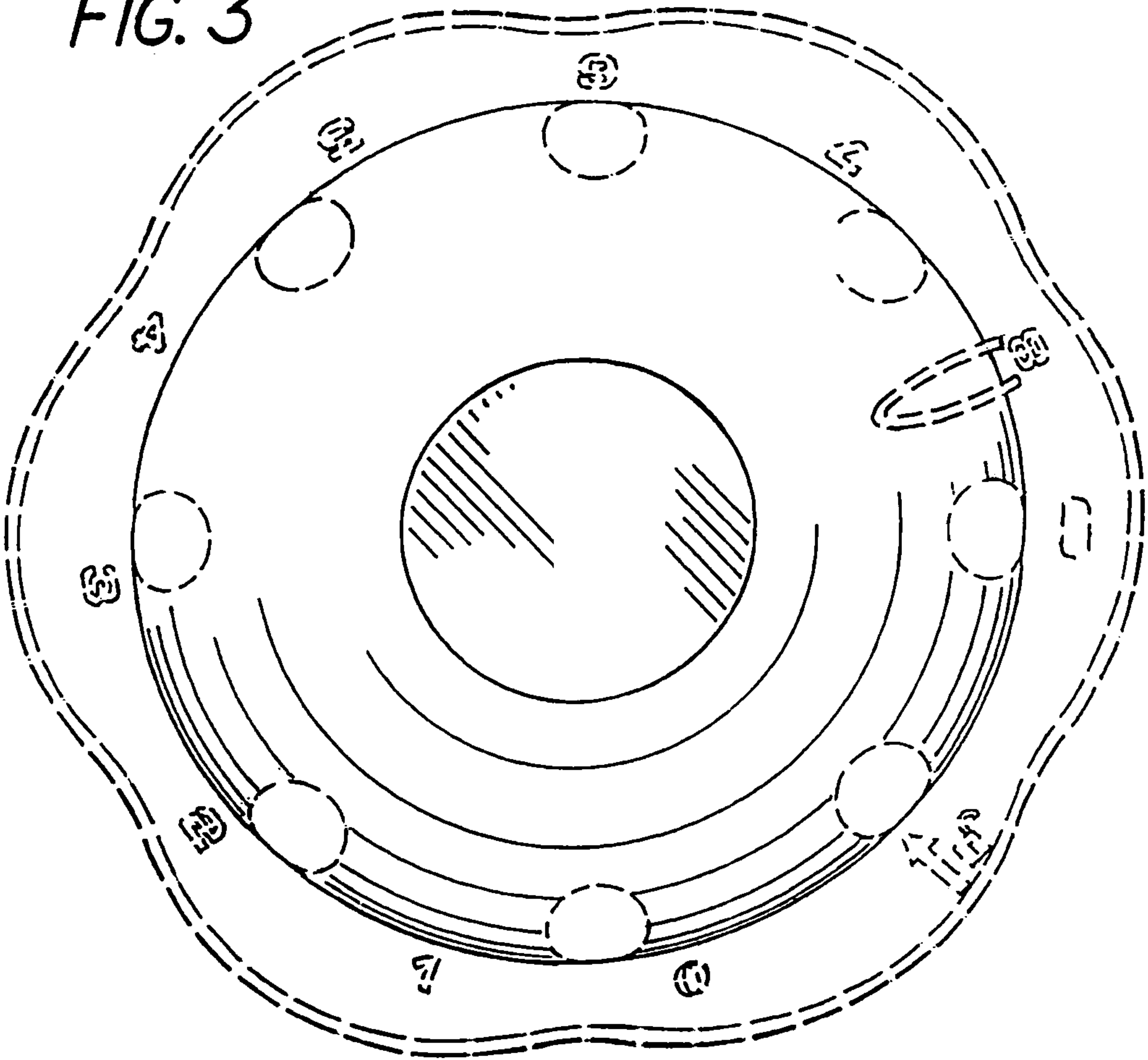


FIG. 4

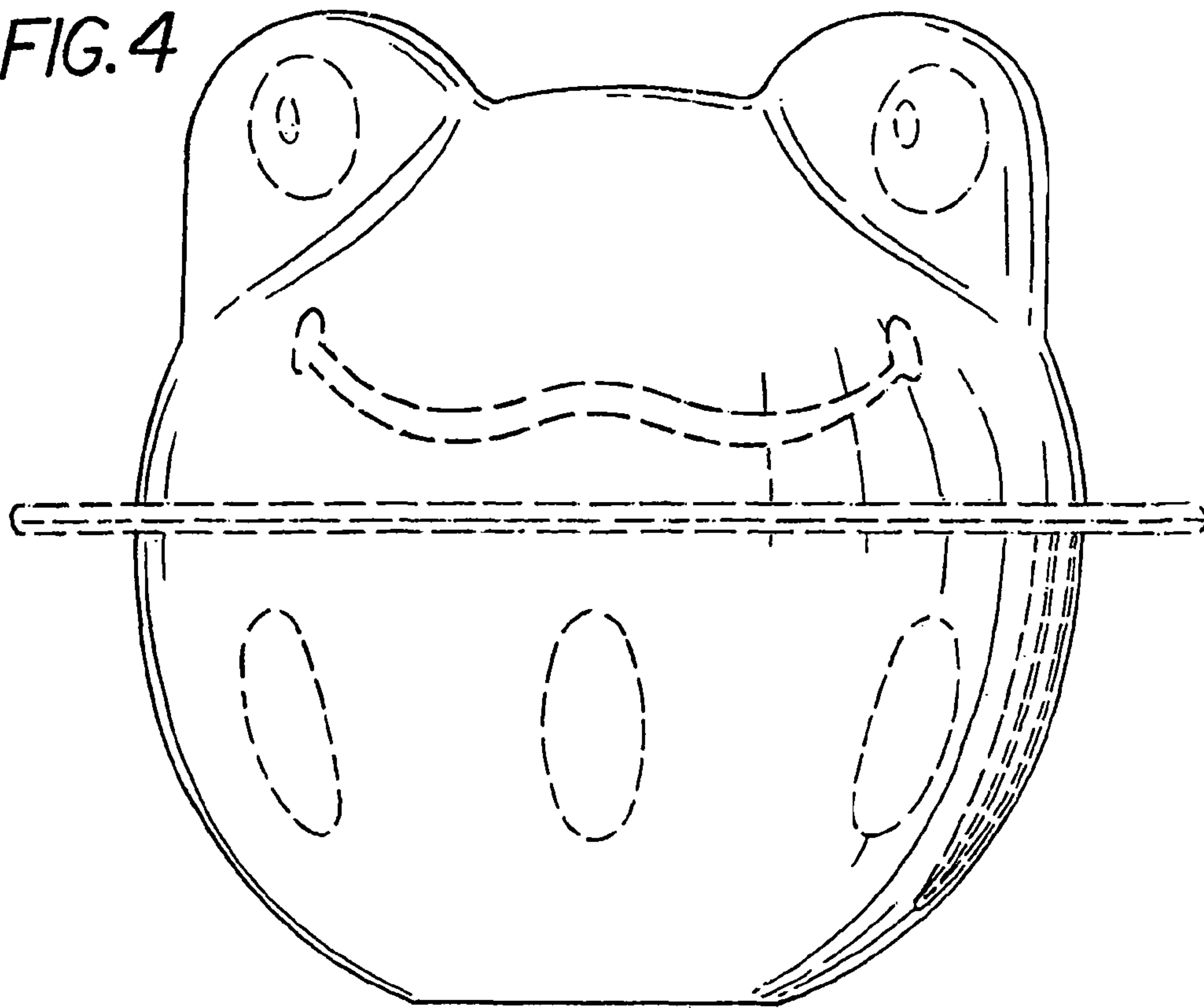


FIG. 5

