



US00D682383S

(12) **United States Design Patent**  
**Underwood**

(10) **Patent No.:** **US D682,383 S**

(45) **Date of Patent:** **\*\* May 14, 2013**

(54) **SELECTOR INDICATOR FOR FIREARM RECEIVER**

(76) Inventor: **Joshua A. Underwood**, Salem, OR (US)

(\*\*) Term: **14 Years**

(21) Appl. No.: **29/397,680**

(22) Filed: **Jul. 19, 2011**

(51) **LOC (9) Cl.** ..... **22-01**

(52) **U.S. Cl.**  
USPC ..... **D22/108**

(58) **Field of Classification Search** ..... D22/103,  
D22/104, 108, 199; D21/572-575; 42/51,  
42/71.01, 75.01, 75.02, 90, 94, 134, 136,  
42/139, 125, 72, 111; 89/40.06, 41.19, 37.04,  
89/33.04, 191.01, 200-204; 124/67, 66,  
124/72, 74; D14/490-492; D20/10-21,  
D20/23, 29

See application file for complete search history.

(56) **References Cited**

U.S. PATENT DOCUMENTS

D525,632	S *	7/2006	Jost et al.	.....	D14/490
D536,340	S *	2/2007	Jost et al.	.....	D14/485
7,428,795	B2 *	9/2008	Herring	.....	42/75.01
D600,771	S *	9/2009	Fitzpatrick et al.	.....	D22/108
D603,012	S *	10/2009	Fitzpatrick et al.	.....	D22/108
D636,832	S *	4/2011	Mayberry et al.	.....	D22/108
7,966,761	B1 *	6/2011	Kuczynko et al.	.....	42/73

D650,788	S *	12/2011	Marks et al.	.....	D14/487
D650,796	S *	12/2011	Rincover et al.	.....	D14/492
8,141,287	B2 *	3/2012	Dubois	.....	42/75.02
2011/0283584	A1 *	11/2011	Walters	.....	42/73
2011/0283585	A1 *	11/2011	Cabahug et al.	.....	42/73
2011/0314717	A1 *	12/2011	Barrett	.....	42/75.03

OTHER PUBLICATIONS

<http://m4carbine.net/showthread.php?p=998128>[Sep. 20, 2012 9:40:26 AM].\*

\* cited by examiner

*Primary Examiner* — Michael A Pratt

(74) *Attorney, Agent, or Firm* — Stolowitz Ford Cowger LLP

(57) **CLAIM**

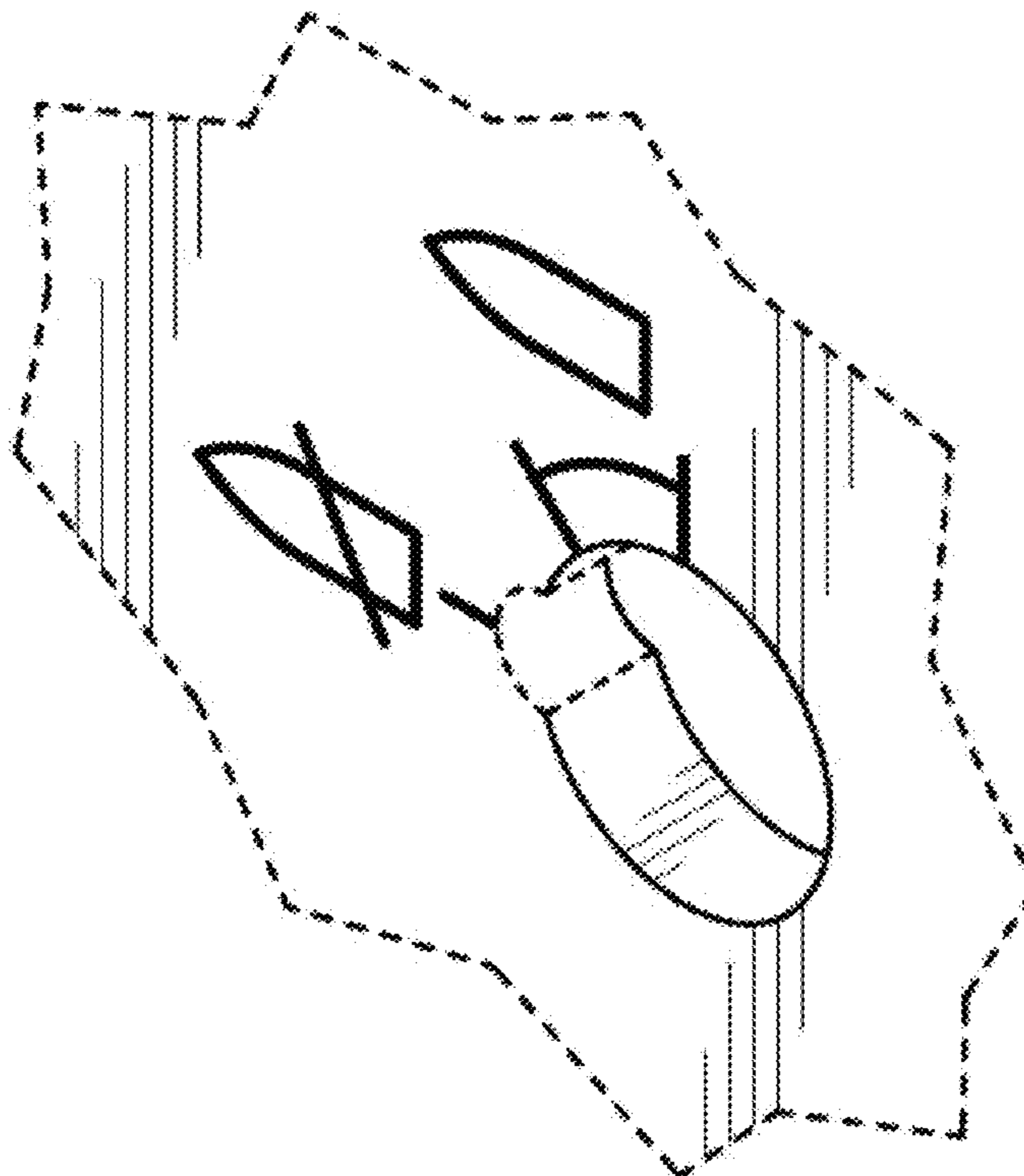
An ornamental design for the selector indicator for firearm receiver, as shown and described.

**DESCRIPTION**

FIG. 1 is a perspective view of an embodiment of my selector indicator on a surface of a firearm receiver; and, FIG. 2 is an orthogonal view of the selector indicator shown in FIG. 1.

The broken line showing is included for the purpose of illustrating portions of the article and forms no part of the claimed design.

**1 Claim, 1 Drawing Sheet**



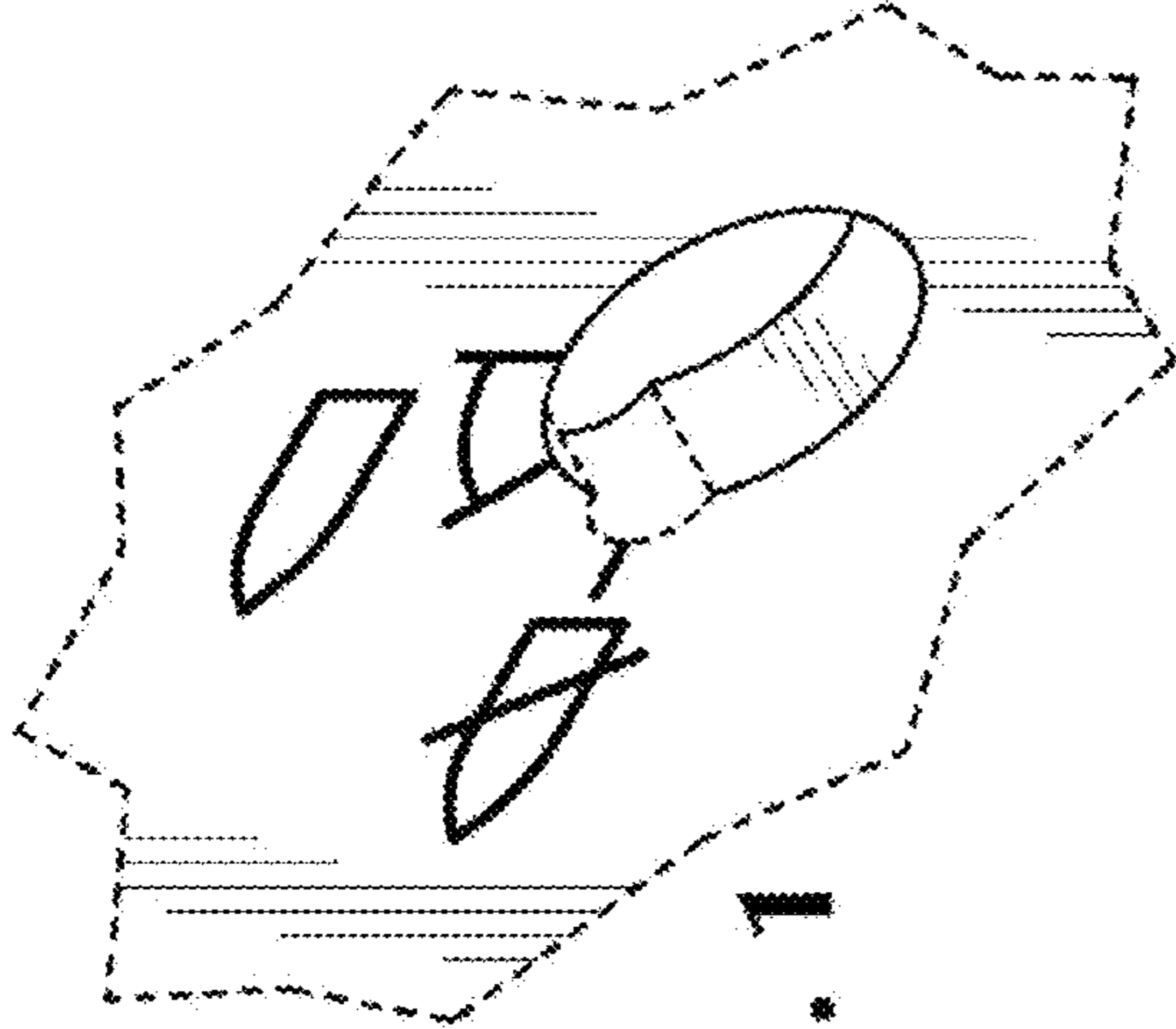


FIG. 1

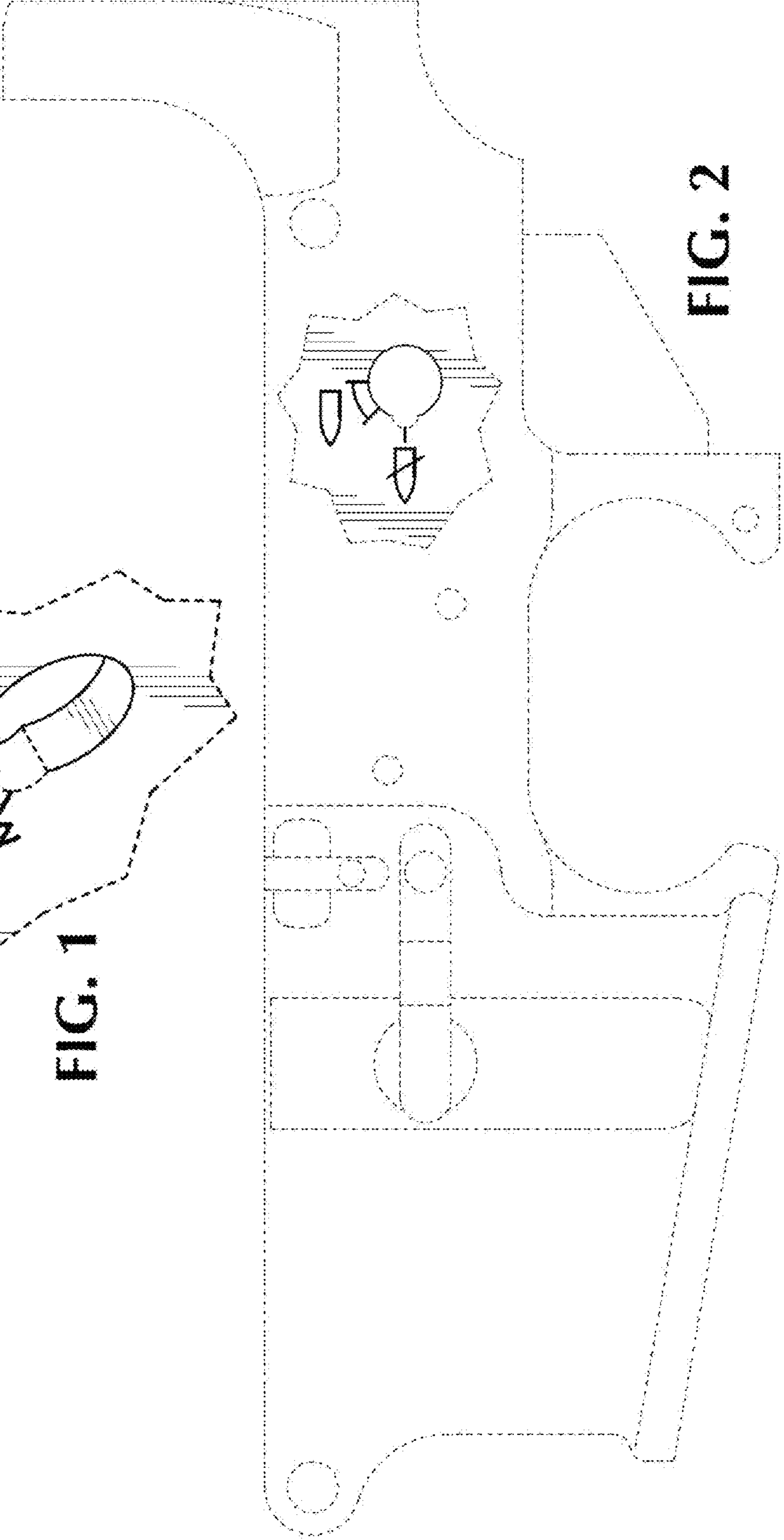


FIG. 2