



US00D682379S

(12) **United States Design Patent**
Fox

(10) **Patent No.:** **US D682,379 S**

(45) **Date of Patent:** **** May 14, 2013**

(54) **SKATEBOARD DECK**

(76) **Inventor:** **Jeremy Fox**, Huntington Beach, CA
(US)

(**) **Term:** **14 Years**

(21) **Appl. No.:** **29/404,860**

(22) **Filed:** **Oct. 26, 2011**

(51) **LOC (9) Cl.** **21-02**

(52) **U.S. Cl.**
USPC **D21/765**

(58) **Field of Classification Search** D21/419,
D21/421, 423, 426, 760, 765, 766, 769, 771,
D21/776, 803; D12/1; 280/7.14, 11.115,
280/11.19, 11.27, 11.28, 14.21, 87.01, 87.021,
280/87.03, 87.041, 87.042, 607, 608, 609,
280/809; 180/180, 181; 434/247, 253, 258
See application file for complete search history.

(56) **References Cited**

U.S. PATENT DOCUMENTS

D222,158 S * 10/1971 Noches D21/765
D261,544 S * 10/1981 Cramer D21/765

D405,141 S * 2/1999 Bonzanigo D21/765
D420,715 S * 2/2000 Bonzanigo D21/765
D594,076 S * 6/2009 Drummer D21/765
7,669,879 B2 * 3/2010 Dykema 280/609
D635,629 S * 4/2011 Hofstetter D21/765

* cited by examiner

Primary Examiner — Cynthia M Chin

(74) *Attorney, Agent, or Firm* — Advantage IP Law Firm

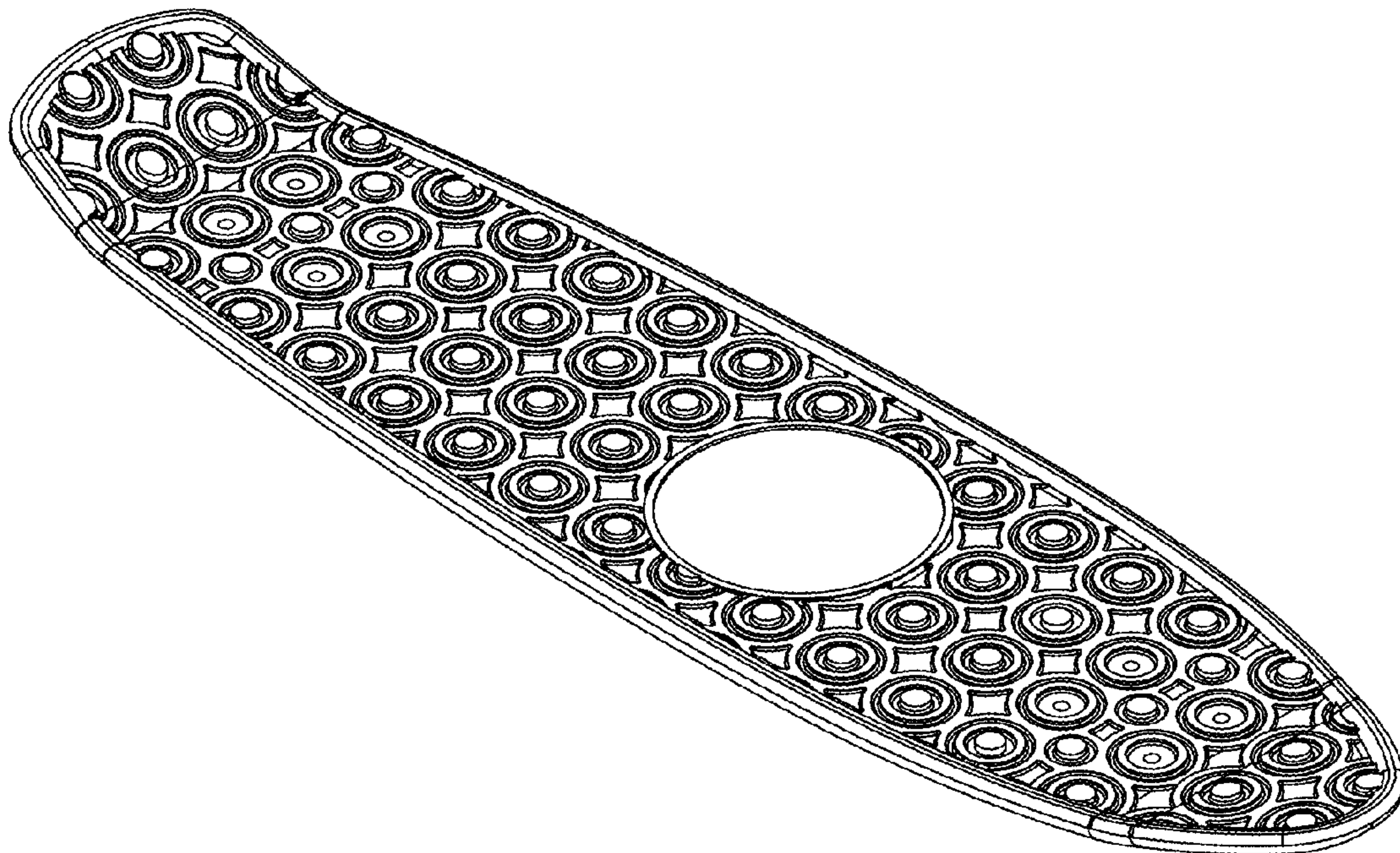
(57) **CLAIM**

The ornamental design for a skateboard deck, as shown and described.

DESCRIPTION

FIG. 1 is a left upper perspective view of a skateboard deck illustrating my new design;
FIG. 2 is a top view thereof;
FIG. 3 is a right side view thereof;
FIG. 4 is a left side view thereof;
FIG. 5 is a front end view thereof;
FIG. 6 is a rear end view thereof; and,
FIG. 7 is a bottom view thereof.
The dashed lines in FIG. 7 form no part of the claimed design.

1 Claim, 4 Drawing Sheets



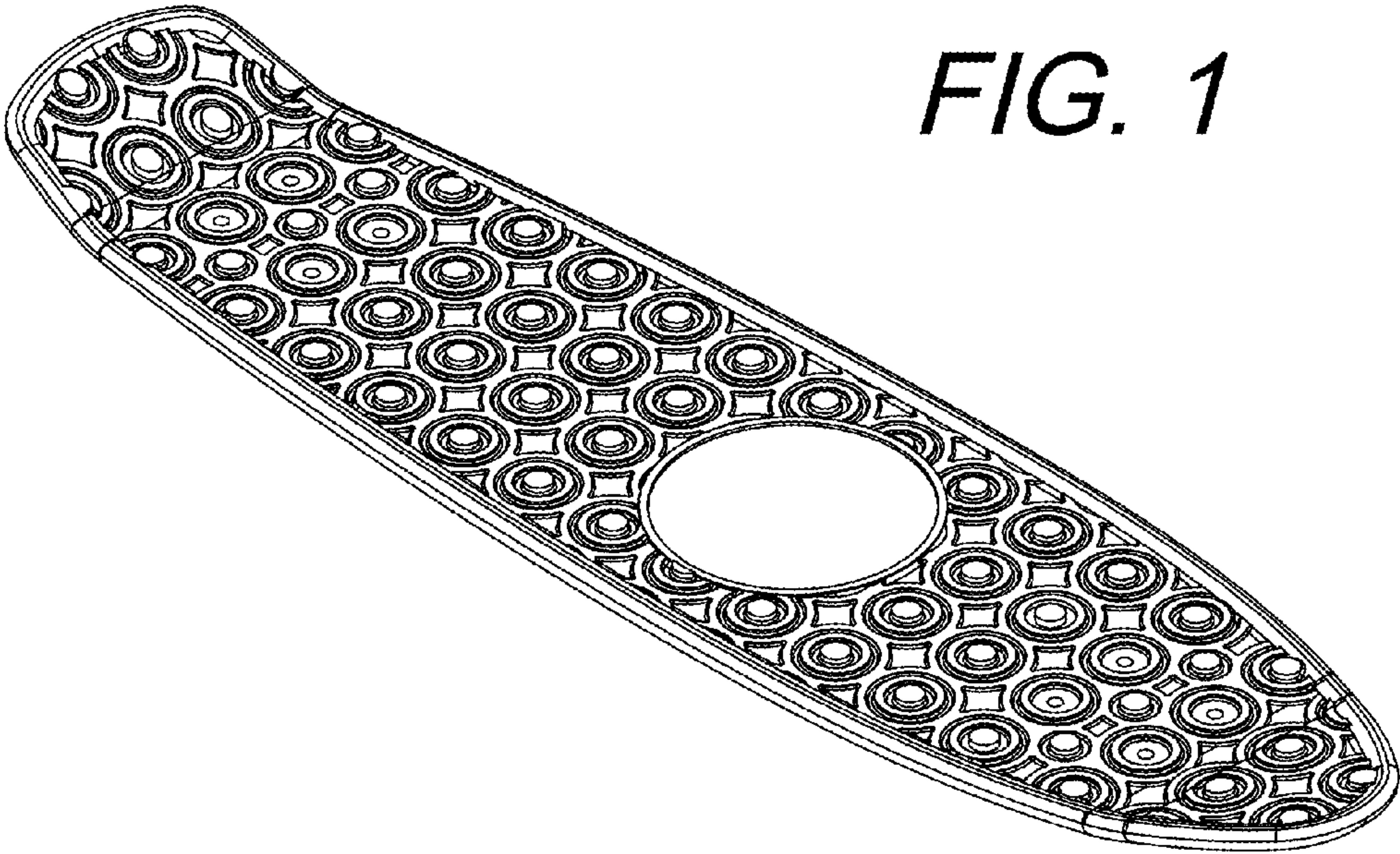


FIG. 1




FIG. 2

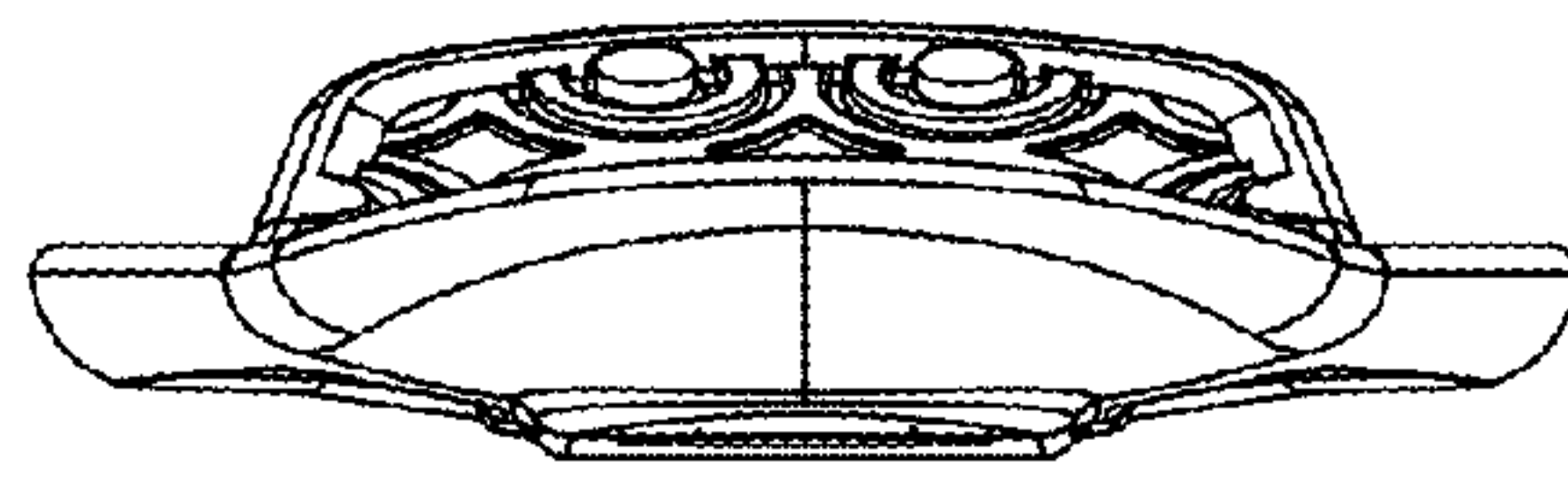


FIG. 5



FIG. 3

FIG. 4

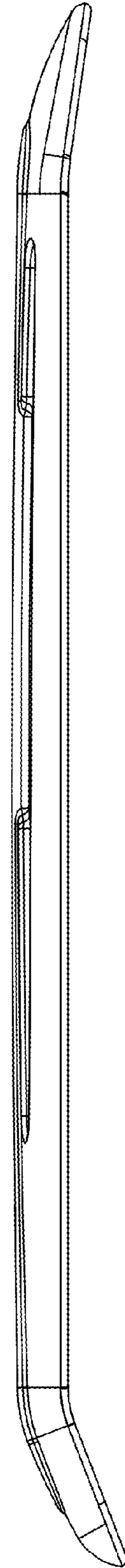
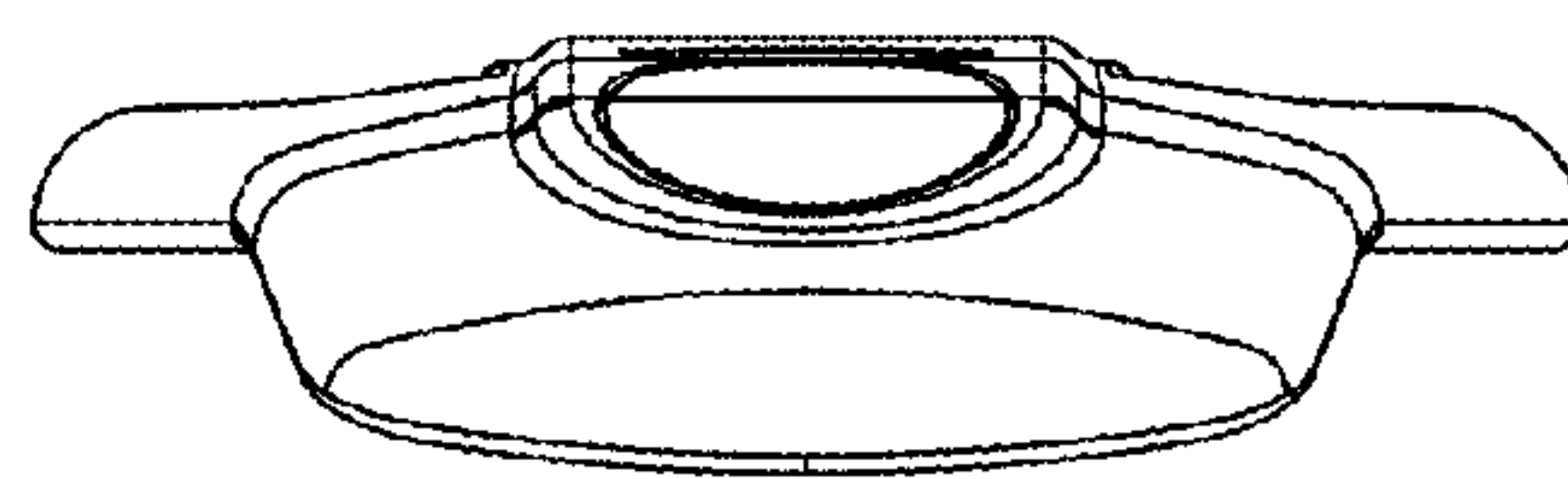


FIG. 6



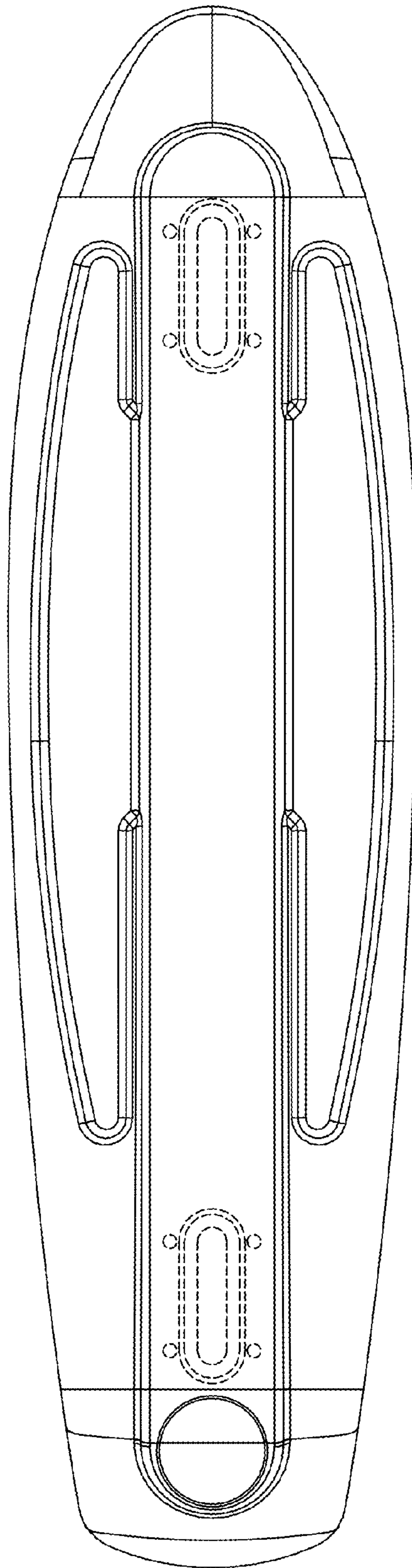


FIG. 7