



US00D682377S

(12) **United States Design Patent**
Voshall et al.

(10) **Patent No.:** **US D682,377 S**

(45) **Date of Patent:** **** May 14, 2013**

(54) **IRON-TYPE GOLF CLUB HEAD**

D584,371 S * 1/2009 Chick et al. D21/759
D619,667 S * 7/2010 Cleveland D21/747
D659,780 S * 5/2012 Llewellyn et al. D21/747

(75) Inventors: **Chris Voshall**, Atlanta, GA (US);
Richard Delvac, Lawrenceville, GA
(US)

* cited by examiner

(73) Assignee: **Mizuno USA, Inc.**, Norcross, GA (US)

Primary Examiner — Mitchell Siegel

(74) *Attorney, Agent, or Firm* — Troutman Sanders LLP;
Robert R. Elliott, Jr.

(**) Term: **14 Years**

(57) **CLAIM**

(21) Appl. No.: **29/423,305**

The ornamental design for an iron-type golf club head, as shown and described.

(22) Filed: **May 30, 2012**

(51) **LOC (9) Cl.** **21-02**

(52) **U.S. Cl.**
USPC **D21/759**

(58) **Field of Classification Search** D21/747–751,
D21/759; 473/324–331, 350
See application file for complete search history.

DESCRIPTION

(56) **References Cited**

U.S. PATENT DOCUMENTS

D362,884 S * 10/1995 Blough et al. D21/750
D362,885 S * 10/1995 Blough et al. D21/747
D362,887 S * 10/1995 Blough et al. D21/747
D368,753 S * 4/1996 Blough et al. D21/750
D370,514 S * 6/1996 Blough et al. D21/750
D479,568 S * 9/2003 Rodgers et al. D21/747
D523,501 S * 6/2006 Nicolette et al. D21/749

FIG. 1 illustrates a right, rear perspective view of an iron-type golf club head;
FIG. 2 illustrates a left, rear perspective view of an iron-type golf club head;
FIG. 3 illustrates a bottom perspective view of an iron-type golf club head;
FIG. 4 illustrates a left perspective view of an iron-type golf club head; and,
FIG. 5 illustrates a top view of an iron-type golf club head.
The broken, dashed lines shown in the various figures depicting embodiments of the invention are included for the purpose of illustrating environment and do not form any part of the claimed design.

1 Claim, 5 Drawing Sheets

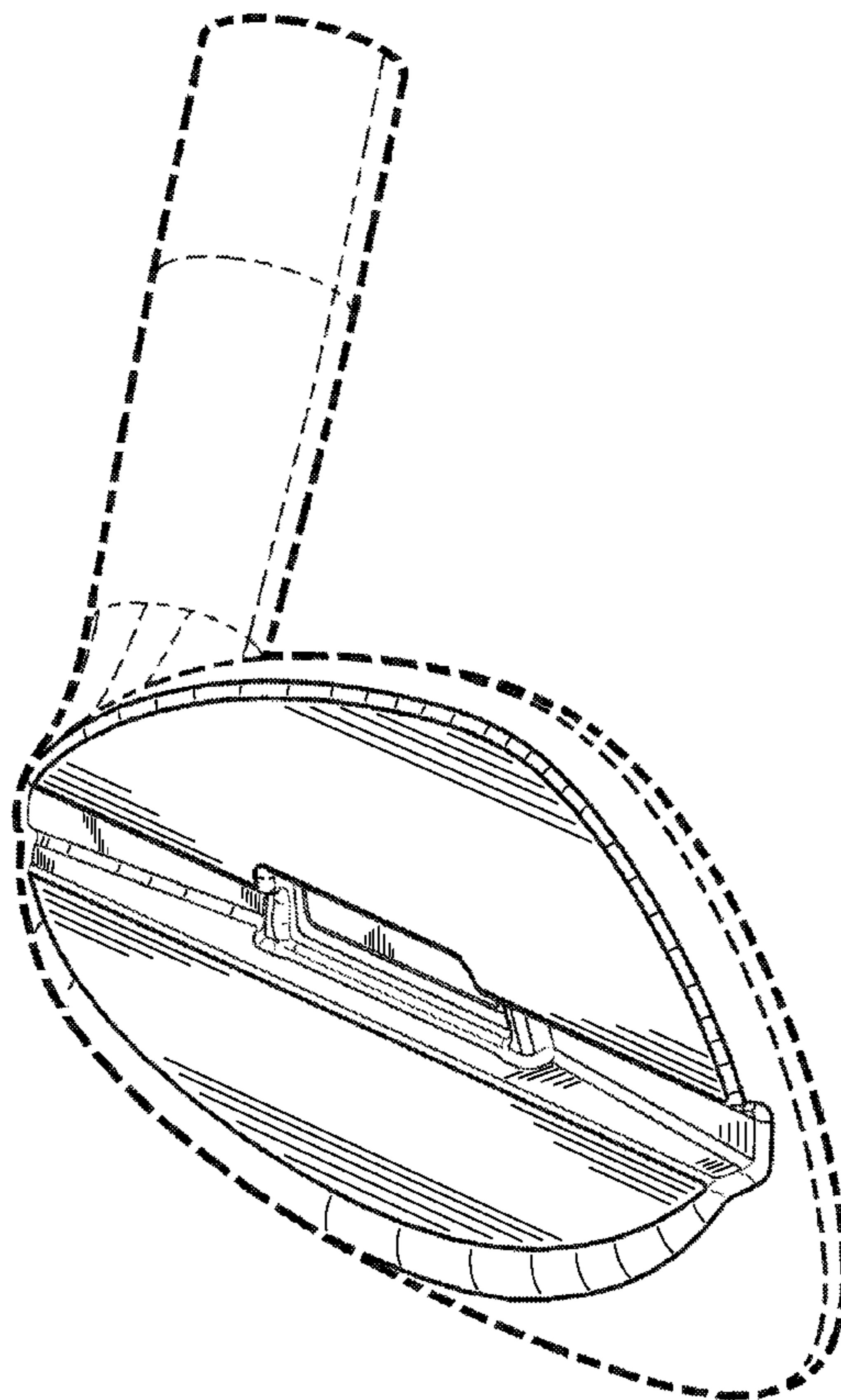
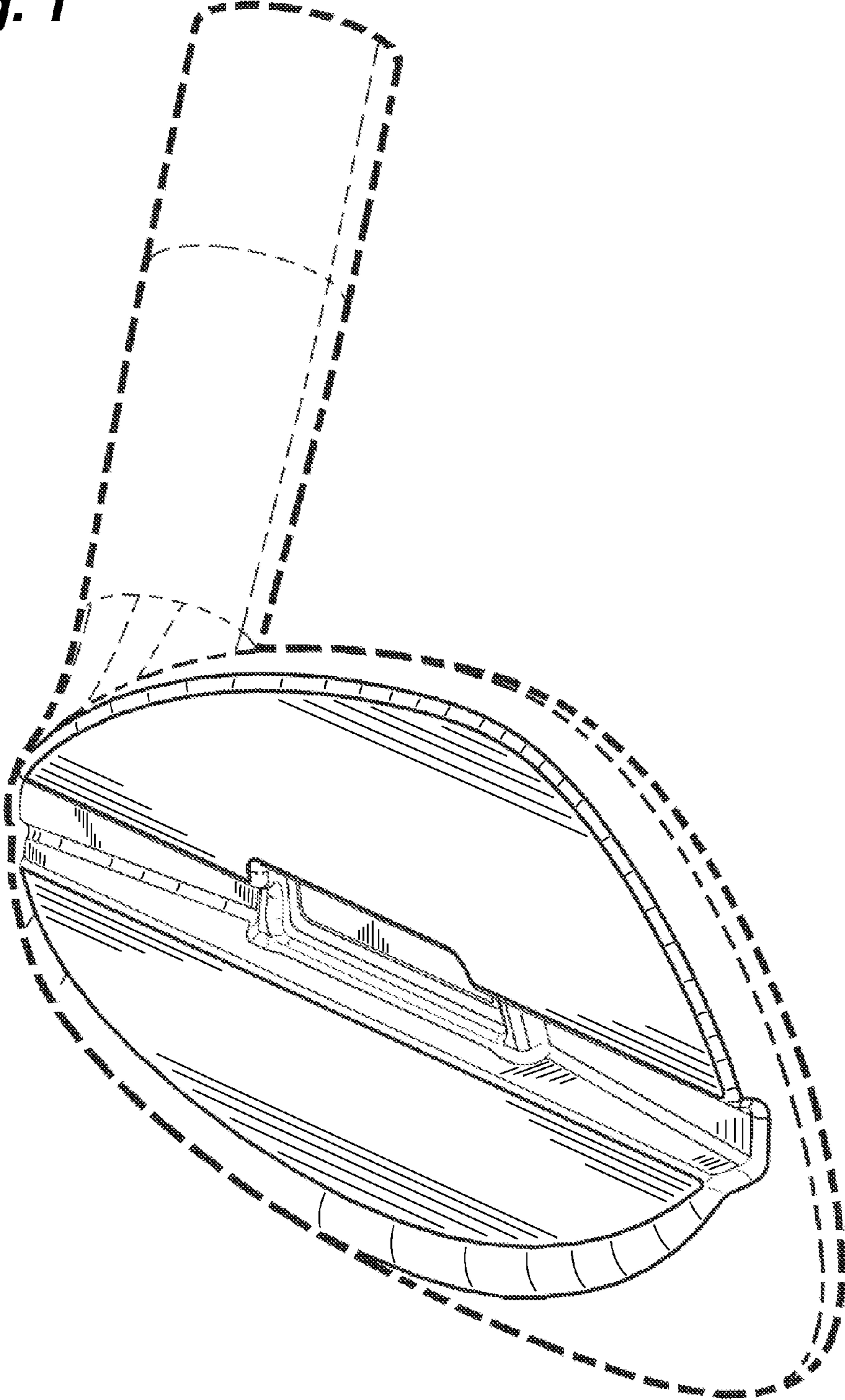


Fig. 1



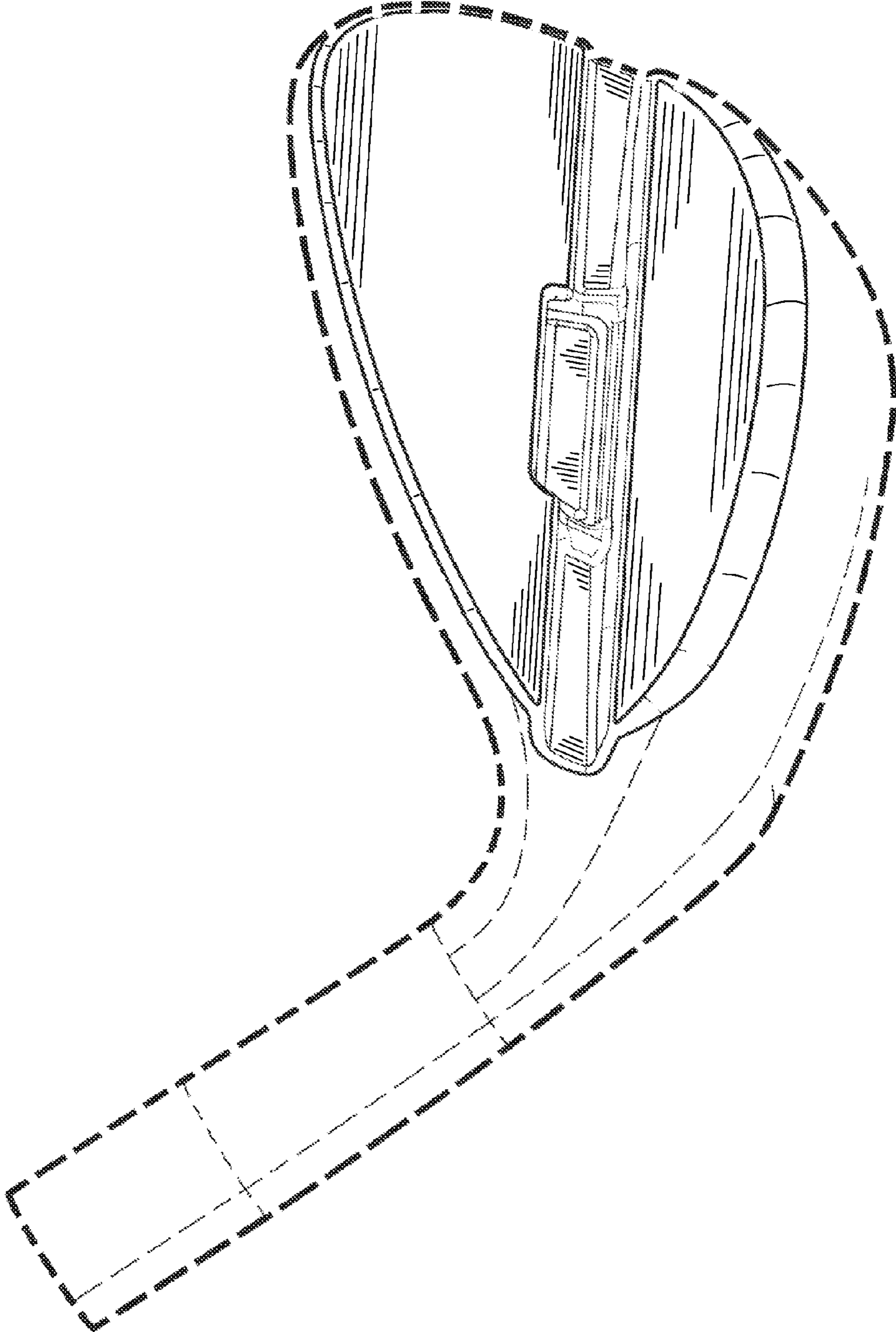


Fig. 2

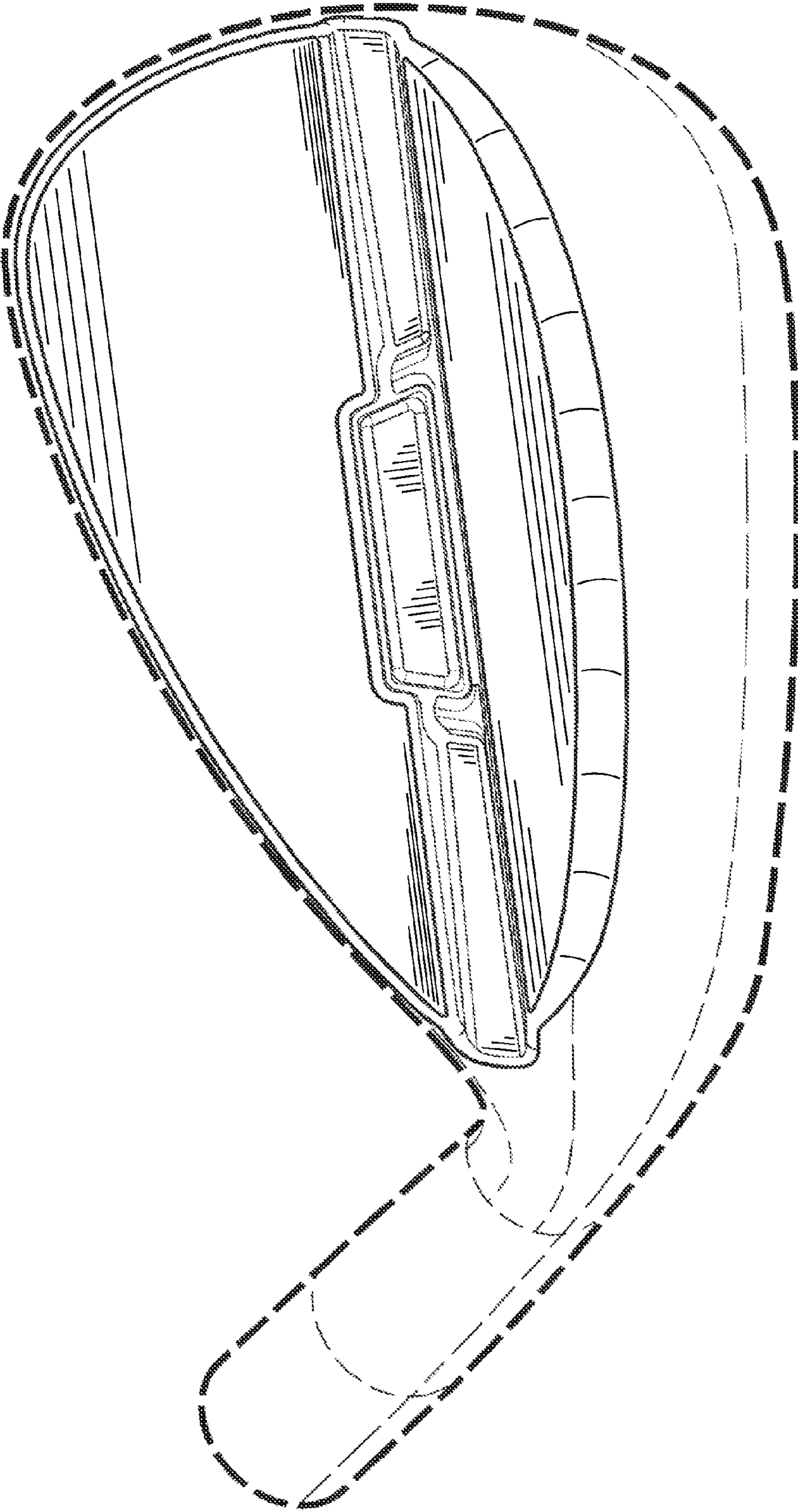


Fig. 3

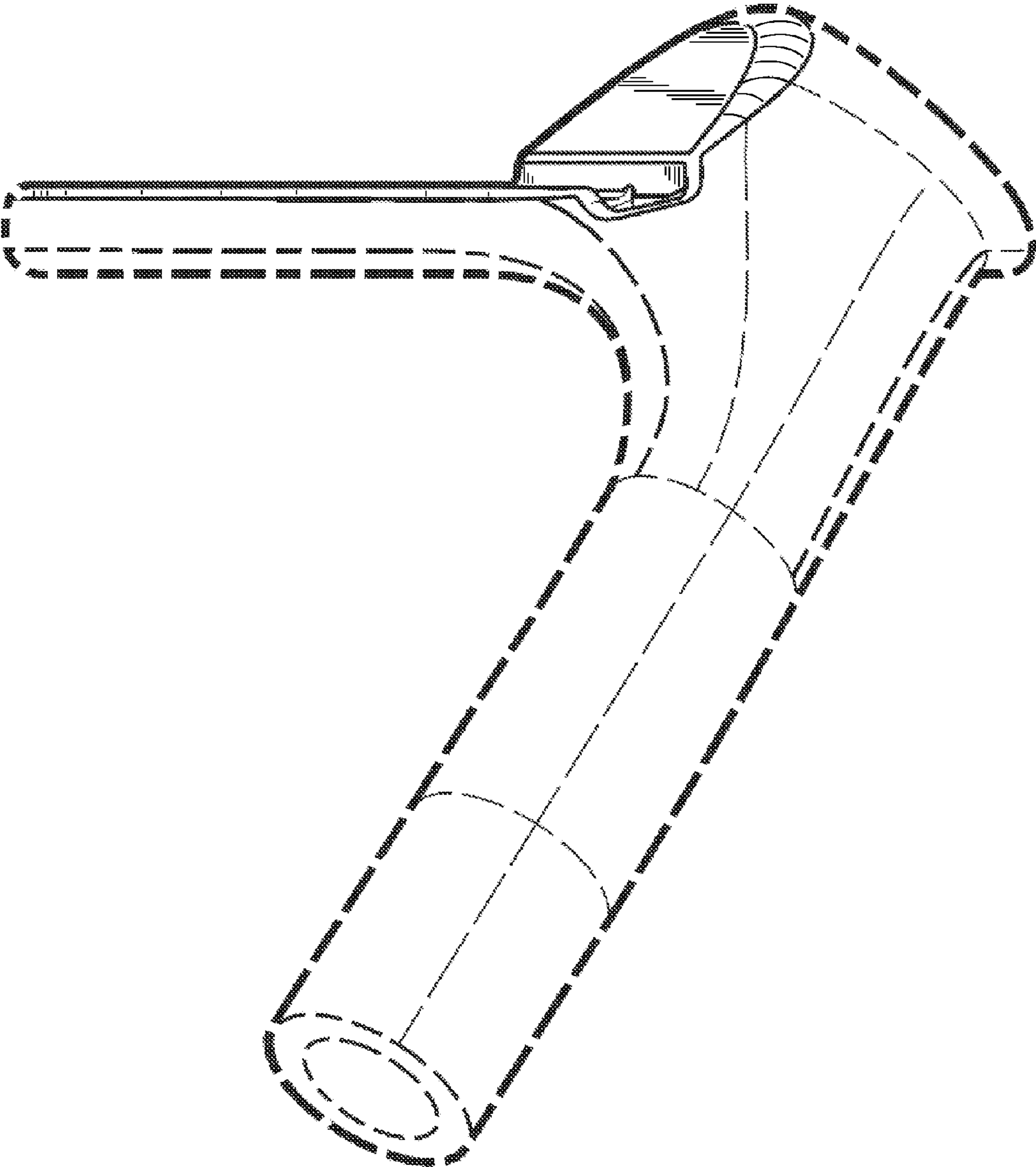


Fig. 4

Fig. 5

