



US00D682374S

(12) **United States Design Patent**
Wilkinson

(10) **Patent No.:** **US D682,374 S**

(45) **Date of Patent:** **** May 14, 2013**

- (54) **EXERCISE RESISTANCE DEVICE**
- (76) Inventor: **William T. Wilkinson**, Chester, PA (US)
- (**) Term: **14 Years**
- (21) Appl. No.: **29/408,414**
- (22) Filed: **Dec. 12, 2011**

7,097,602	B1 *	8/2006	Kim	482/140
D578,598	S *	10/2008	Anderson	D22/108
D590,457	S *	4/2009	Mishan	D21/686
D599,419	S *	9/2009	Chiuchiarelli	D21/686
D634,377	S *	3/2011	Byle	D21/686
D651,263	S *	12/2011	Kulzer	D21/686
D651,673	S *	1/2012	Kulzer	D21/686
2010/0087300	A1 *	4/2010	Pratson et al.	482/142
2010/0204024	A1 *	8/2010	Mills et al.	482/130
2010/0267535	A1 *	10/2010	Kieffer	482/142
2010/0285925	A1 *	11/2010	Pierce et al.	482/8
2011/0251033	A1 *	10/2011	Blancher	482/123

Related U.S. Application Data

- (63) Continuation-in-part of application No. 12/880,078, filed on Sep. 11, 2010.
- (51) **LOC (9) Cl.** **21-02**
- (52) **U.S. Cl.**
USPC **D21/686**
- (58) **Field of Classification Search** D21/662,
D21/671, 674, 686-689, 694, 797, 798; 482/46,
482/70, 79, 93, 96, 121, 123, 129-131, 140,
482/142; D25/62, 163
See application file for complete search history.

* cited by examiner

Primary Examiner — Susan E Krakower

(74) *Attorney, Agent, or Firm* — Andrew L. Salvatore, Esquire

(57) **CLAIM**

The ornamental design for an exercise resistance device, as shown and described.

DESCRIPTION

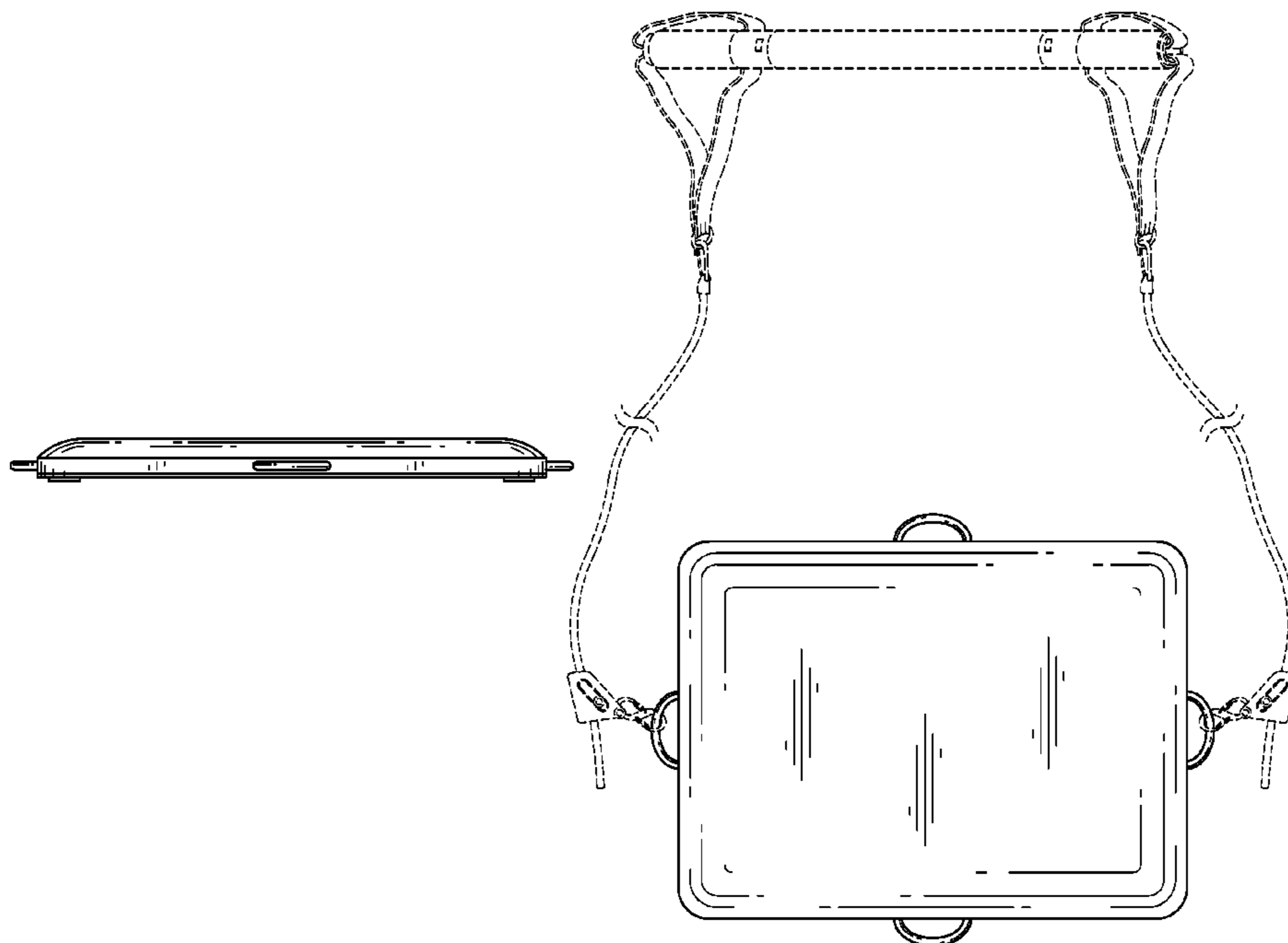
FIG. 1 is a top plan view of an exercise resistance device showing my new design;
 FIG. 2 is front elevation view of an exercise resistance device showing my new design;
 FIG. 3 is a bottom elevation view of an exercise resistance device showing my new design;
 FIG. 4 is a side elevation view of an exercise resistance device showing my new design;
 FIG. 5 is a top plan view shown in condition of use; and,
 FIG. 6 is a top plan view shown in an alternate condition of use.
 The broken lines illustrate portions of the exercise resistance device which form no part of the claimed design.

(56) **References Cited**

U.S. PATENT DOCUMENTS

D255,372	S *	6/1980	Tidmore	D21/688
4,714,246	A *	12/1987	Parisien	482/110
D305,445	S *	1/1990	Ramos, Jr.	D21/686
D390,288	S *	2/1998	Fingleson et al.	D21/686
D397,269	S *	8/1998	Kawamoto	D6/596
D428,454	S *	7/2000	Fischer et al.	D21/662
6,149,555	A *	11/2000	Kinback	482/93
6,299,569	B1 *	10/2001	Rich	482/123
6,500,104	B1 *	12/2002	Rich	482/123
D469,831	S *	2/2003	Tuccillo	D21/689
6,953,277	B2 *	10/2005	Karslake et al.	366/130
D516,737	S *	3/2006	Moller, Jr.	D25/163
D521,084	S *	5/2006	Huang	D21/662

1 Claim, 4 Drawing Sheets



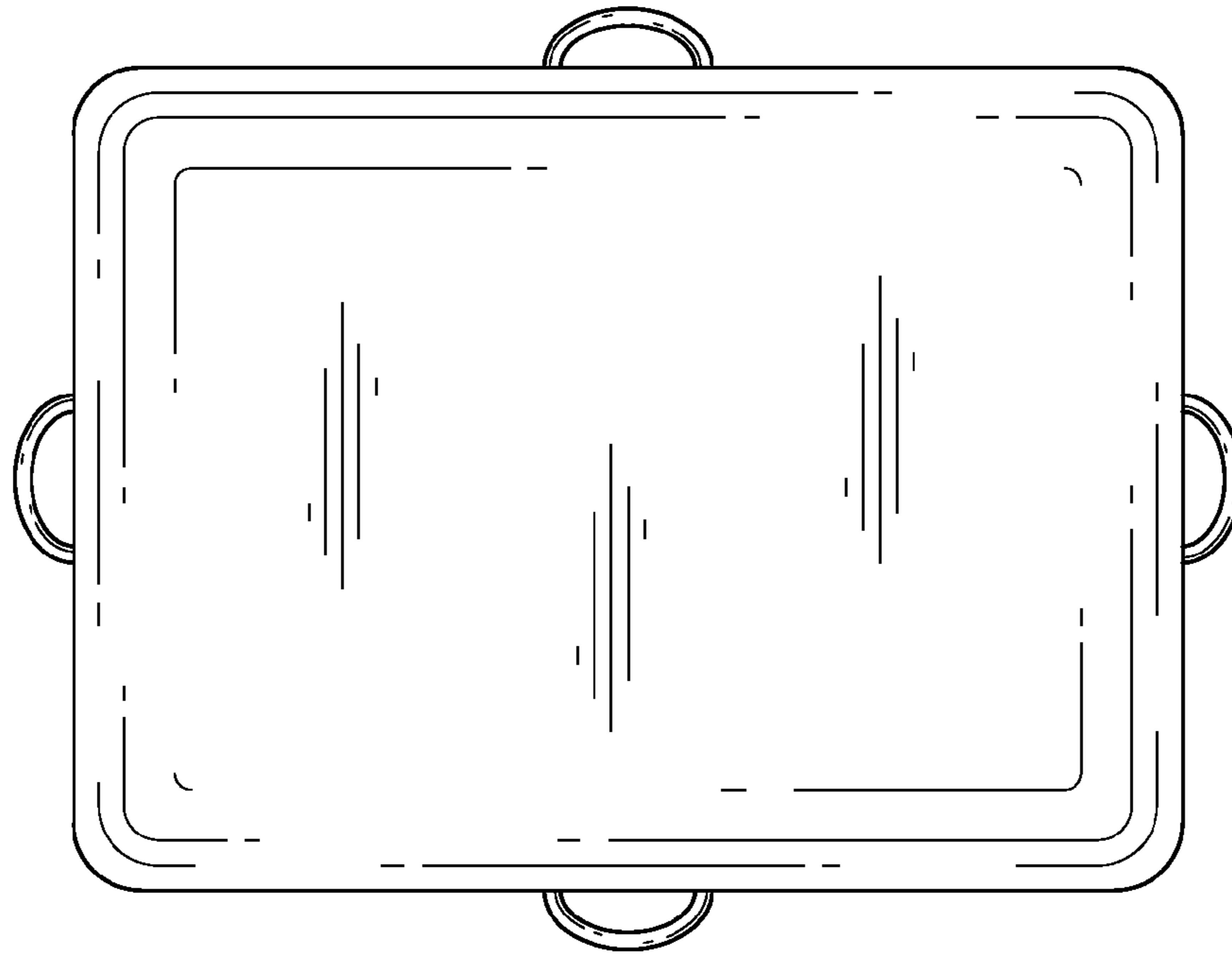


Fig. 1

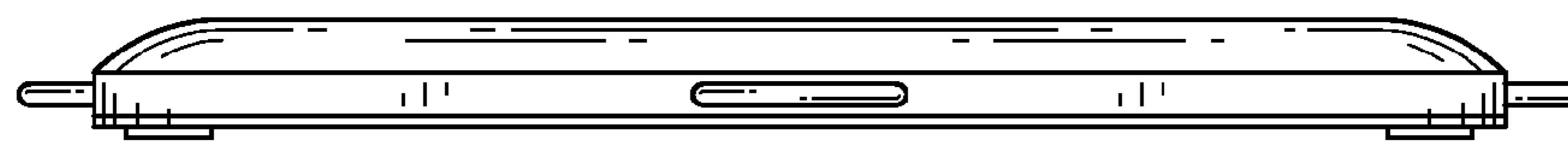


Fig. 2




Fig. 3

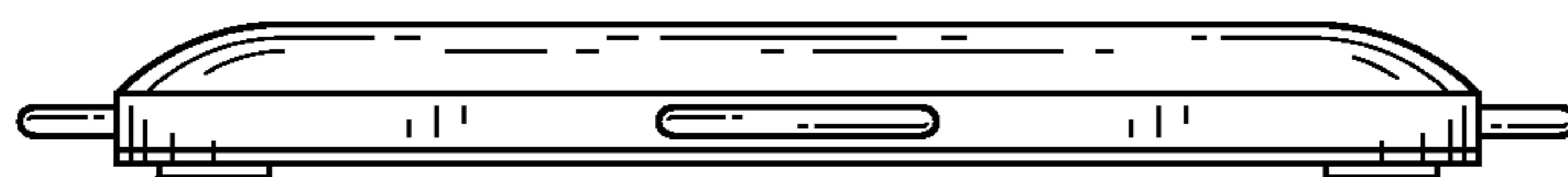


Fig. 4

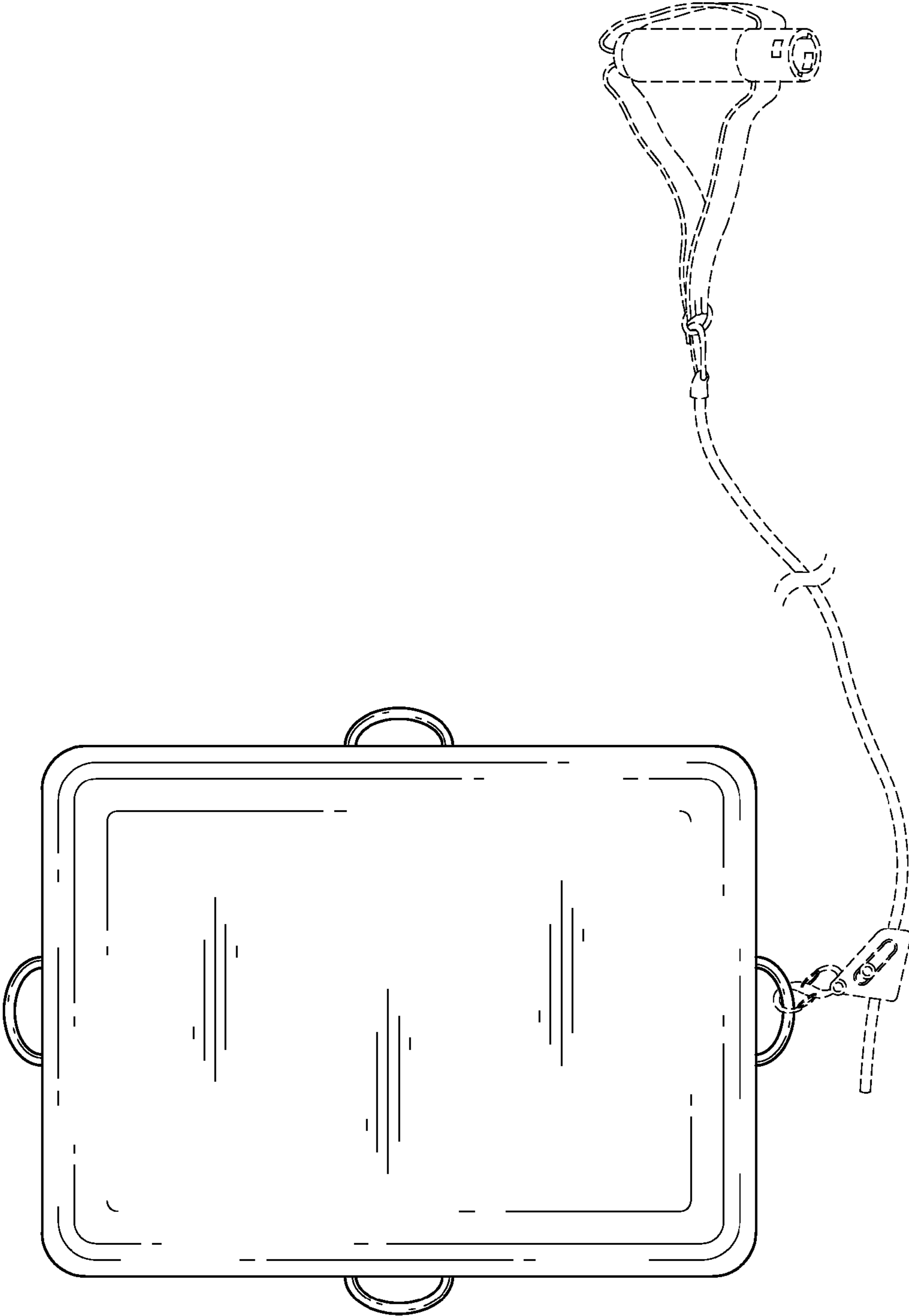


Fig. 5

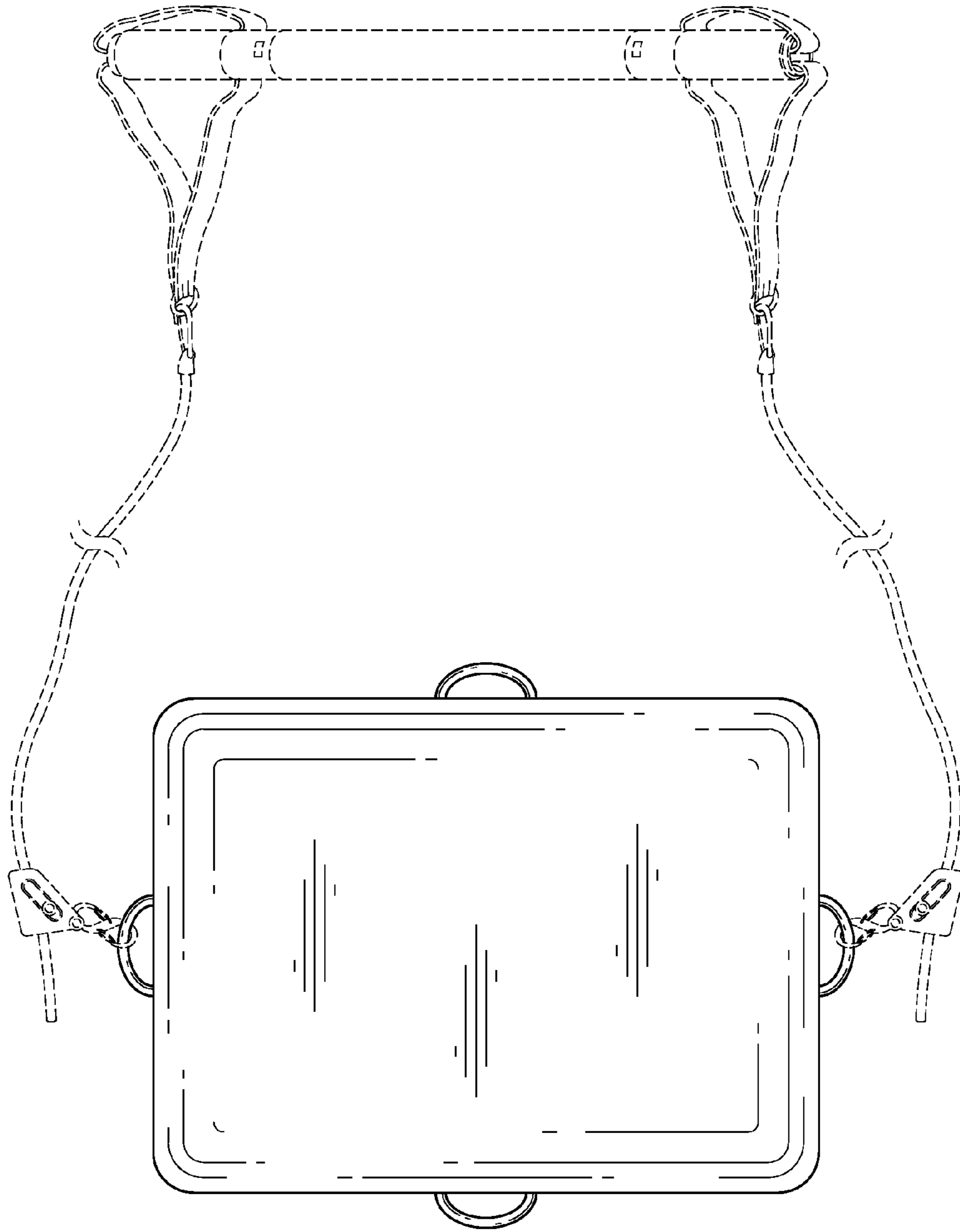


Fig. 6