



US00D682364S

(12) **United States Design Patent**
Riley

(10) **Patent No.:** **US D682,364 S**

(45) **Date of Patent:** **** *May 14, 2013**

(54) **PAINTBALL HOPPER COVER**

(76) Inventor: **Damian Riley**, Berlin (DE)

(*) Notice: This patent is subject to a terminal disclaimer.

(**) Term: **14 Years**

(21) Appl. No.: **29/402,576**

(22) Filed: **Sep. 23, 2011**

(51) **LOC (9) Cl.** **21-01**

(52) **U.S. Cl.**
USPC **D21/573**

(58) **Field of Classification Search** D21/567,
D21/570-575; D22/100, 101, 103, 104,
D22/108, 109; 124/41.1, 45, 48, 49, 51.1,
124/55, 56, 69, 70-74, 79; D7/392, 392.1;
D9/452, 453, 454

See application file for complete search history.

(56) **References Cited**

U.S. PATENT DOCUMENTS

D459,767 S * 7/2002 Rushton D21/573
D486,772 S * 2/2004 Warming D12/211

D509,259 S * 9/2005 Dennis D21/444
D562,134 S * 2/2008 Studee D9/452
D564,047 S * 3/2008 Choi D21/573
D567,303 S * 4/2008 Neumaster D21/573
D572,318 S * 7/2008 Broersma D21/573
D597,152 S * 7/2009 Kaakkola et al. D21/573
D599,615 S * 9/2009 Wang D7/392.1

* cited by examiner

Primary Examiner — Cynthia M Chin

(74) *Attorney, Agent, or Firm* — QuickPatents; Kevin Prince

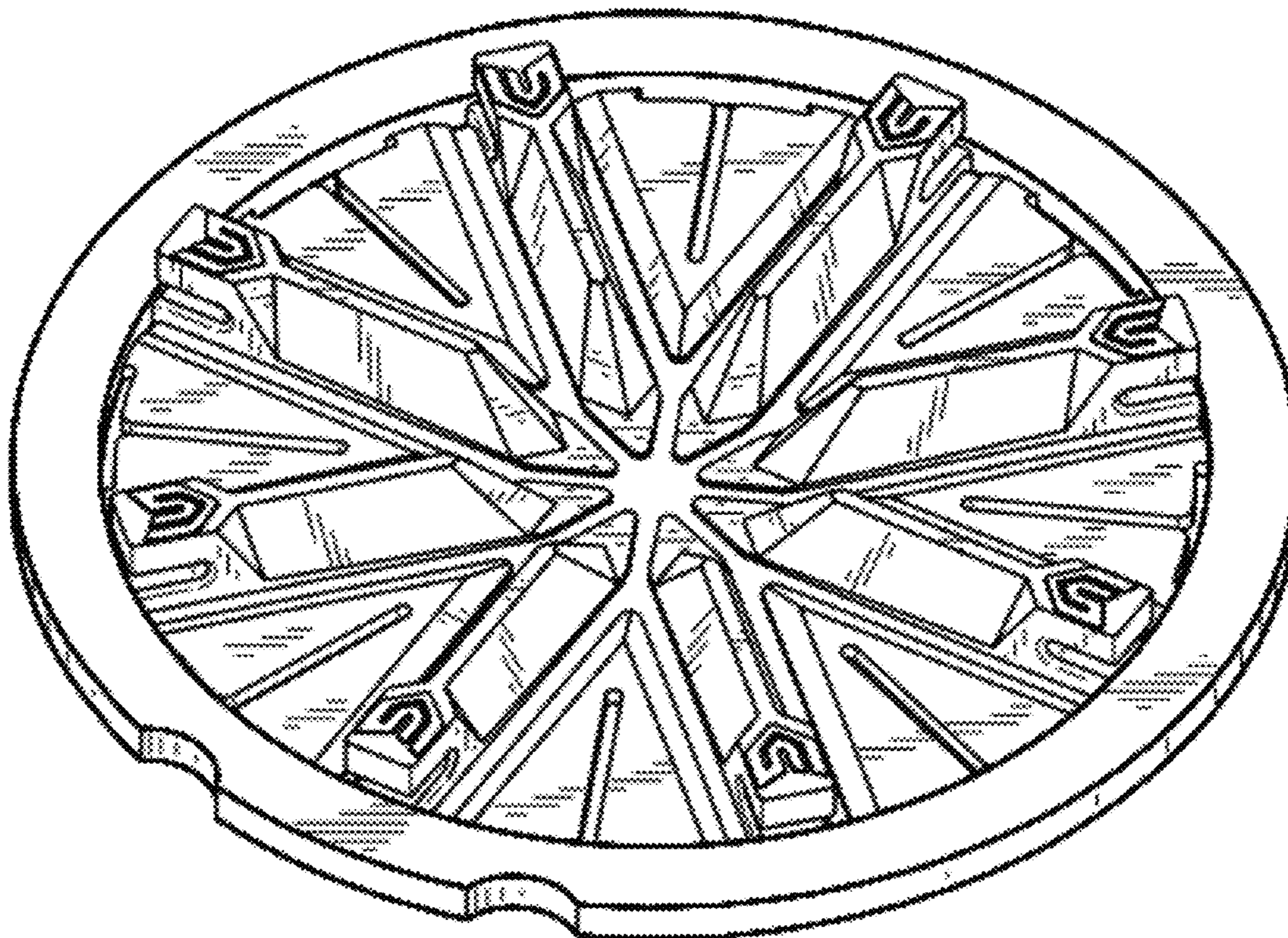
(57) **CLAIM**

I claim the ornamental design for a paintball hopper cover, as shown and described.

DESCRIPTION

FIG. 1 is a perspective view of a paintball hopper cover, showing my new design;
FIG. 2 is a front elevational view thereof;
FIG. 3 is a top plan view thereof;
FIG. 4 is a left-side elevational view thereof, the right-side elevational view being a mirror image thereof;
FIG. 5 is a bottom plan view thereof; and,
FIG. 6 is a rear elevational view thereof.

1 Claim, 3 Drawing Sheets



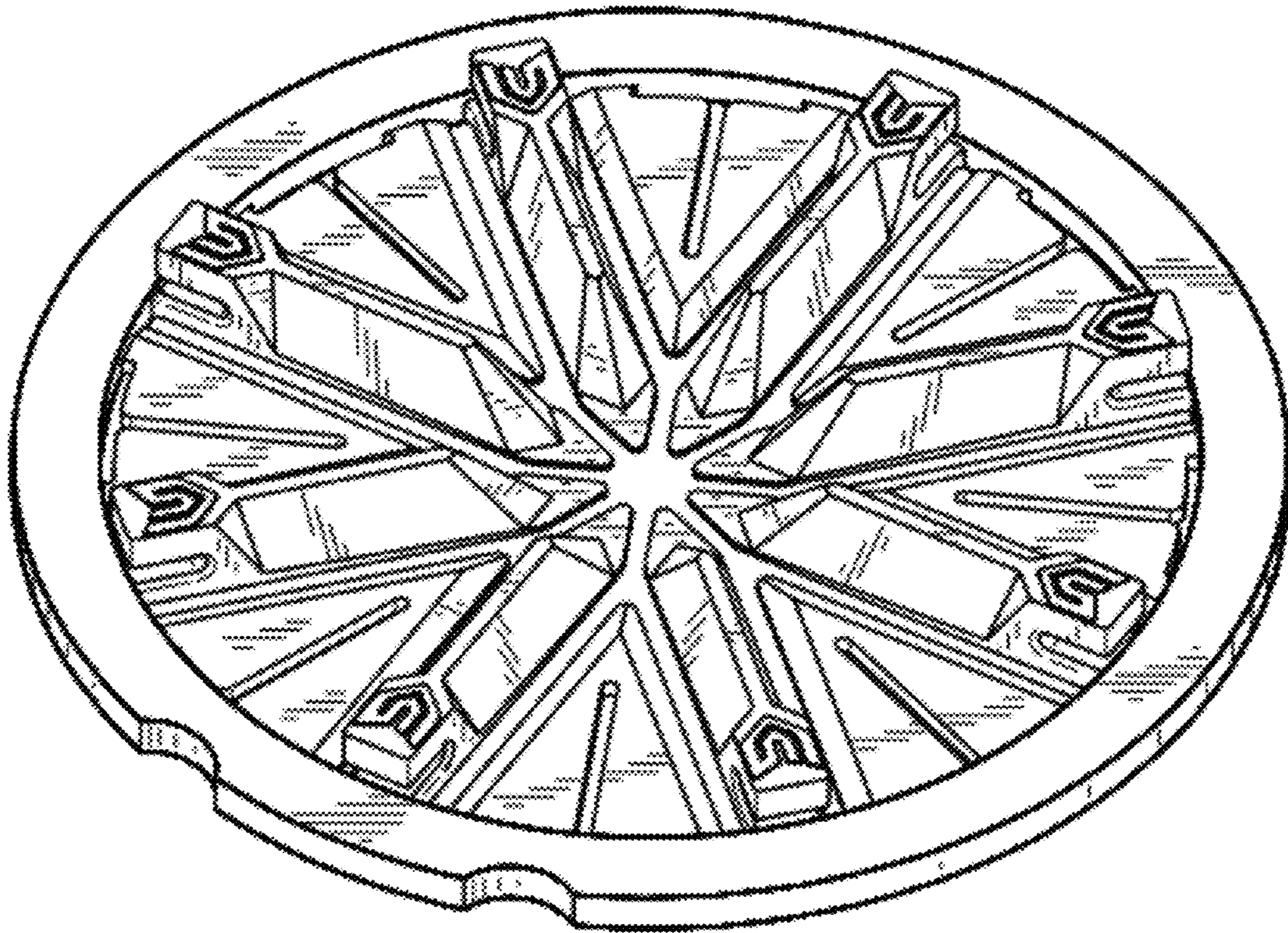


FIG. 1

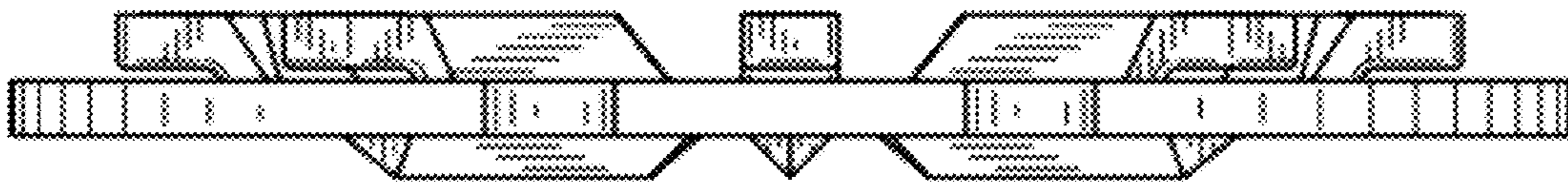


FIG. 2




FIG. 3

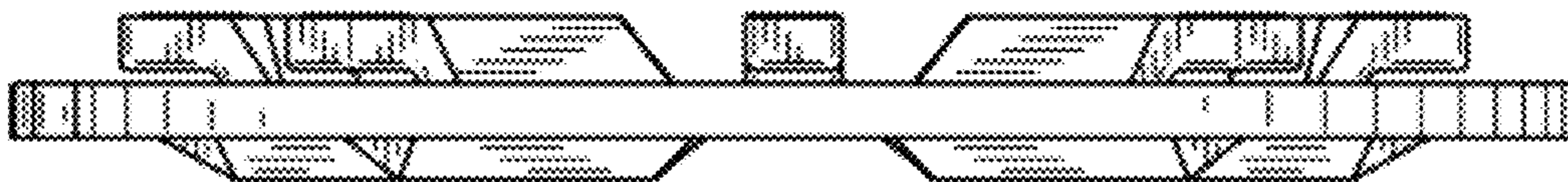


FIG. 4




FIG. 5

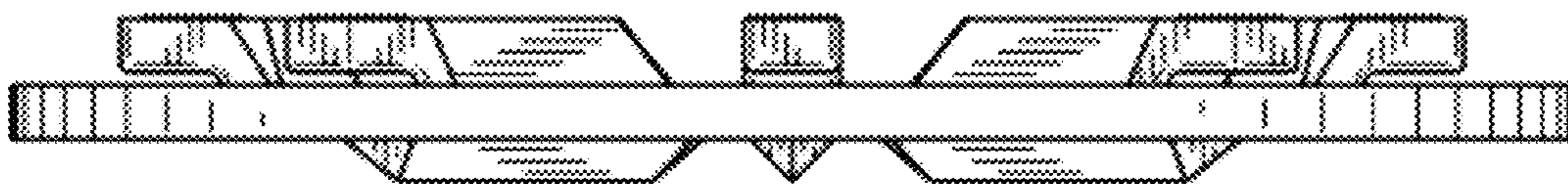


FIG. 6