



US00D682358S

(12) **United States Design Patent**
Scollin

(10) **Patent No.:** **US D682,358 S**

(45) **Date of Patent:** **** May 14, 2013**

(54) **SURGICAL SAFETY MARKER**

(56) **References Cited**

(71) Applicant: **Mary G. Scollin**, Saranac Lake, NY
(US)

U.S. PATENT DOCUMENTS

(72) Inventor: **Mary G. Scollin**, Saranac Lake, NY
(US)

4,254,957	A *	3/1981	Kramer	273/271
D376,850	S *	12/1996	Dunshee et al.	D24/189
D377,688	S *	1/1997	Dunshee et al.	D24/189
D422,855	S *	4/2000	Del Rosso	D8/1
D434,146	S *	11/2000	Ierulli	D24/135
6,293,550	B1 *	9/2001	Zeitlin	273/271
D497,068	S *	10/2004	Lipsztein	D6/511
6,907,685	B1 *	6/2005	Falkner et al.	40/597
D513,323	S *	12/2005	Mueller et al.	D24/189
D572,985	S *	7/2008	Galeano et al.	D8/1
D663,432	S *	7/2012	Nichols	D24/190
2004/0056478	A1 *	3/2004	Bruce	283/81
2007/0254126	A1 *	11/2007	Lilienthal	428/40.1

(**) Term: **14 Years**

(21) Appl. No.: **29/435,190**

(22) Filed: **Oct. 20, 2012**

* cited by examiner

Related U.S. Application Data

(62) Division of application No. 29/404,513, filed on Oct. 21, 2011, now Pat. No. Des. 677,733.

Primary Examiner — Mary Ann Calabrese

(74) *Attorney, Agent, or Firm* — Lee Palmateer

(51) **LOC (9) Cl.** **19-08**

(57) **CLAIM**

The ornamental design for a surgical safety marker, as shown and described.

(52) **U.S. Cl.**

USPC **D20/23**


DESCRIPTION

(58) **Field of Classification Search** D20/10, D20/11, 22-28, 40, 99; 40/5, 124.01-124.09, 40/124.11-124.19, 124.191, 299.01, 310-313, 40/359, 360, 325, 626, 638, 597; D6/707.1, D6/707.22; D8/1; D14/488, 489, 492; D24/158, D24/189, 231; 273/271; 283/56, 71, 81; 428/40.1, 42.1-42.3, 202, 914; 446/43

FIG. 1 is a top plan view of the surgical safety marker of the present invention;
FIG. 2 is a rear side elevation view thereof, the front side being a mirror image; and,
FIG. 3 is a right side elevation view thereof, the left side being a mirror image.
The bottom is flat and otherwise unornamented.

See application file for complete search history.

1 Claim, 1 Drawing Sheet



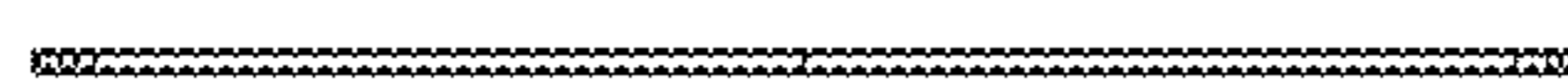


FIG. 2




FIG. 1



FIG. 3