



US00D682325S

(12) **United States Design Patent**
Monyak et al.

(10) **Patent No.:** **US D682,325 S**

(45) **Date of Patent:** **** May 14, 2013**

(54) **DRILL BIT**

(75) Inventors: **Kenneth Monyak**, Abingdon, VA (US);
Joseph Fader, Steiermark (AT);
Adrienne Schmoll, Westerville, OH
(US)

(73) Assignees: **Sandvik Intellectual Property AB**,
Sandviken (SE); **Diamond Innovations**
Inc., Worthington, OH (US)

(**) Term: **14 Years**

(21) Appl. No.: **29/412,057**

(22) Filed: **Jan. 30, 2012**

(51) **LOC (9) Cl.** **15-09**

(52) **U.S. Cl.**
USPC **D15/139**

(58) **Field of Classification Search** D8/70;
D15/21, 138, 139; 76/108; 175/336, 374,
175/389, 400, 408, 409, 410, 411, 414, 415,
175/418, 419, 420; 279/96, 103

See application file for complete search history.

(56) **References Cited**

U.S. PATENT DOCUMENTS

2,650,071 A	8/1953	Rassieur	
2,673,714 A	3/1954	Hargrave	
3,049,033 A	8/1962	Benjamin et al.	
3,460,409 A	8/1969	Stokey	
4,115,024 A	9/1978	Süssmuth	
4,355,932 A	10/1982	Koppelmann et al.	
4,492,278 A *	1/1985	Leighton	175/420.1
4,503,920 A	3/1985	Clement	
4,595,322 A	6/1986	Clement	
4,633,959 A	1/1987	Knox	
5,172,775 A *	12/1992	Sheirer et al.	175/57

5,180,022 A	1/1993	Brady	
5,184,689 A *	2/1993	Sheirer et al.	175/420.1
5,220,967 A *	6/1993	Monyak	175/420.1
5,226,489 A	7/1993	Woods et al.	
D340,248 S	10/1993	Brady	
5,287,937 A *	2/1994	Sollami et al.	175/427
5,297,643 A	3/1994	Montgomery, Jr. et al.	
5,301,763 A	4/1994	Peay et al.	
D351,174 S	10/1994	Brady	
5,375,672 A	12/1994	Peay et al.	
5,383,526 A	1/1995	Brady	
5,400,861 A *	3/1995	Sheirer	175/427
5,429,199 A *	7/1995	Sheirer et al.	175/321

(Continued)

FOREIGN PATENT DOCUMENTS

WO WO 89/01086 2/1989

Primary Examiner — Patricia Palasik

(74) *Attorney, Agent, or Firm* — Morgan, Lewis & Bockius
LLP

(57) **CLAIM**

The ornamental design for a drill bit, as shown and described.

DESCRIPTION

FIG. 1 shows a drill bit in a perspective side view from the right side.

FIG. 2 shows a perspective side view from the left side of the drill bit in FIG. 1.

FIG. 3 shows a front view of the drill bit in FIG. 1.

FIG. 4 shows a right side view of the drill bit in FIG. 1.

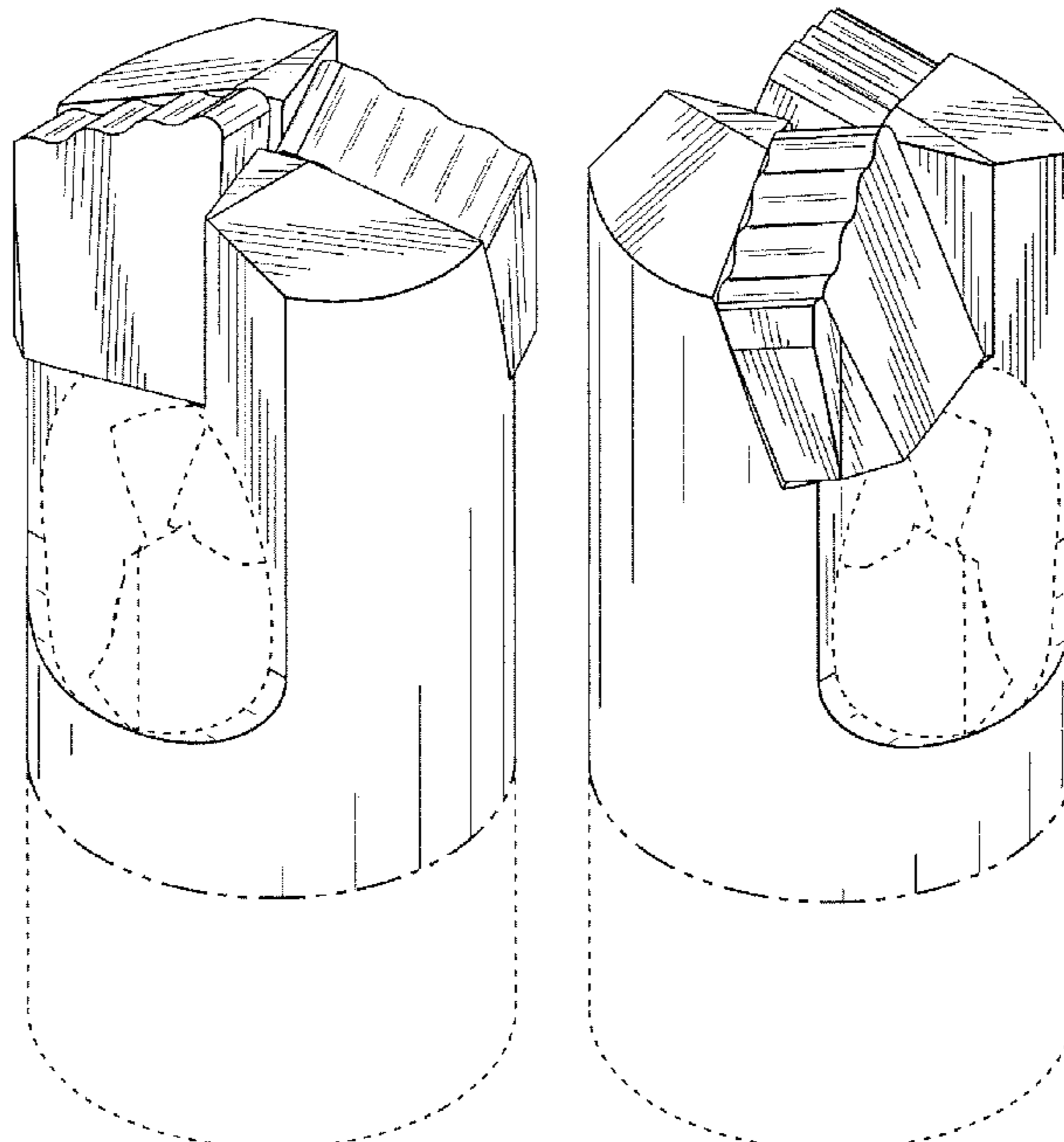
FIG. 5 shows a rear view of the drill bit in FIG. 1.

FIG. 6 shows a left side view of the drill bit in FIG. 1.

FIG. 7 shows a top view from the upper side of the drill bit in FIG. 1; and,

FIG. 8 shows a bottom view of the lower side of the drill bit in FIG. 1.

1 Claim, 4 Drawing Sheets



US D682,325 S

Page 2

U.S. PATENT DOCUMENTS

5,452,628	A *	9/1995	Montgomery et al.	76/108.2	D483,382	S	12/2003	Brady	
5,458,210	A *	10/1995	Sollami	175/420.1	6,684,968	B2 *	2/2004	Bise et al.	175/427
5,535,839	A	7/1996	Brady		D487,753	S	3/2004	Brady	
5,875,858	A	3/1999	Brady		6,915,867	B2 *	7/2005	Bise	175/420.1
D424,579	S	5/2000	Brady		6,966,393	B2	11/2005	Brady	
6,092,612	A	7/2000	Brady		D514,131	S	1/2006	Brady	
D430,578	S	9/2000	Brady		D524,333	S	7/2006	Brady	
6,145,606	A *	11/2000	Haga	175/420.1	7,100,714	B1 *	9/2006	Sollami	175/427
6,161,635	A	12/2000	Brady		D529,937	S	10/2006	Brady	
6,224,302	B1	5/2001	Cole		7,228,922	B1	6/2007	DeVall	
6,374,932	B1	4/2002	Brady		D574,403	S	8/2008	Brady	
6,427,782	B2	8/2002	Brady		D624,097	S *	9/2010	Kenny et al.	D15/139
6,595,305	B1 *	7/2003	Dunn et al.	175/420.1	8,002,054	B2 *	8/2011	Swope et al.	175/427
D483,042	S	12/2003	Brady		2002/0195280	A1 *	12/2002	Bise et al.	175/426

* cited by examiner

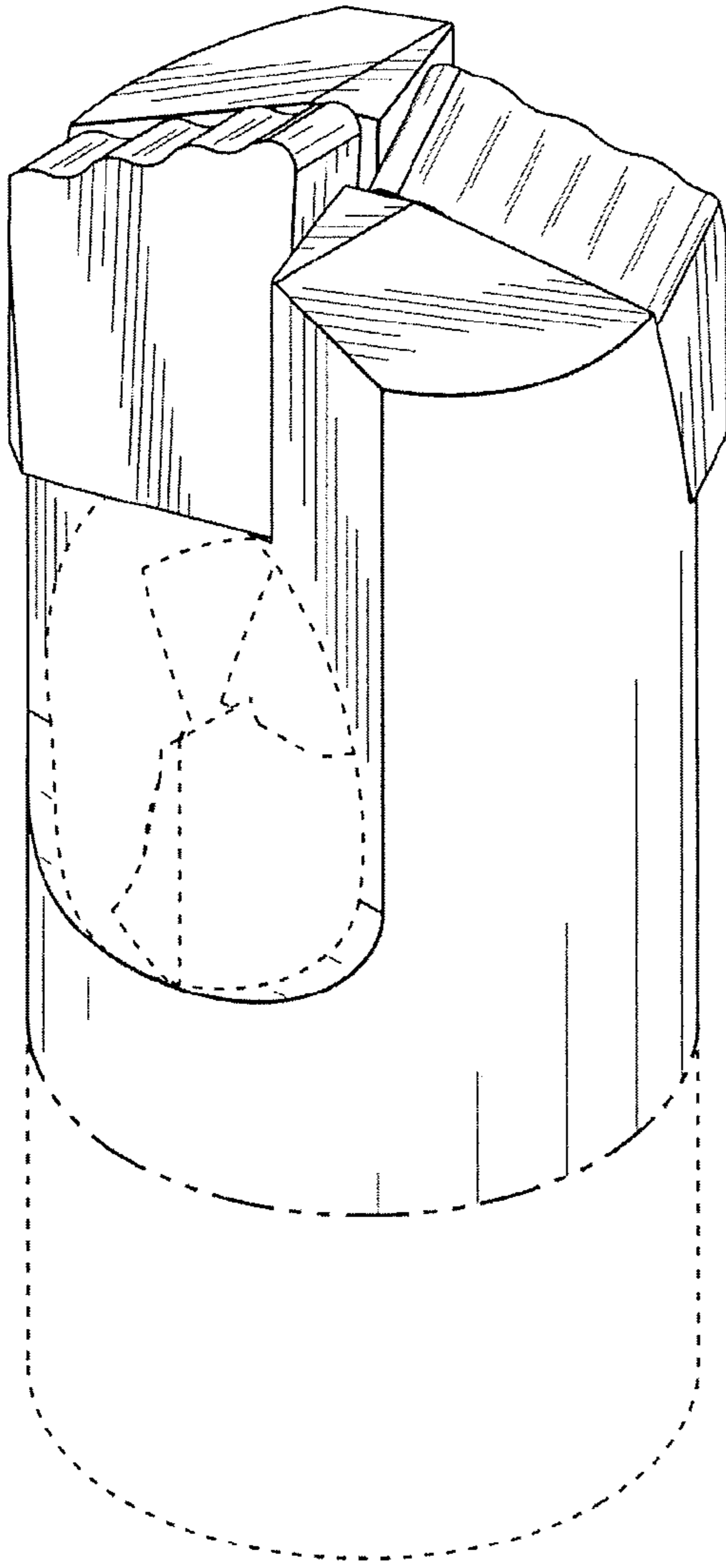


FIG. 1

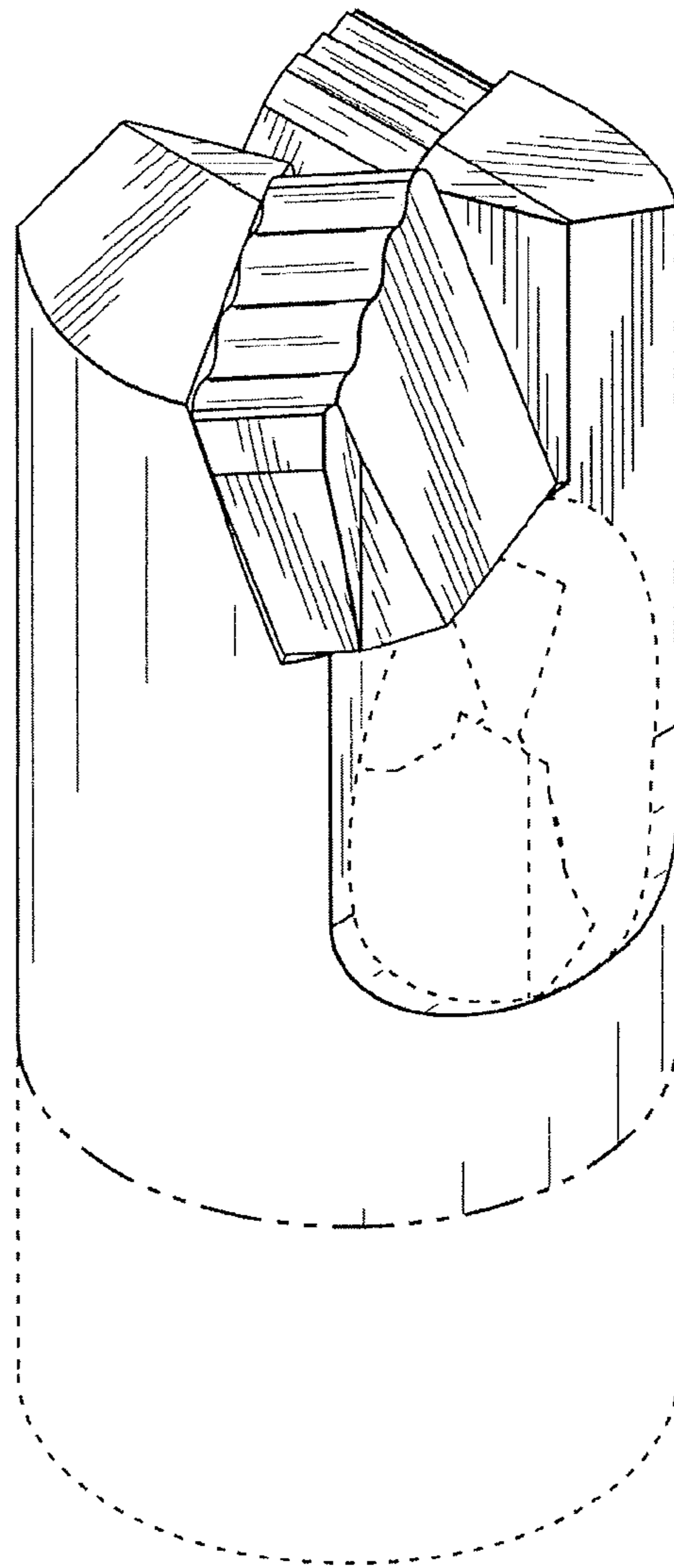


FIG. 2

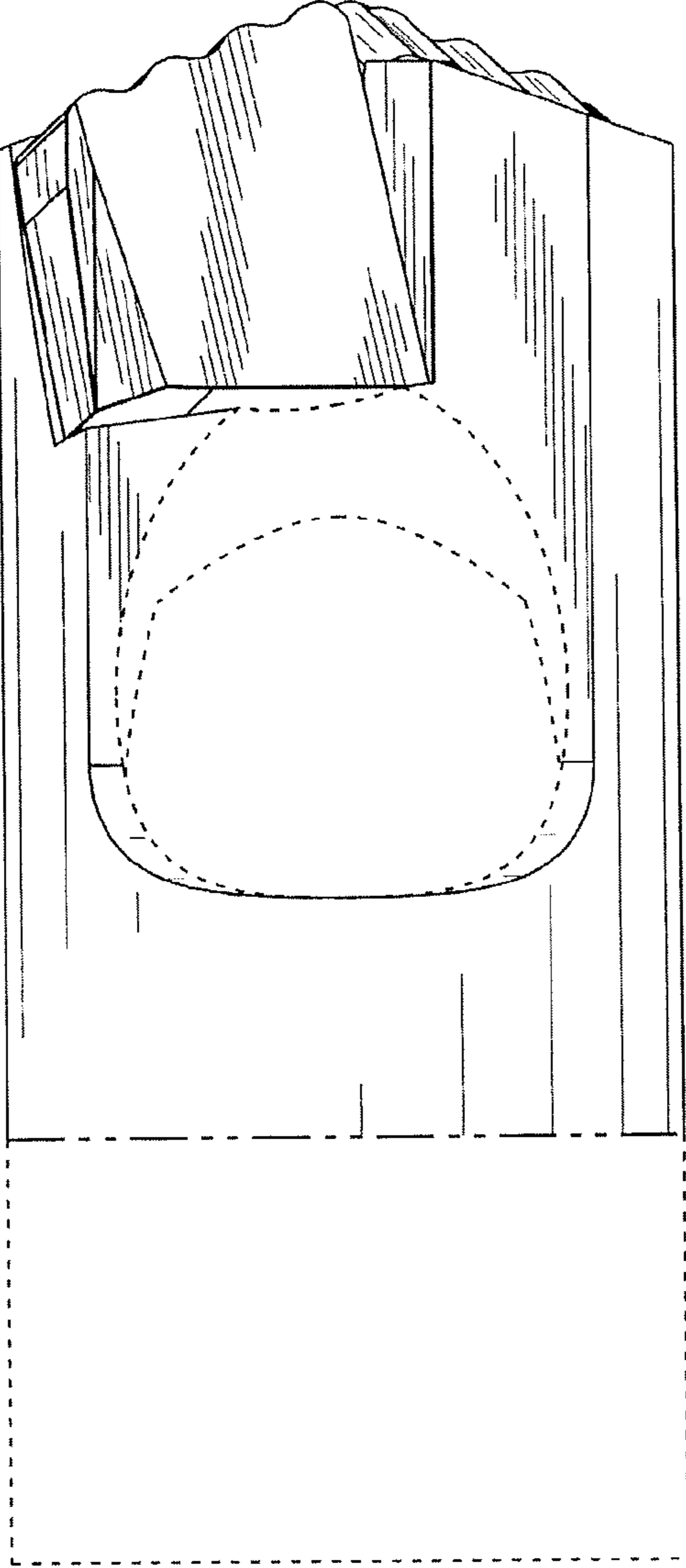


FIG. 3

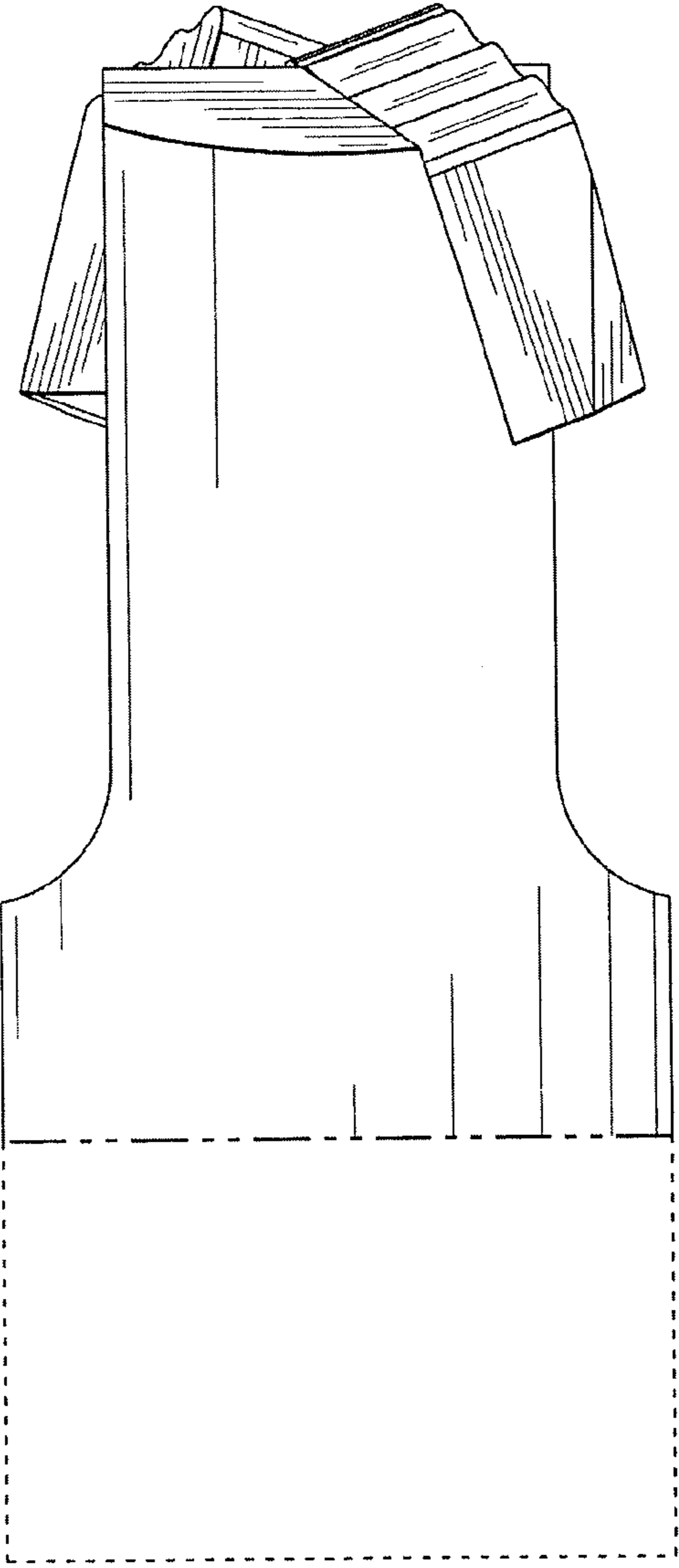


FIG. 4

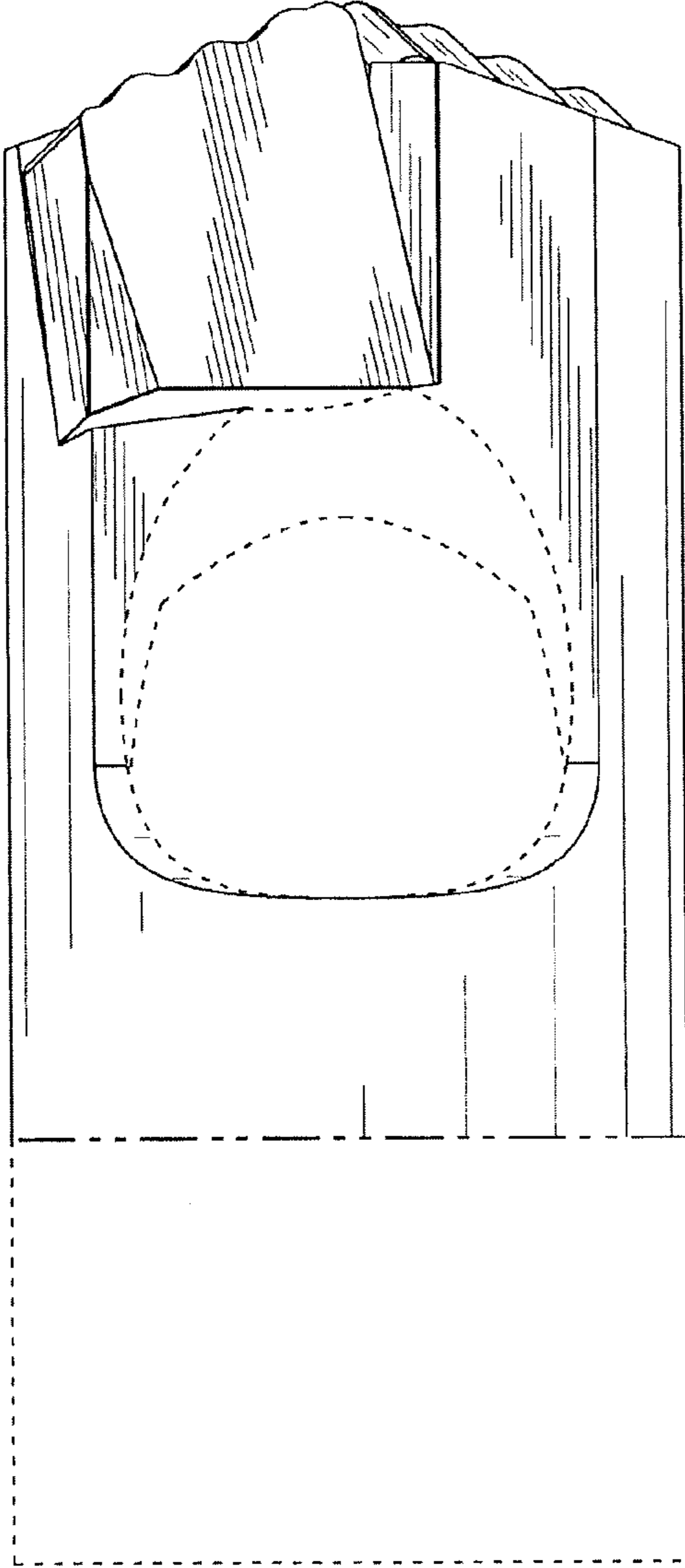


FIG. 5

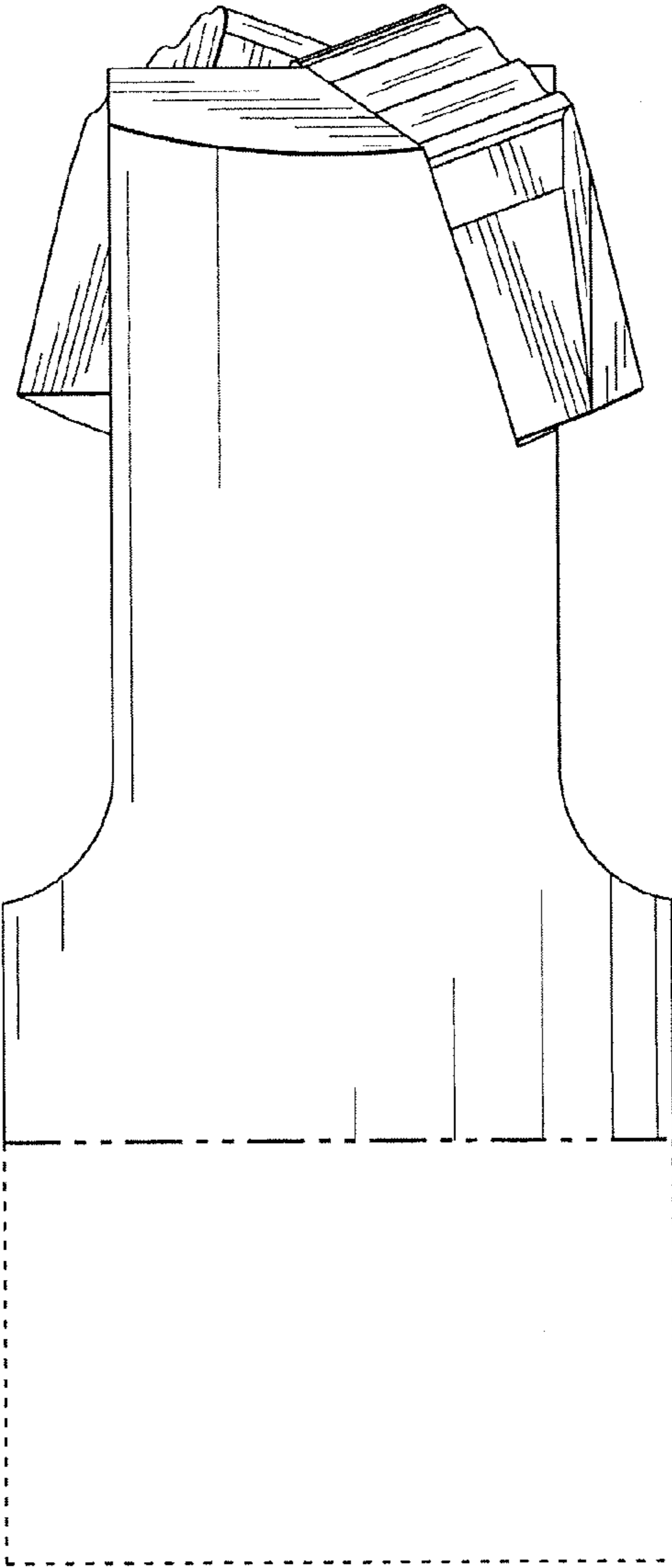


FIG. 6

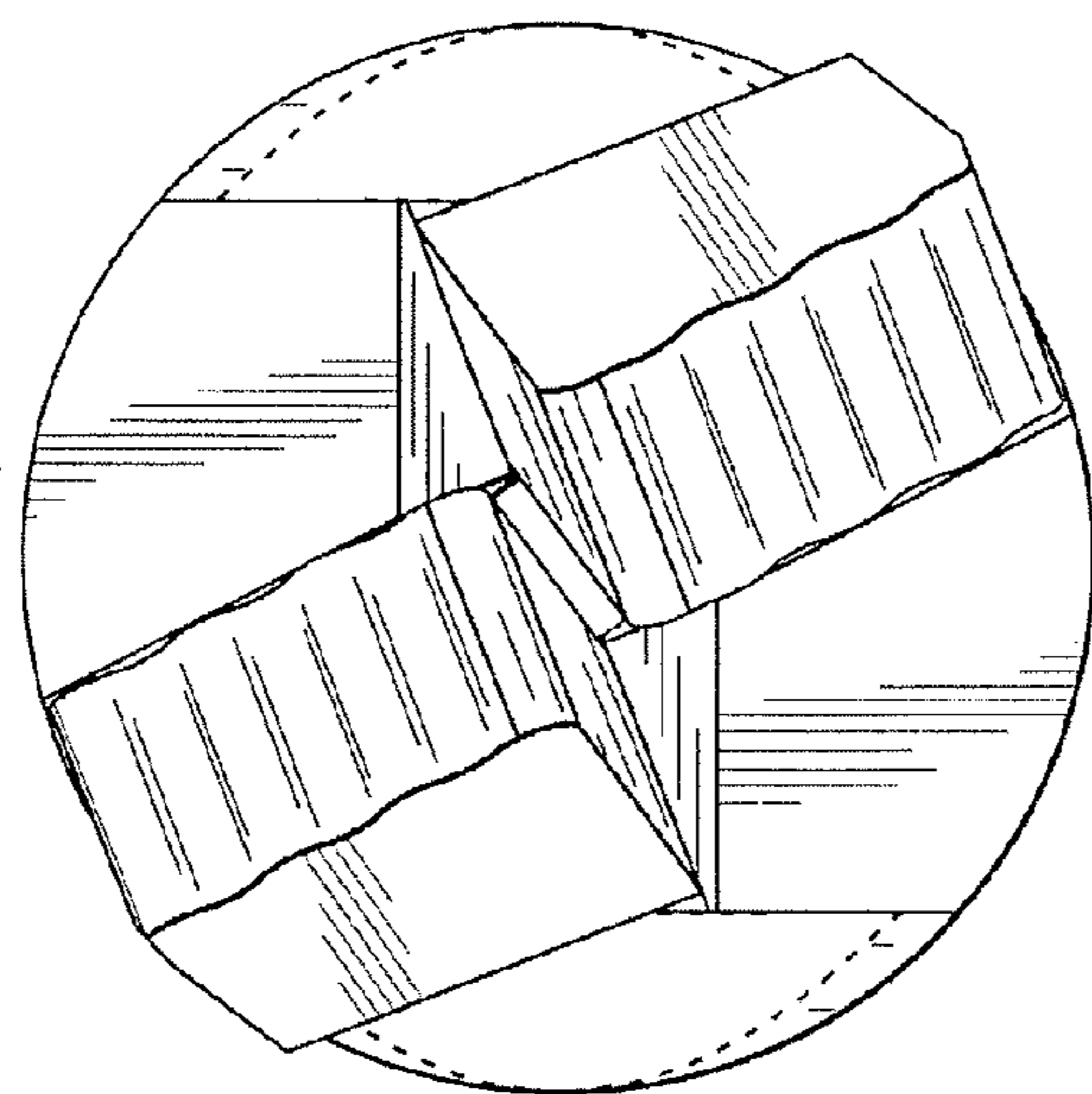


FIG. 7

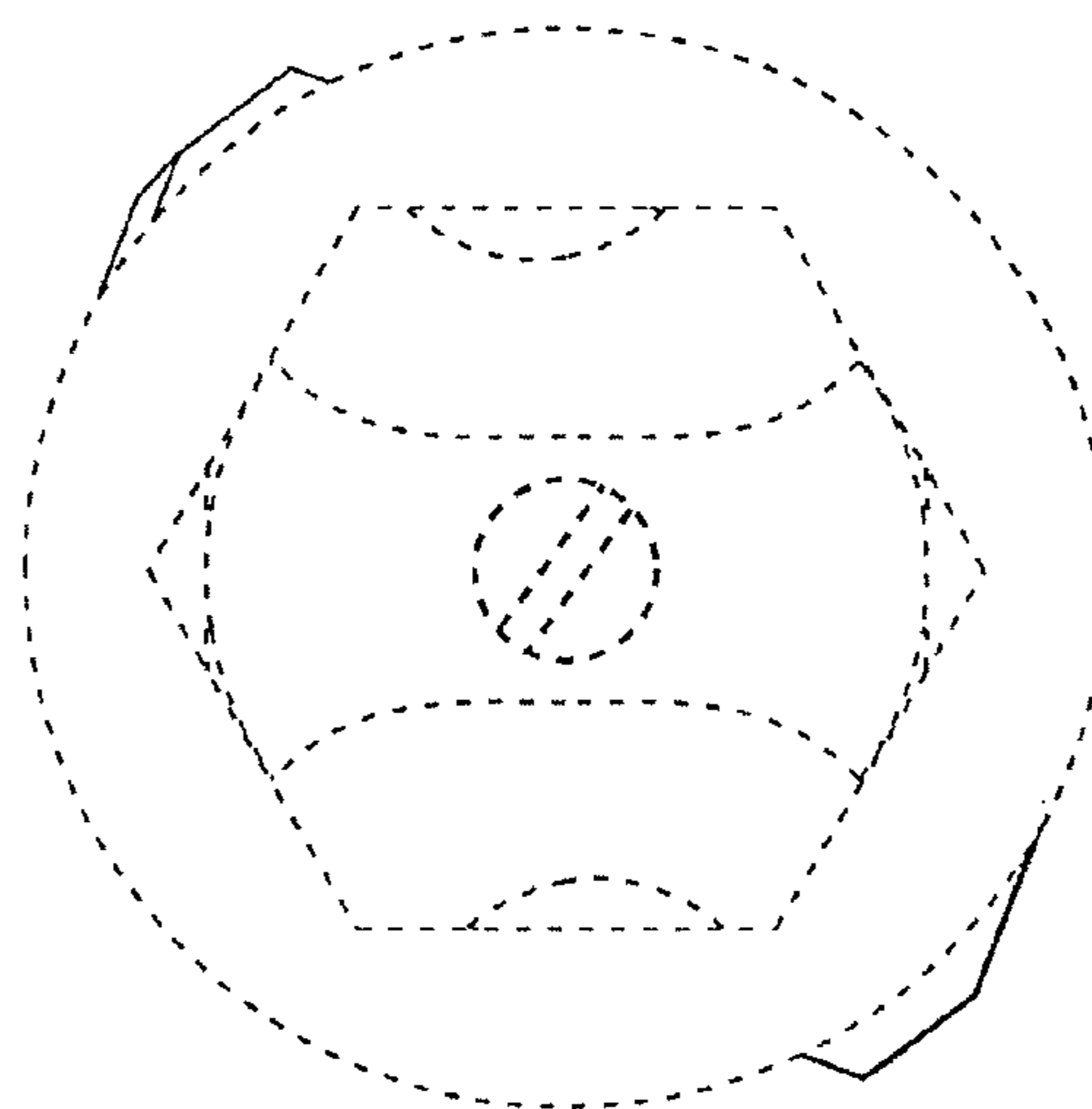


FIG. 8