



US00D682315S

(12) **United States Design Patent**  
**Voreis et al.**

(10) **Patent No.:** **US D682,315 S**  
(45) **Date of Patent:** **\*\* May 14, 2013**

- (54) **DISPLAY SCREEN WITH ICON**
- (75) Inventors: **Emily S. Voreis**, Bothell, WA (US); **Phoi Heng Lew**, Mill Creek, WA (US); **Christina Koehn**, Seattle, WA (US)
- (73) Assignee: **Microsoft Corporation**, Redmond, WA (US)
- (\*\*) Term: **14 Years**
- (21) Appl. No.: **29/413,874**
- (22) Filed: **Feb. 22, 2012**
- (51) **LOC (9) Cl.** ..... **14-04**
- (52) **U.S. Cl.**  
USPC ..... **D14/493**
- (58) **Field of Classification Search** ..... D14/487-495;  
D20/10-12, 22-23, 25, 27-29, 31-32, 34-36;  
715/810, 835-837, 839-840, 846-847  
See application file for complete search history.

7,185,316	B1 *	2/2007	Morris et al.	.....	717/116
D546,836	S *	7/2007	Armstrong et al.	.....	D14/495
D574,394	S *	8/2008	Armendariz et al.	.....	D14/487
D599,817	S *	9/2009	Mays	.....	D14/493
D621,411	S *	8/2010	Verfuert et al.	.....	D14/486
D622,286	S *	8/2010	Umezawa	.....	D14/493
D650,792	S *	12/2011	Pereira	.....	D14/488

**OTHER PUBLICATIONS**

1000 Icons, Symbols + Pictograms: Visual Communication for Every Language, Rockport Publishers, Gloucester, MA © 2006, p. 263.\*  
Pictograms: 99 icons for Mac OS X, Web Archive [online] Jun. 14, 2006 [retrieved on Apr. 24, 2008]. Retrieved from the Internet <URL: <http://web.archive.org/web/20060614063355/http://iconicon.net/images/sets/pictograms.jpg>>.\*

\* cited by examiner

*Primary Examiner* — Karen E Kearney  
(74) *Attorney, Agent, or Firm* — Banner & Witcoff, Ltd.

(57) **CLAIM**  
The ornamental design for a display screen with icon, as shown and described.

(56) **References Cited**

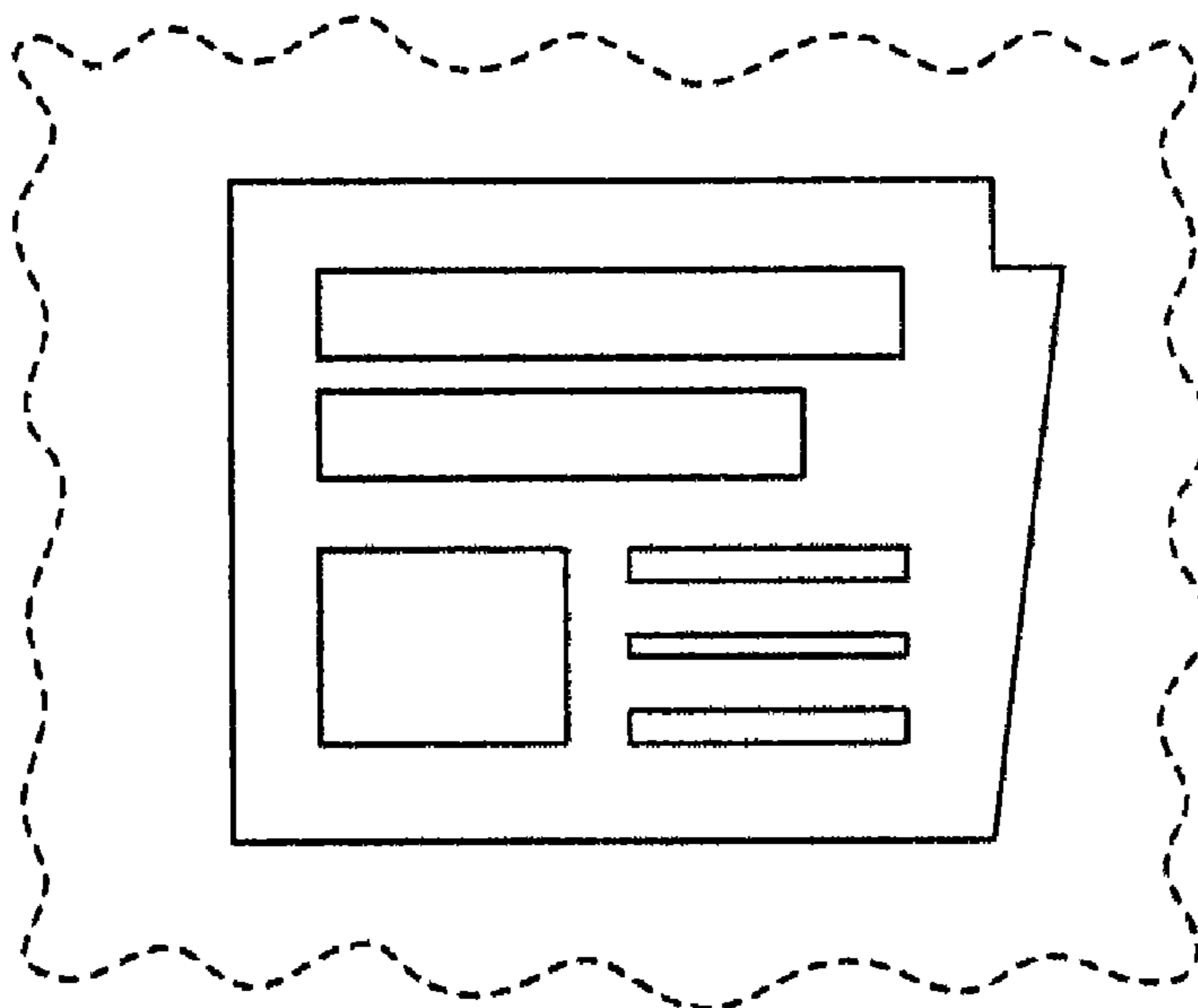
**U.S. PATENT DOCUMENTS**

D295,765	S *	5/1988	Wells-Papanek et al.	...	D14/489
D296,218	S *	6/1988	Wells-Papanek et al.	...	D14/493
D341,848	S *	11/1993	Bigelow et al.	.....	D18/27
5,481,667	A *	1/1996	Bieniek et al.	.....	715/709
D386,487	S *	11/1997	Thomas	.....	D14/493
D395,297	S *	6/1998	Cheng et al.	.....	D14/488
5,847,707	A *	12/1998	Hayashida	.....	715/835
D405,439	S *	2/1999	Mullin	.....	D14/486
D422,989	S *	4/2000	Herceg et al.	.....	D14/493
D422,990	S *	4/2000	Bright et al.	.....	D14/493
D434,422	S *	11/2000	Thomas et al.	.....	D14/493
D440,228	S *	4/2001	Schmidt et al.	.....	D14/493
D458,272	S *	6/2002	Lee	.....	D14/493
6,580,440	B1 *	6/2003	Wagner et al.	.....	715/762
6,613,101	B2 *	9/2003	Mander et al.	.....	715/273
D516,574	S *	3/2006	Ishida et al.	.....	D14/488
D529,921	S *	10/2006	Massa et al.	.....	D14/492

**DESCRIPTION**

FIG. 1 is a front view of a display screen with icon showing the new design;  
FIG. 2 is a front view of a display screen with icon showing an alternative embodiment of the new design;  
FIG. 3 is a front view of a display screen with icon of FIG. 1 shown on a device; and,  
FIG. 4 is a front view of a display screen with icon of FIG. 2 shown on a device.  
The broken line showing of the remainder of the display screen and the remainder of the device having the display screen in FIGS. 3-4 is for environmental purposes only and forms no part of the claimed design.

**1 Claim, 4 Drawing Sheets**



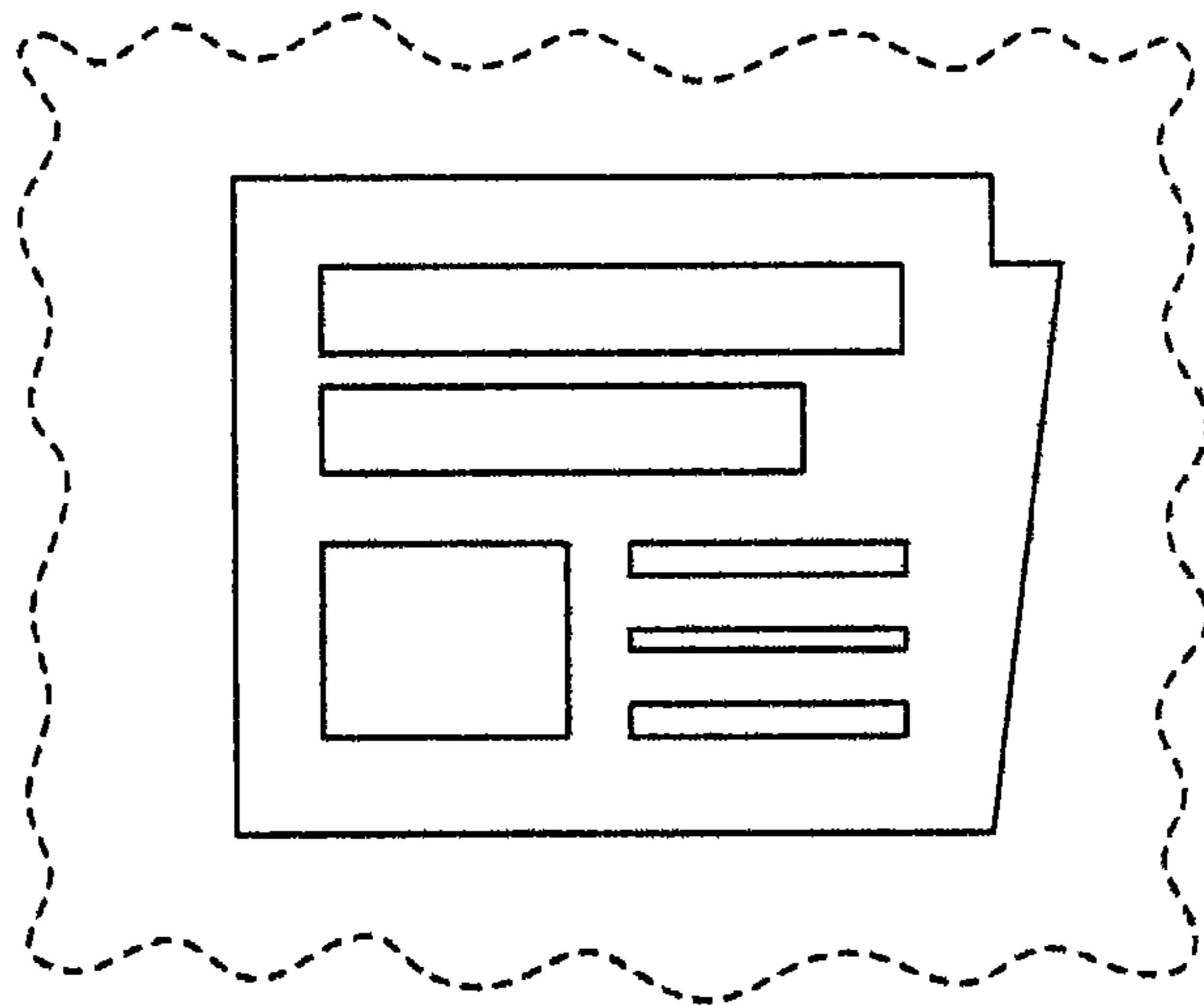


FIG. 1




FIG. 2

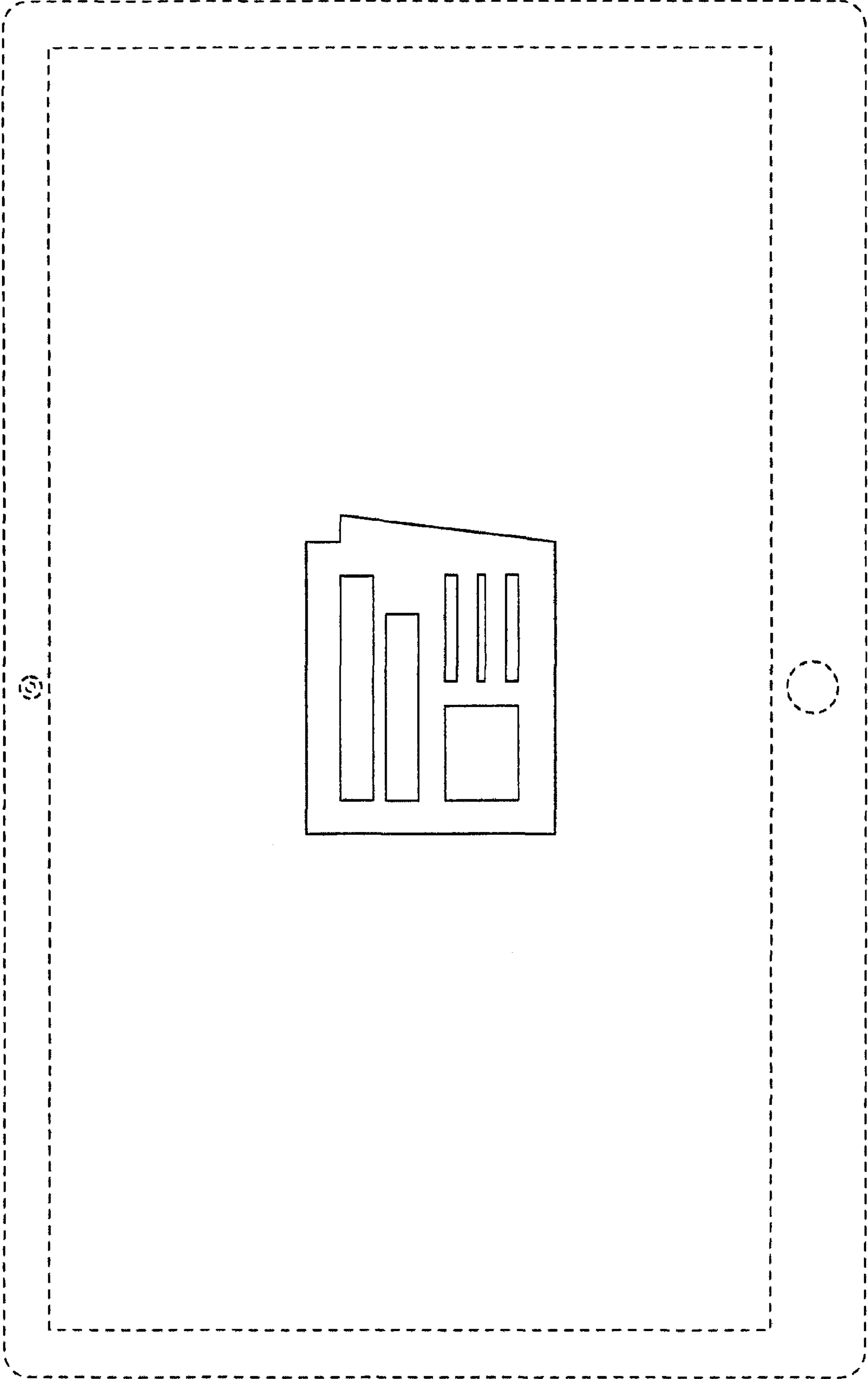


FIG. 3




FIG. 4