



US00D682273S

(12) **United States Design Patent**
Taunay da Graça Cuoto

(10) **Patent No.:** **US D682,273 S**

(45) **Date of Patent:** **** May 14, 2013**

(54) **CARD READER TERMINAL**
(71) Applicant: **Redecard S/A, Tamboré (BR)**
(72) Inventor: **Ana Luiza Taunay da Graça Cuoto,**
Jardim Botânico (BR)
(73) Assignee: **Redecard S/A, Tambore-Barueri, SP**
(BR)
(**) Term: **14 Years**

D436,585 S * 1/2001 Nuk et al. D14/155
D437,314 S * 2/2001 DeLeon D14/242
D458,923 S * 6/2002 Freitag et al. D14/314
D473,221 S * 4/2003 Gargani et al. D14/240
D497,318 S * 10/2004 Strand et al. D10/104.1
D515,574 S * 2/2006 Colburn D14/383
D518,035 S * 3/2006 Storti et al. D14/240
D549,708 S * 8/2007 Phillips et al. D14/435
D560,219 S * 1/2008 Yamakawa et al. D14/385
D586,813 S * 2/2009 Colburn D14/385
D587,706 S * 3/2009 Maiers et al. D14/356
D659,138 S * 5/2012 Hsu et al. D14/385
D663,300 S * 7/2012 Kim et al. D14/407

(21) Appl. No.: **29/438,354**

* cited by examiner

(22) Filed: **Nov. 29, 2012**

Primary Examiner — Austin Murphy

(30) **Foreign Application Priority Data**

(74) *Attorney, Agent, or Firm* — Kilpatrick Townsend & Stockton LLP

Jun. 27, 2012 (BR) 3020120032059

(51) **LOC (9) Cl.** **14-02**

(57) **CLAIM**

(52) **U.S. Cl.**
USPC **D14/385**

The ornamental design for the card reader terminal, as shown and described.

(58) **Field of Classification Search** D14/356–358,
D14/383–385, 420, 426, 427, 432–439, 447,
D14/453, 454, 217, 253, 299; D13/107,
D13/108, 133, 146, 147, 152, 154, 156, 158,
D13/162, 162.1, 168, 173, 177, 102; 235/441,
235/451, 492, 380, 439, 375; 361/679.31,
361/600, 679.01, 679.02

DESCRIPTION

See application file for complete search history.

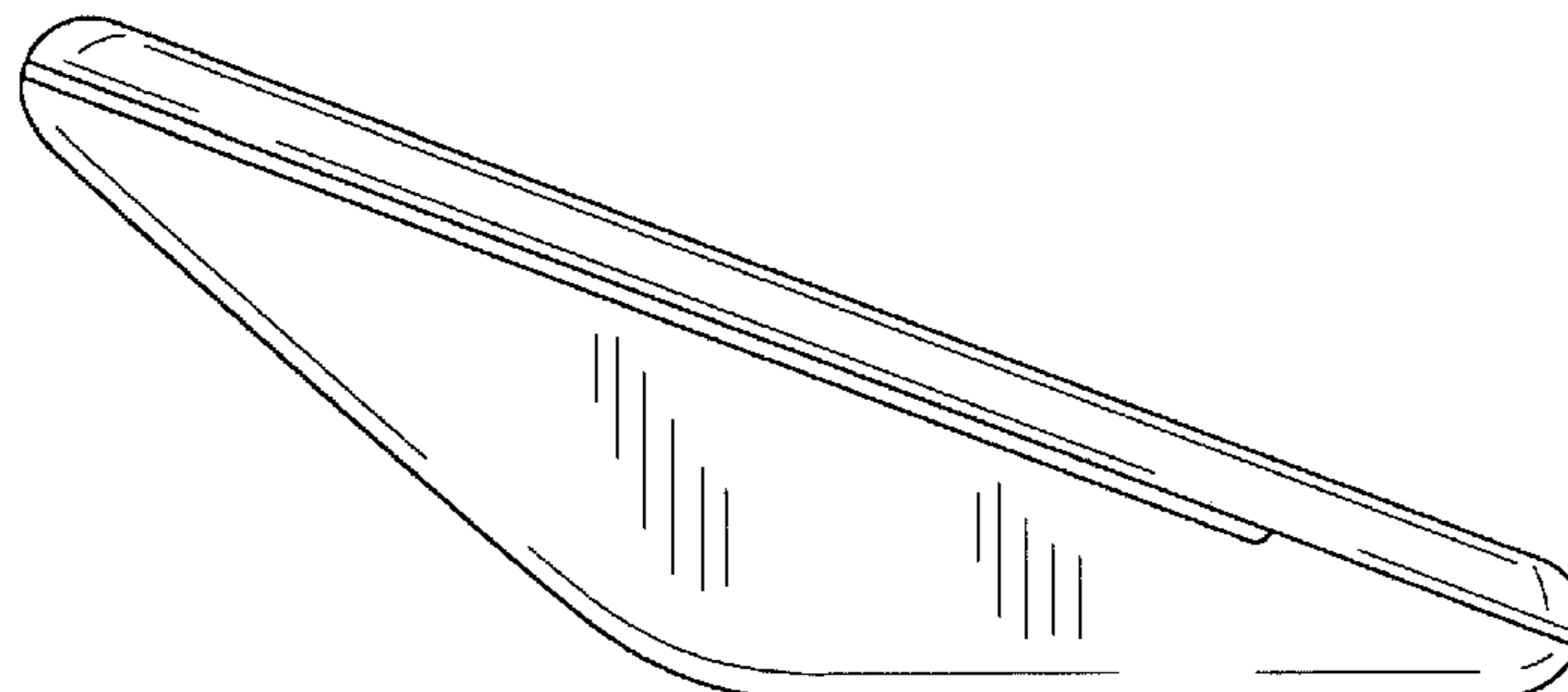
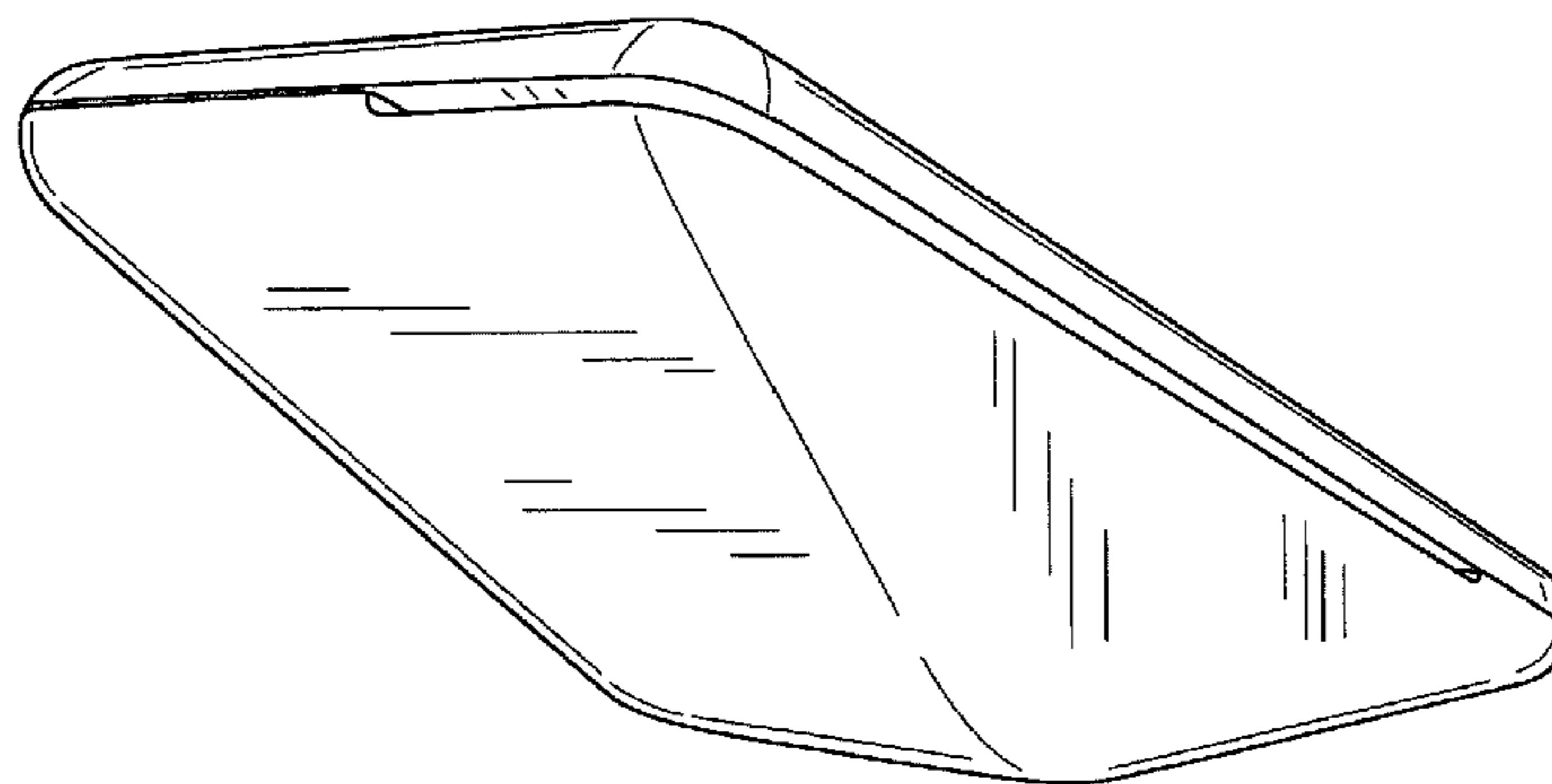
FIG. 1 is a perspective view of the card reader terminal from the front;
FIG. 2 is a perspective view from the rear;
FIG. 3 is a bottom view;
FIG. 4 is an underside view;
FIG. 5 is a view from one side;
FIG. 6 is a view from the opposite side;
FIG. 7 is a front view; and,
FIG. 8 is a rear view.

(56) **References Cited**

U.S. PATENT DOCUMENTS

D341,567 S * 11/1993 Acker et al. D13/110
D417,668 S * 12/1999 Tanaka D14/214

1 Claim, 7 Drawing Sheets



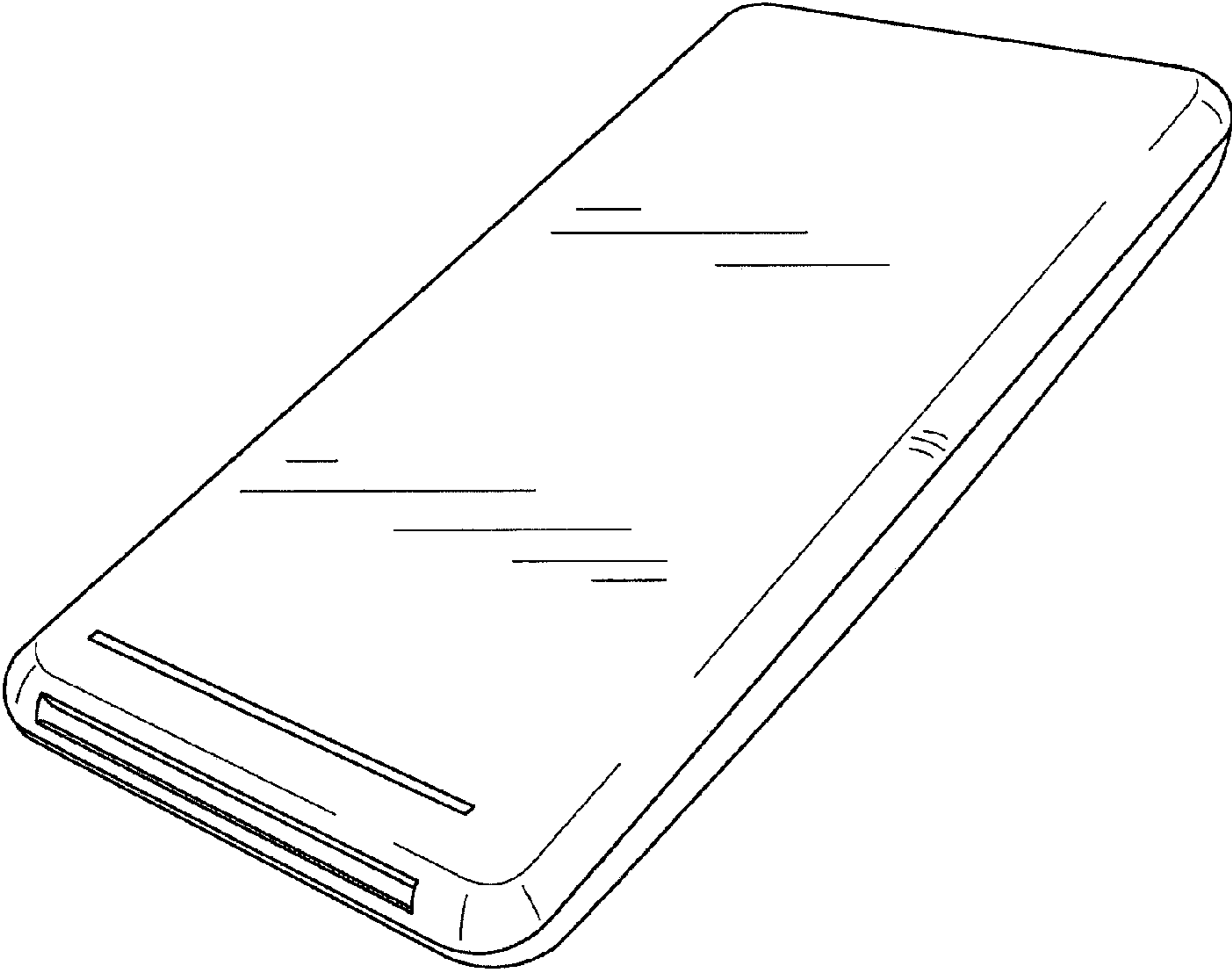


FIG.1

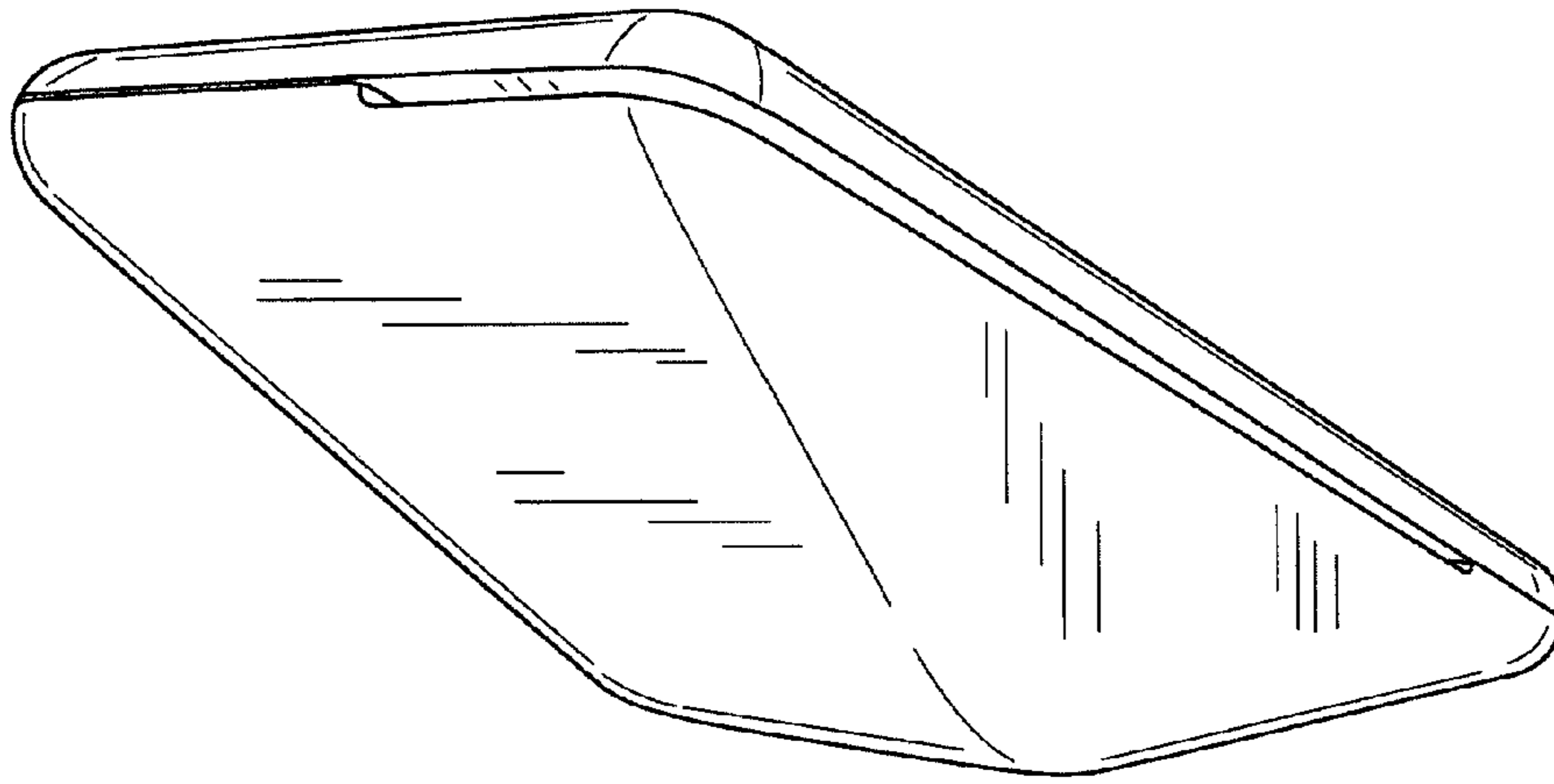


FIG.2




FIG.3




FIG.4

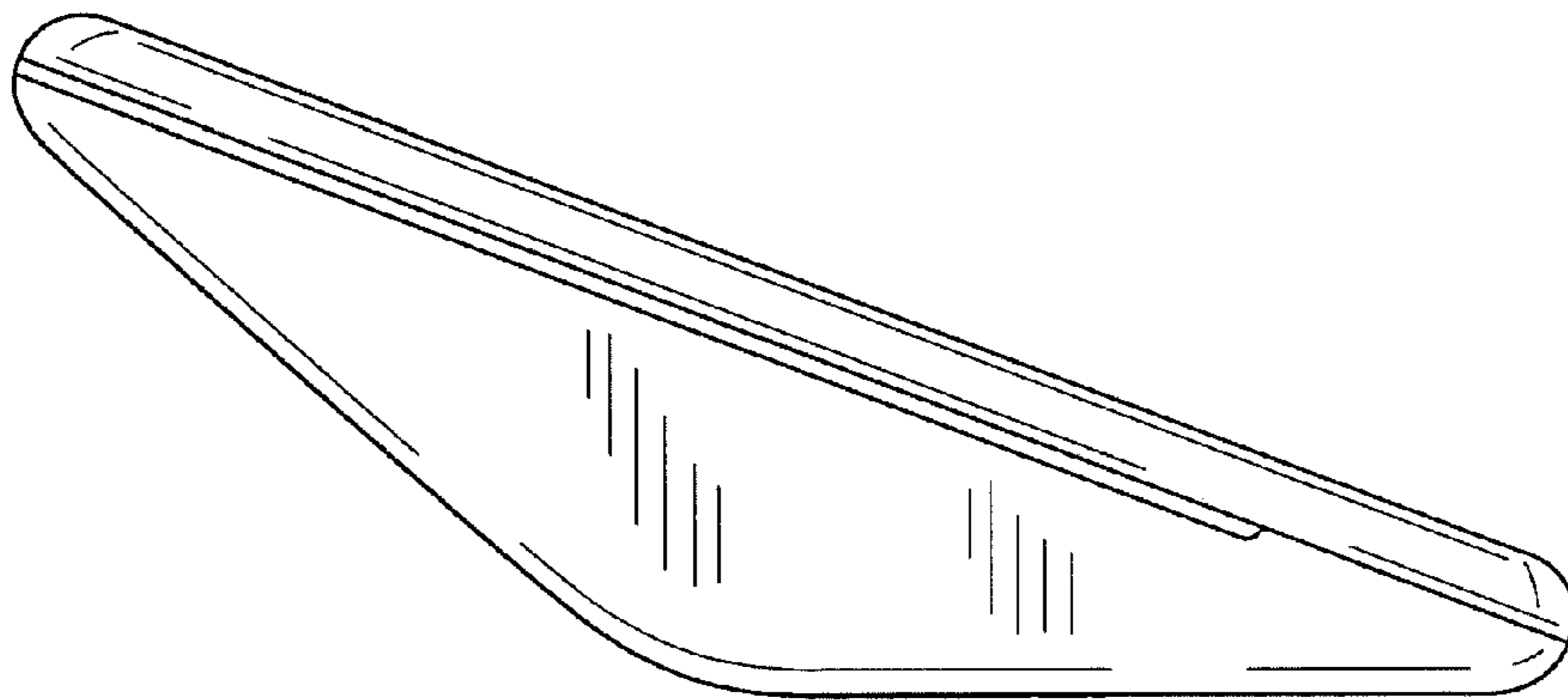


FIG.5

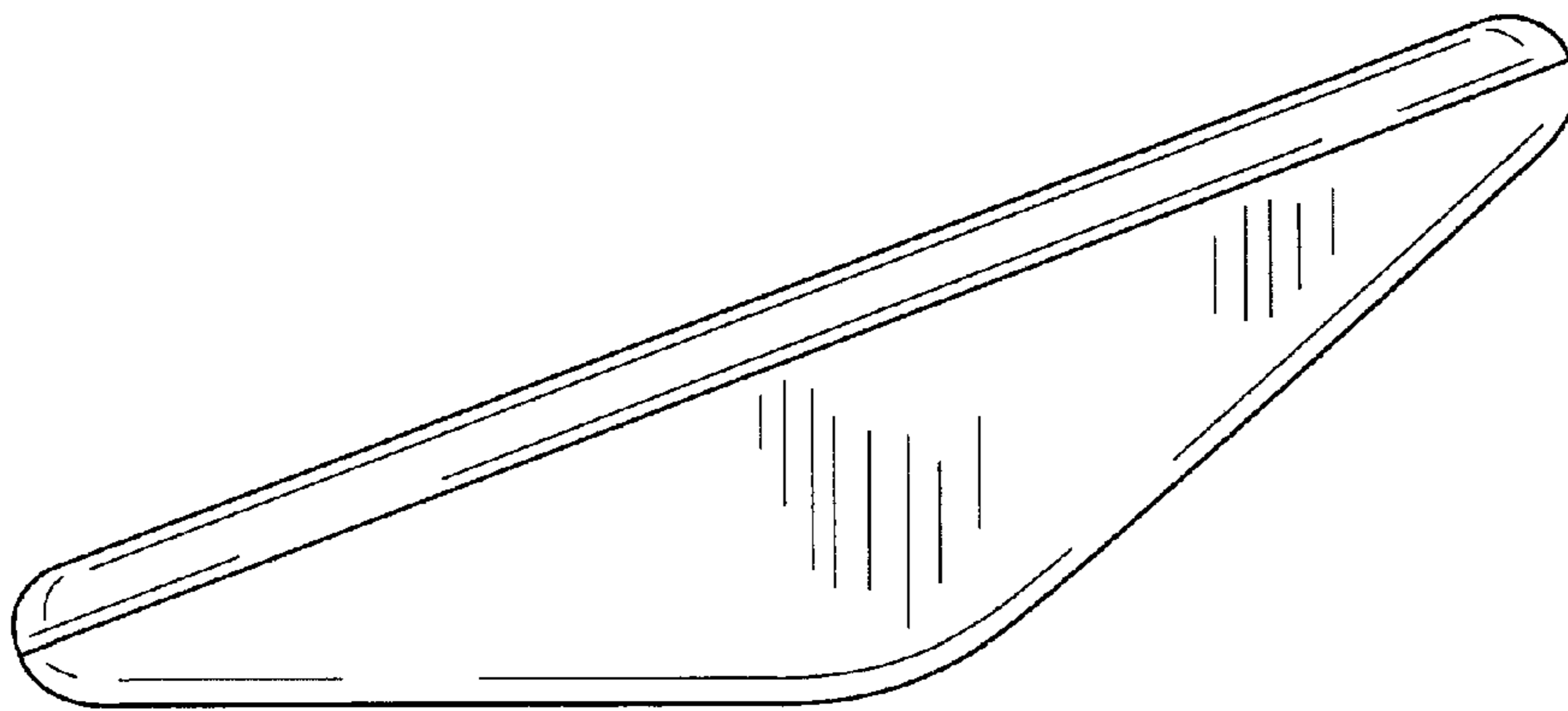


FIG.6




FIG.7

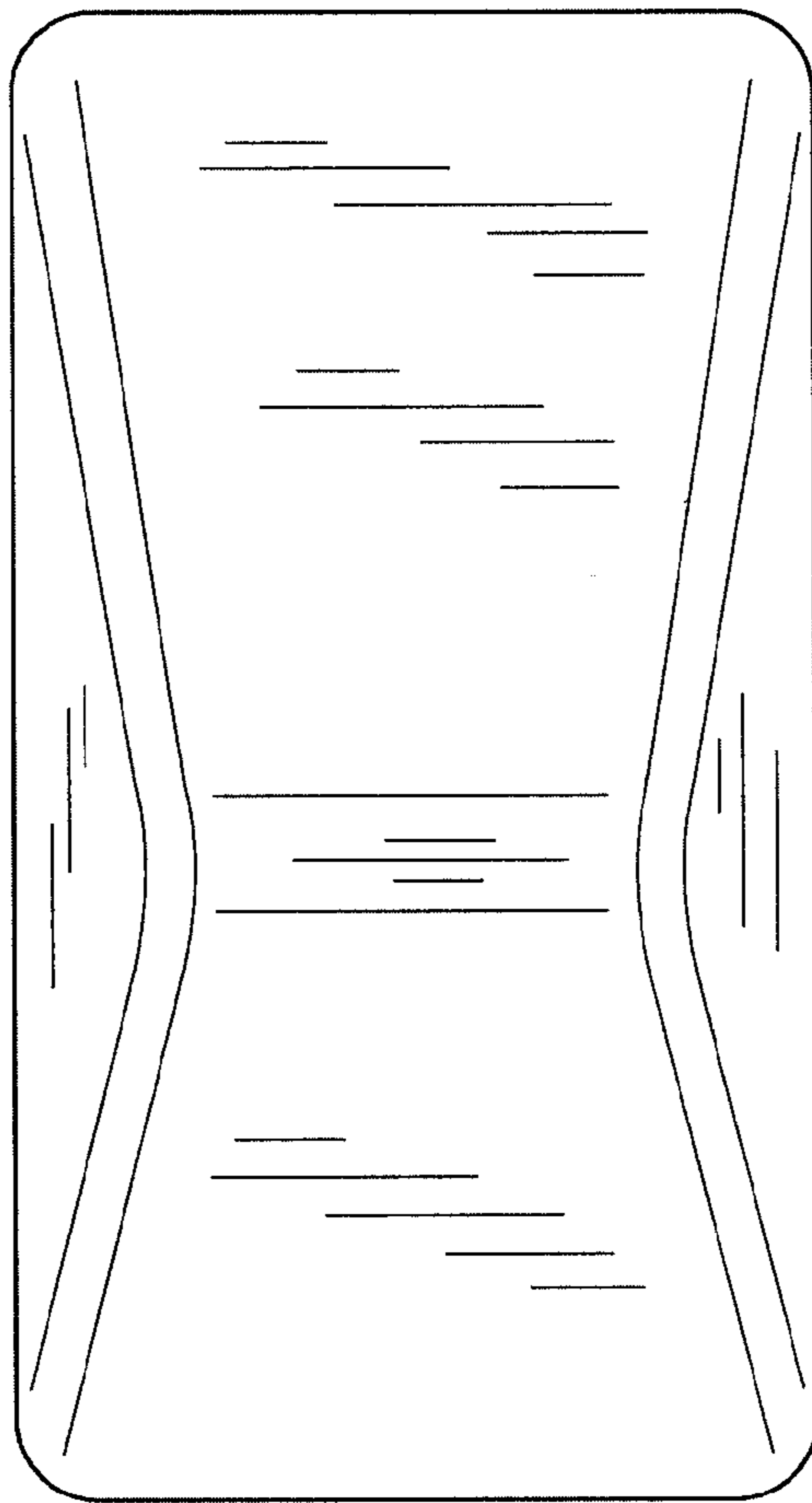


FIG.8