



US00D682253S

(12) **United States Design Patent**
Euler

(10) **Patent No.:** **US D682,253 S**

(45) **Date of Patent:** **** May 14, 2013**

(54) **PLEAT HEADPHONE**

(75) **Inventor:** **Maria Von Euler**, Stockholm (SE)

(73) **Assignee:** **Zound Industries International AB**,
Stockholm (SE)

(**) **Term:** **14 Years**

(21) **Appl. No.:** **29/413,765**

(22) **Filed:** **Feb. 21, 2012**

(30) **Foreign Application Priority Data**

Nov. 8, 2011 (EM) 001290415

(51) **LOC (9) Cl.** **14-01**

(52) **U.S. Cl.**
USPC **D14/205**

(58) **Field of Classification Search** D14/205,
D14/206, 223; D29/112; 2/209; 181/129,
181/130, 135; 379/430, 431; 381/380, 381
See application file for complete search history.

(56) **References Cited**

U.S. PATENT DOCUMENTS

- 1,988,880 A * 1/1935 Strouse 128/866
- 2,314,782 A * 3/1943 Goretsky 2/209
- 2,437,049 A * 3/1948 Salisbury et al. 128/866
- 3,311,921 A * 4/1967 Helm 2/421
- 3,454,964 A * 7/1969 Brinkhoff 2/209
- 3,505,684 A * 4/1970 Hutchinson et al. 2/209
- D300,133 S * 3/1989 Daidoh et al. D14/205

- 5,887,286 A * 3/1999 Waldron 2/209
- 7,020,902 B1 * 4/2006 Tyler 2/209
- D544,464 S * 6/2007 Lee D14/205
- D549,688 S * 8/2007 Suzuki D14/205
- D573,581 S * 7/2008 Gondo et al. D14/205
- D641,725 S * 7/2011 Chong et al. D14/205
- D648,318 S * 11/2011 Huang D14/206
- D654,471 S * 2/2012 Fischer D14/206
- D662,080 S * 6/2012 Carr et al. D14/205
- D663,717 S * 7/2012 Hutchieson D14/206
- D666,579 S * 9/2012 Hou D14/205

* cited by examiner

Primary Examiner — Paula Greene

(74) *Attorney, Agent, or Firm* — Capitol City TechLaw

(57) **CLAIM**

The ornamental design for a pleat headphone, as shown and described.

DESCRIPTION

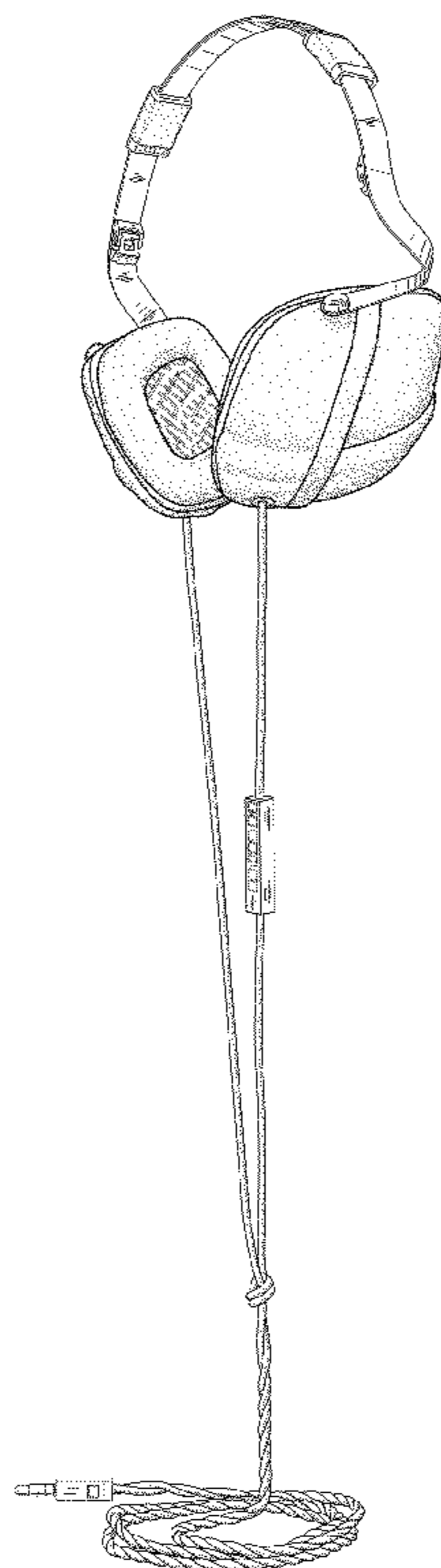
FIG. 1 is a perspective view of a pleat headphone showing my new design, the opposite perspective view being a minor image;

FIG. 2 is an enlarged perspective view thereof, the cord being partially drawn for ease of illustration; and,

FIG. 3 is an enlarged right side view thereof.

In FIGS. 1 and 2, the broken lines showing the term MOLAMI form no part of the claimed design.

1 Claim, 3 Drawing Sheets



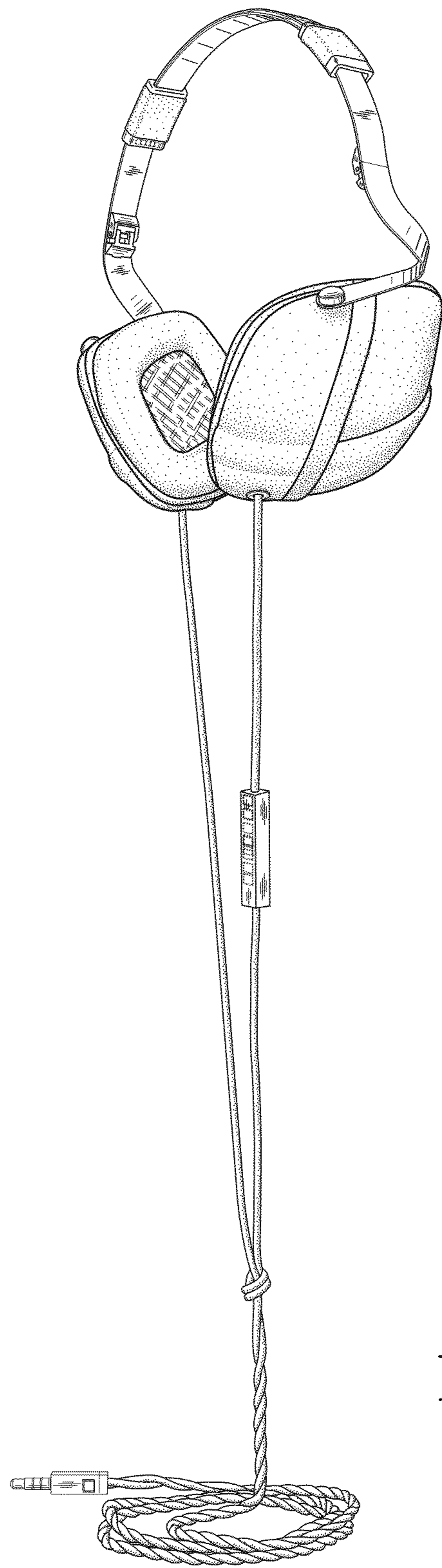


Fig. 1

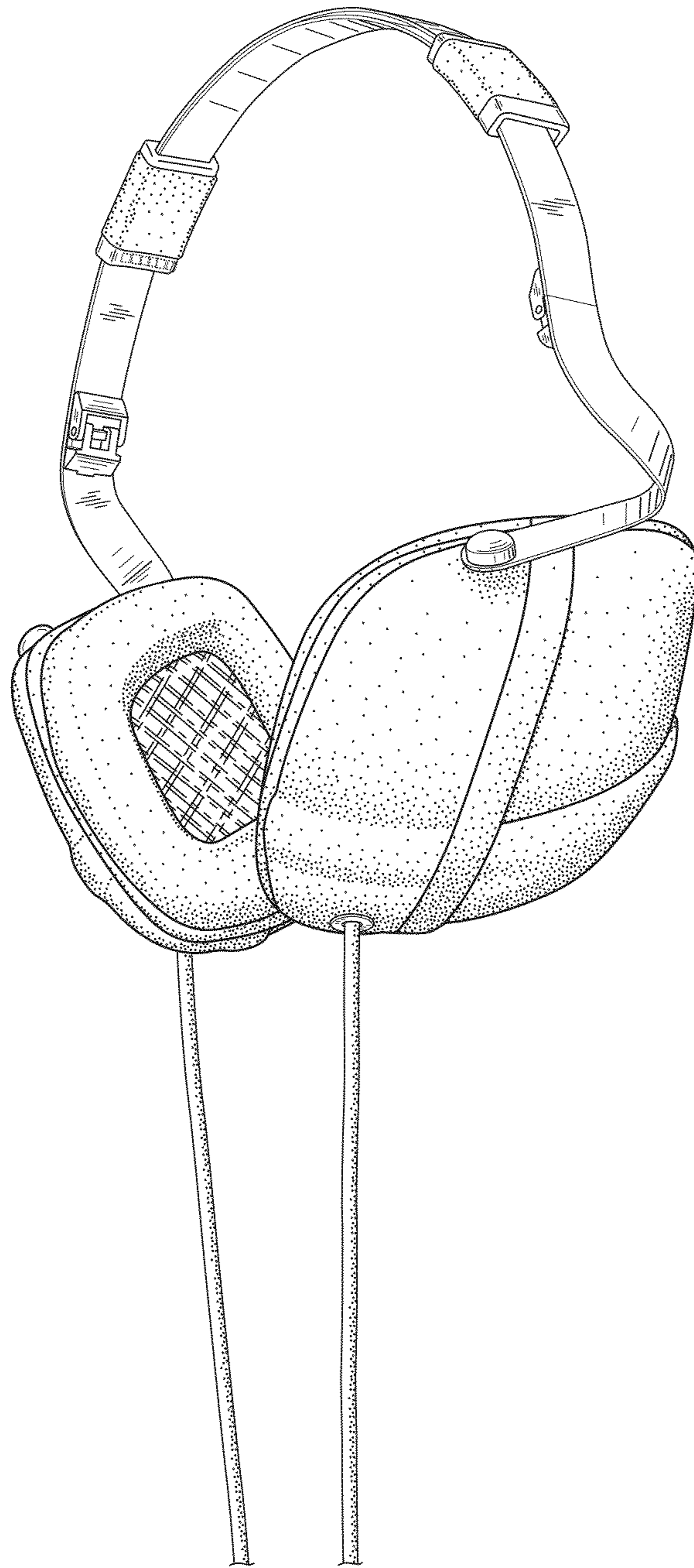


Fig. 2

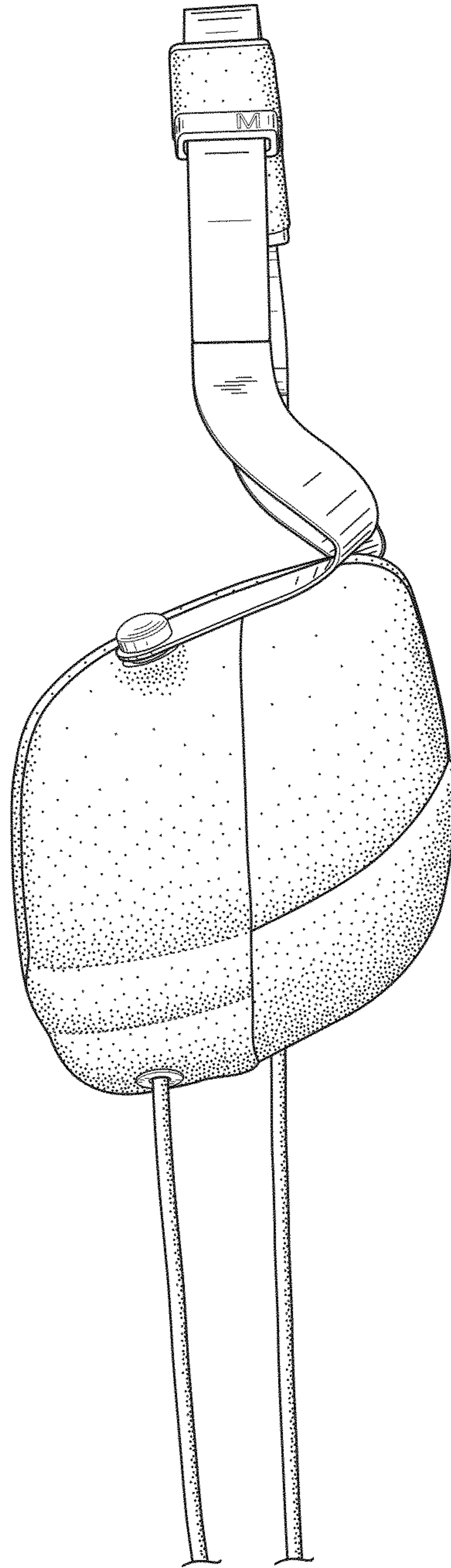


Fig. 3