



US00D682250S

(12) **United States Design Patent**  
**Mattioli**

(10) **Patent No.:** **US D682,250 S**

(45) **Date of Patent:** **\*\* May 14, 2013**

(54) **AMPLIFIER**

(75) Inventor: **Gabriele Mattioli**, Reggio Emilia (IT)

(73) Assignee: **RCF S.p.A.**, Reggio Emilia (IT)

(\*\*) Term: **14 Years**

(21) Appl. No.: **29/403,890**

(22) Filed: **Oct. 12, 2011**

(30) **Foreign Application Priority Data**

Aug. 31, 2011 (EM) ..... 001910654-0002

(51) **LOC (9) Cl.** ..... **14-01**

(52) **U.S. Cl.**  
USPC ..... **D14/172**

(58) **Field of Classification Search** ..... D14/162,  
D14/163, 167, 168, 170–172, 191, 204–218,  
D14/265, 496, 129; 181/143, 144, 147, 148,  
181/150–153, 157, 198, 199; 381/300–303,  
381/306, 332, 333, 336, 345, 361–364, 386–388  
See application file for complete search history.

(56) **References Cited**

**U.S. PATENT DOCUMENTS**

4,700,395 A \* 10/1987 Long ..... 381/334  
4,805,729 A \* 2/1989 Wascom ..... 181/144

D315,736 S \* 3/1991 Takagi ..... D14/194  
D412,705 S \* 8/1999 Laiacona et al. .... D14/172  
D521,494 S \* 5/2006 Koskinen et al. .... D14/214  
D529,019 S \* 9/2006 Lim ..... D14/172  
D542,777 S \* 5/2007 Sato ..... D14/215  
D554,106 S \* 10/2007 Gan et al. .... D14/214  
D558,737 S \* 1/2008 Poandl ..... D14/214  
D561,161 S \* 2/2008 Cho ..... D14/506

\* cited by examiner

*Primary Examiner* — Prabhakar Deshmukh

(74) *Attorney, Agent, or Firm* — Pearne & Gordon LLP

(57) **CLAIM**

The ornamental design for an amplifier, as shown and described.

**DESCRIPTION**

FIG. 1 is a front-left perspective view of an amplifier, showing my new design;

FIG. 2 is a left side elevational view thereof;

FIG. 3 is a front elevational view thereof;

FIG. 4 is a right side elevational view thereof;


FIG. 5 is a back elevational view thereof;

FIG. 6 is a top plan view thereof; and,

FIG. 7 is a bottom plan view thereof.

The material shown in broken lines is for illustrative purposes only and forms no part of the claimed design.

**1 Claim, 7 Drawing Sheets**






Fig. 1




Fig. 2




Fig. 3




Fig. 4

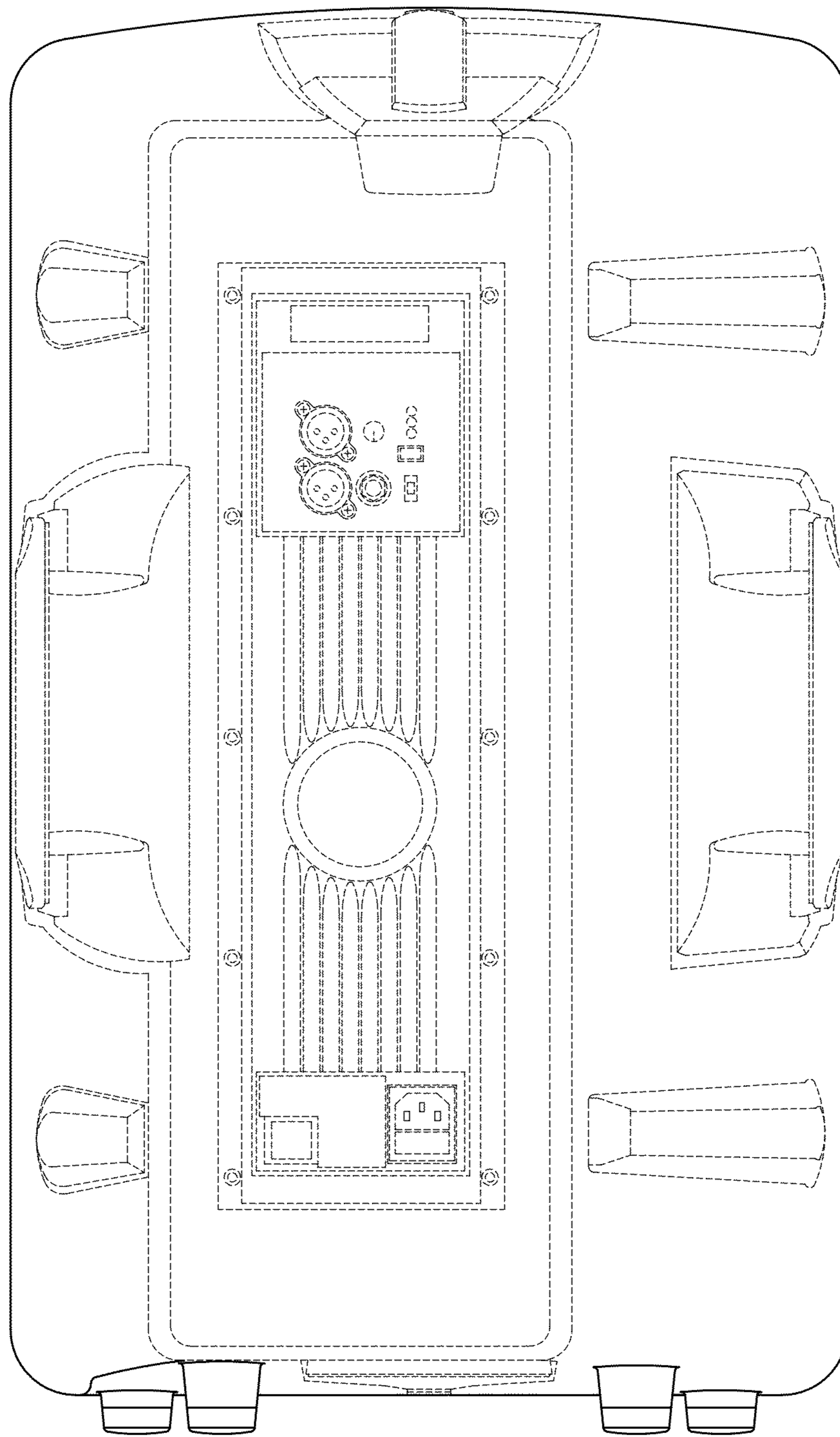


Fig.5

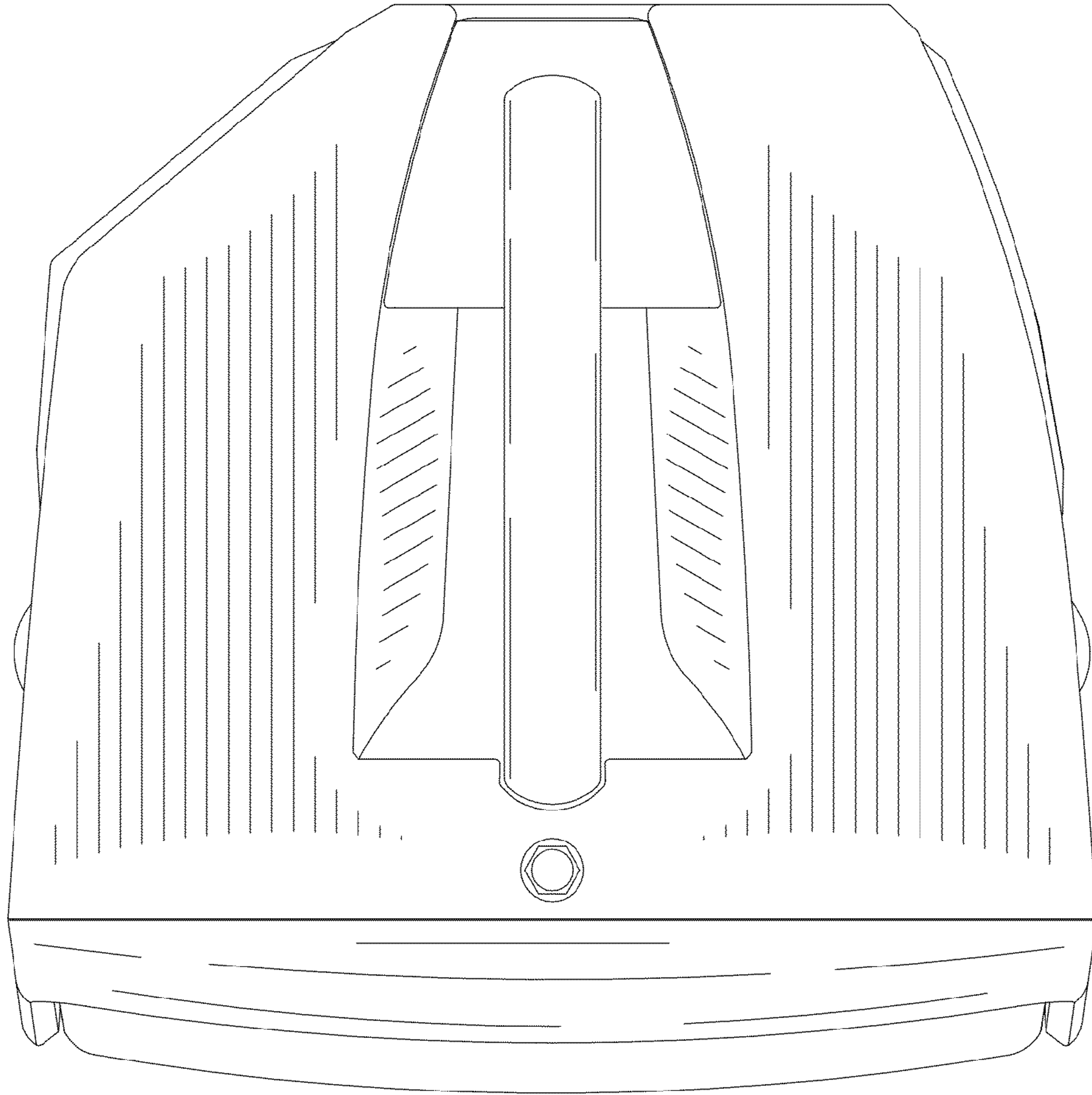


Fig. 6

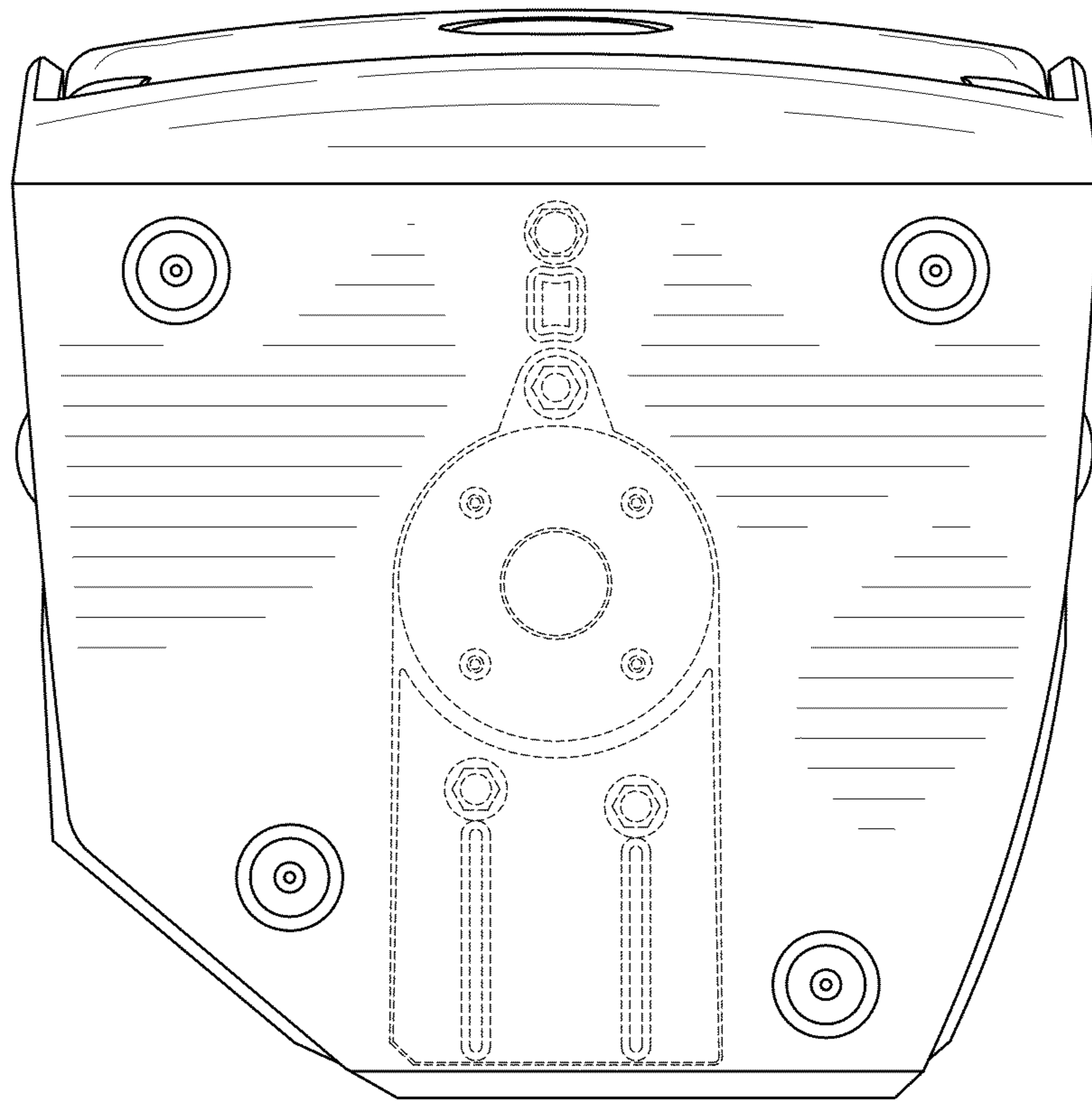


Fig.7