



US00D682235S

(12) **United States Design Patent**  
**Lee et al.**

(10) **Patent No.:** **US D682,235 S**  
(45) **Date of Patent:** **\*\* May 14, 2013**

(54) **TELEVISION RECEIVER**

(56) **References Cited**

(75) Inventors: **Yongho Lee**, Seoul (KR); **Kyongtae Han**, Gyeonggi-do (KR); **Areum Kwon**, Seoul (KR)  
(73) Assignee: **LG Electronics Inc.**, Seoul (KR)  
(\*\*) Term: **14 Years**

U.S. PATENT DOCUMENTS

D616,400	S	*	5/2010	Lee et al.	.....	D14/126
D618,640	S	*	6/2010	Won et al.	.....	D14/126
D620,901	S	*	8/2010	Won et al.	.....	D14/126
D624,512	S	*	9/2010	Kim et al.	.....	D14/126
D635,976	S	*	4/2011	Lee et al.	.....	D14/374
D639,256	S	*	6/2011	Lee et al.	.....	D14/126
D646,243	S	*	10/2011	Honda	.....	D14/126
D658,613	S	*	5/2012	Lee et al.	.....	D14/126

\* cited by examiner

(21) Appl. No.: **29/423,822**

*Primary Examiner* — Raphael Barkai

(22) Filed: **Jun. 5, 2012**

(74) *Attorney, Agent, or Firm* — Birch, Stewart, Kolasch & Birch, LLP

(30) **Foreign Application Priority Data**

Dec. 6, 2011 (KR) ..... 30-2011-0051783

(51) **LOC (9) Cl.** ..... **14-03**

(52) **U.S. Cl.**  
USPC ..... **D14/126**

(58) **Field of Classification Search** ..... D14/125–134,  
D14/239, 371, 374–377; 312/7.2; 341/12;  
248/917–924; 345/104, 133, 156, 168, 87,  
345/173; 720/605, 669, 600, 655; 369/99,  
369/197; 455/344, 347; D21/329, 515, 577,  
D21/622, 333, 433, 448, 452, 450, 331; D6/477,  
D6/479, 300; 273/148 B; 446/484, 175,  
446/356; D10/15, 26

See application file for complete search history.

(57) **CLAIM**

The ornamental design for a television receiver, as shown and described.

**DESCRIPTION**

FIG. 1 is a perspective view of a television receiver showing our new design;  
FIG. 2 is a front view thereof;  
FIG. 3 is a rear view thereof;  
FIG. 4 is a left side view thereof;  
FIG. 5 is a right side view thereof;  
FIG. 6 is a top plan view thereof;  
FIG. 7 is a bottom plan view thereof; and,  
FIG. 8 is a rear perspective view thereof.

**1 Claim, 7 Drawing Sheets**

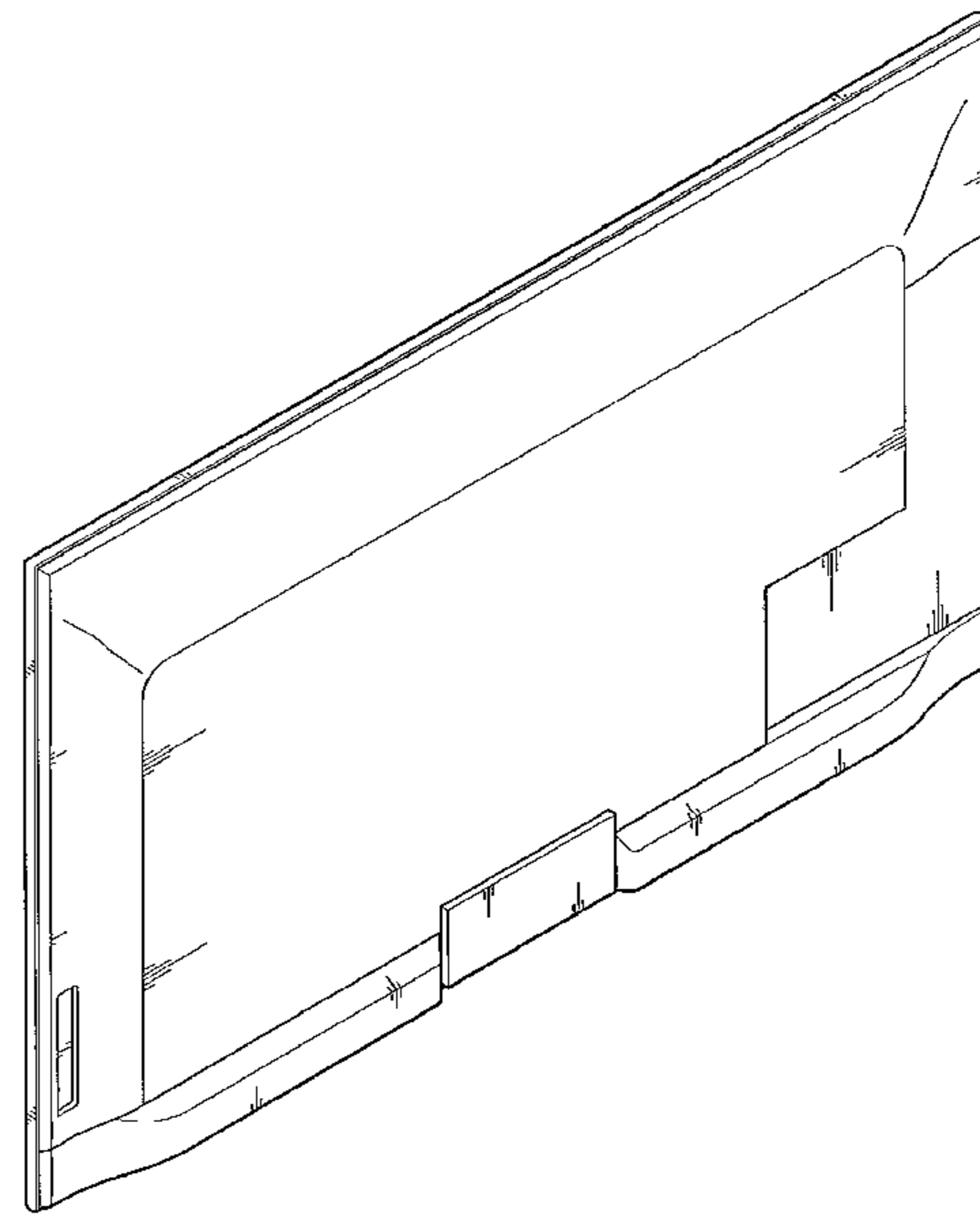
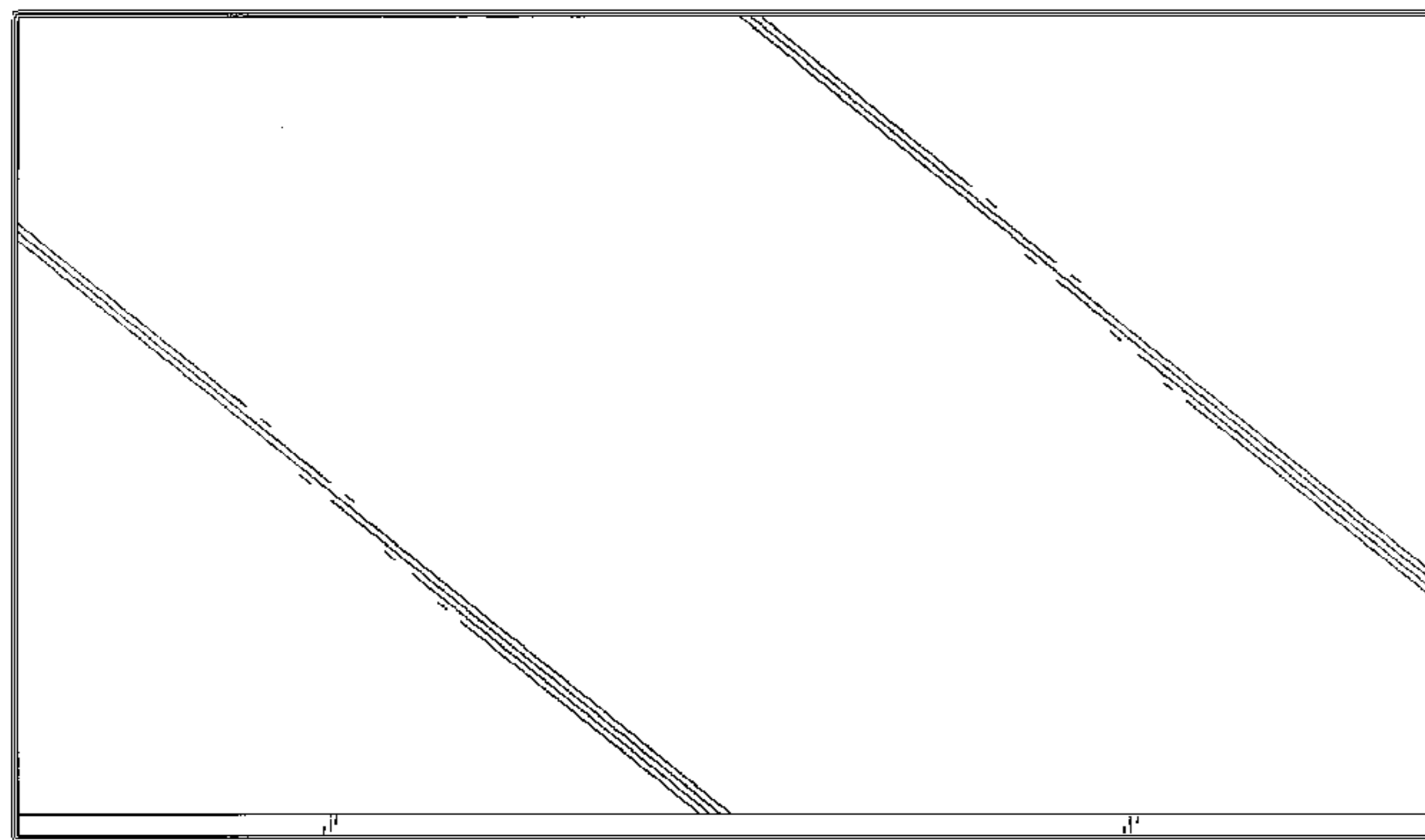


FIG. 1

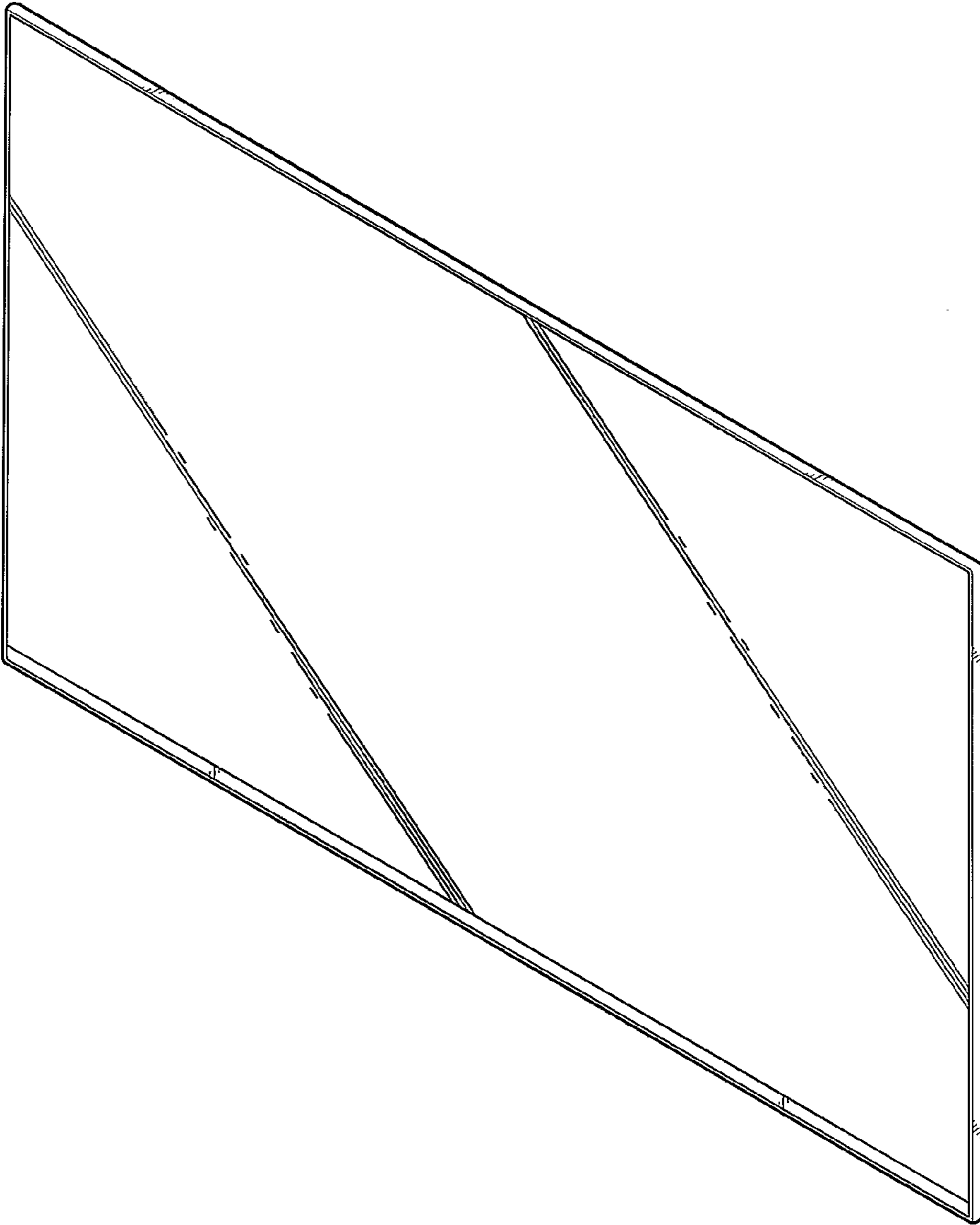


FIG. 2

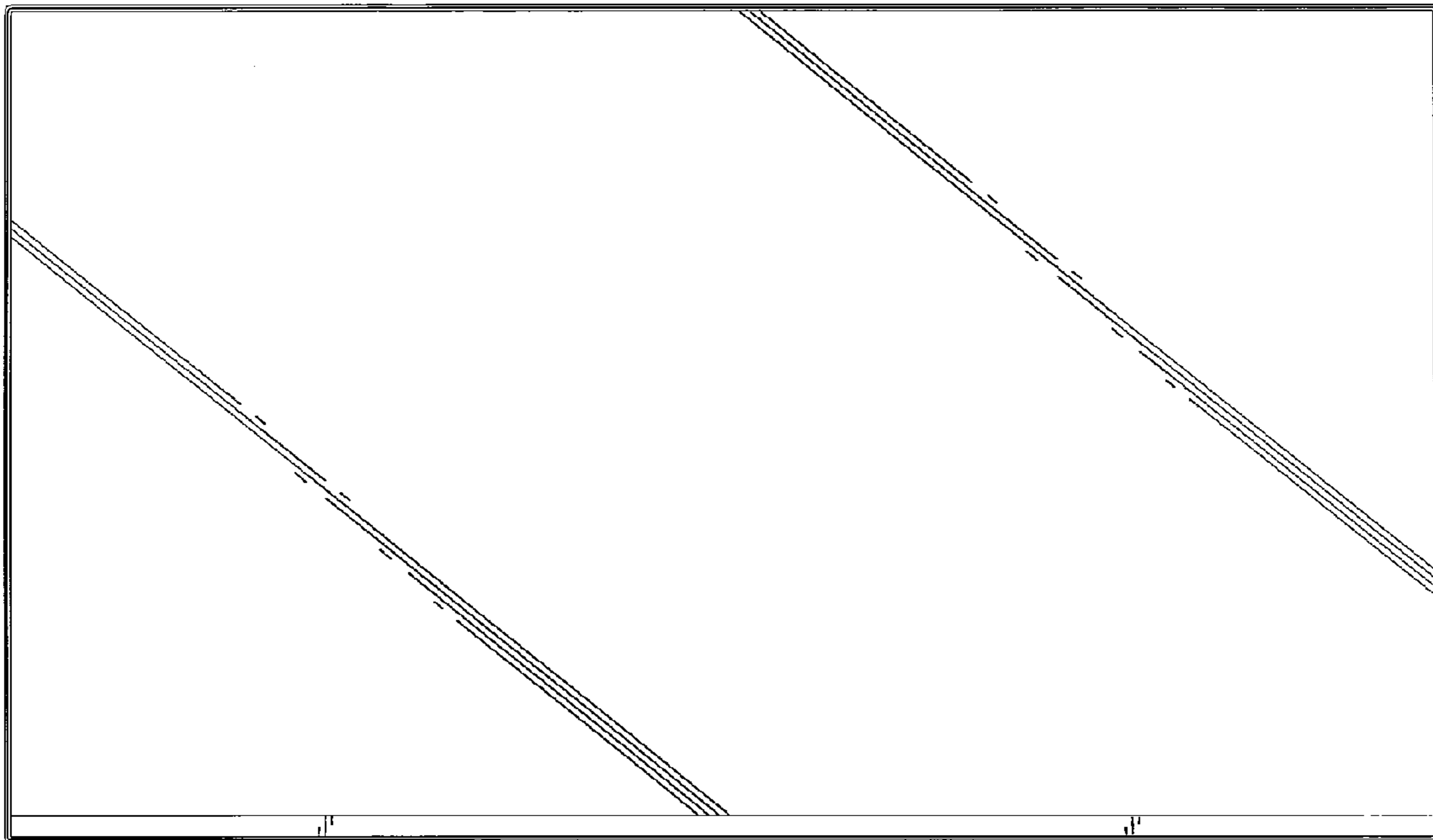


FIG. 3

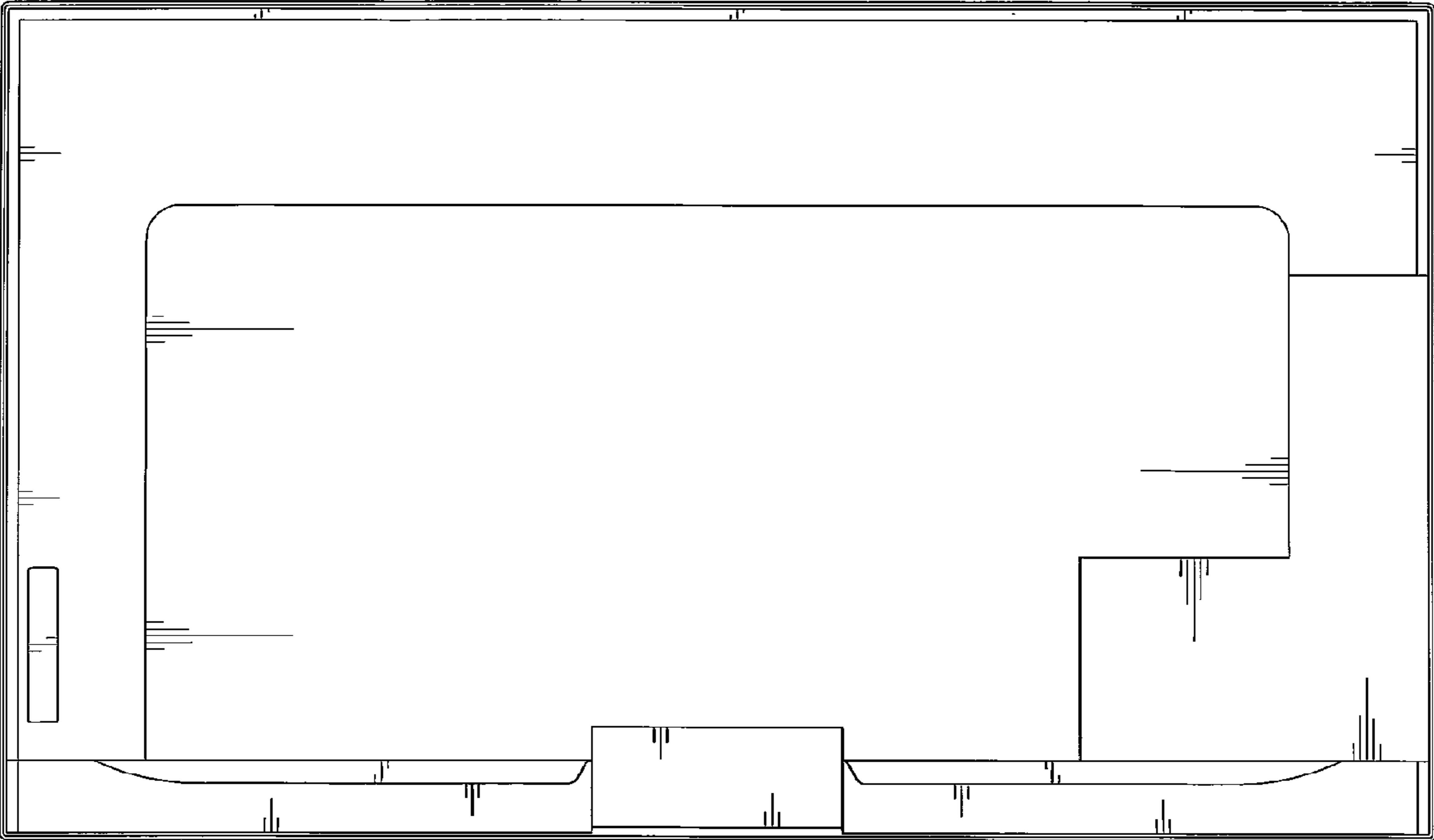


FIG. 4

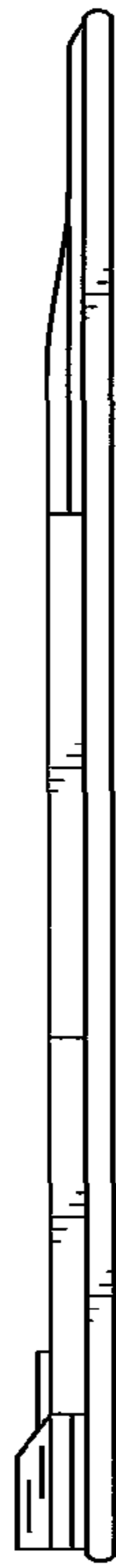


FIG. 5

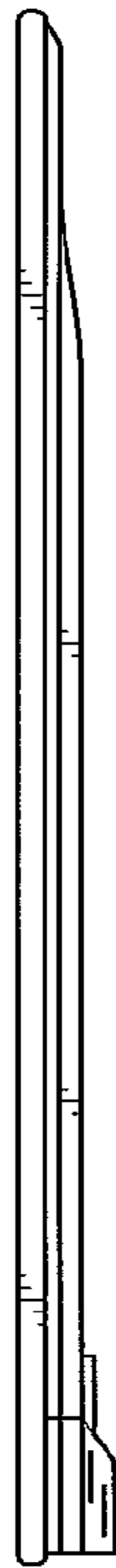


FIG. 6

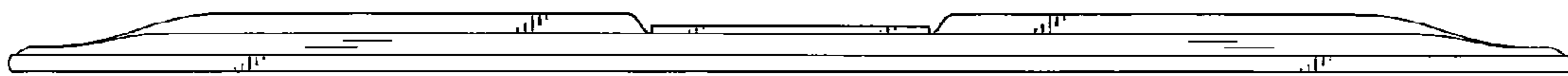


FIG. 7



FIG. 8

