



US00D682192S

(12) **United States Design Patent**
Corbin

(10) **Patent No.:** **US D682,192 S**

(45) **Date of Patent:** **** May 14, 2013**

(54) **BATTERY**

(75) Inventor: **Matthew Corbin**, Anderson, SC (US)

(73) Assignee: **Techtronic Outdoor Products Technology Limited**, Hamilton (BM)

(**) Term: **14 Years**

(21) Appl. No.: **29/429,693**

(22) Filed: **Aug. 15, 2012**

(30) **Foreign Application Priority Data**

Feb. 16, 2012 (CN) 2012 3 0030621

(51) **LOC (9) Cl.** **13-02**

(52) **U.S. Cl.**
USPC **D13/103**

(58) **Field of Classification Search** D13/102–106,
D13/110, 118–119, 184; 429/96–100, 163,
429/176

See application file for complete search history.

(56) **References Cited**

U.S. PATENT DOCUMENTS

D512,373 S * 12/2005 Tsai et al. D13/108
D514,060 S * 1/2006 Wong et al. D13/103
D516,504 S * 3/2006 Okuda et al. D13/103

D523,807 S * 6/2006 Murayama et al. D13/103
D545,759 S * 7/2007 Ino et al. D13/103
D550,152 S * 9/2007 Okuda et al. D13/103
D555,086 S * 11/2007 Zhang D13/103
D588,986 S * 3/2009 Zhang D13/110
D606,935 S * 12/2009 Murayama et al. D13/103
D610,082 S * 2/2010 Sweeney D13/103
D633,036 S * 2/2011 Murray D13/103
D639,730 S * 6/2011 Kawase D13/103
D658,578 S * 5/2012 Davis D13/103

* cited by examiner

Primary Examiner — Rosemary K Tarca

(74) *Attorney, Agent, or Firm* — Michael Best & Friedrich LLP

(57) **CLAIM**

I claim the ornamental design for a battery, as shown and described in the figures.

DESCRIPTION

FIG. 1 is a perspective view of a battery embodying the invention.

FIG. 2 is a right side view of the battery shown in FIG. 1.

FIG. 3 is a left side view of the battery shown in FIG. 1.

FIG. 4 is a front view of the battery shown in FIG. 1.

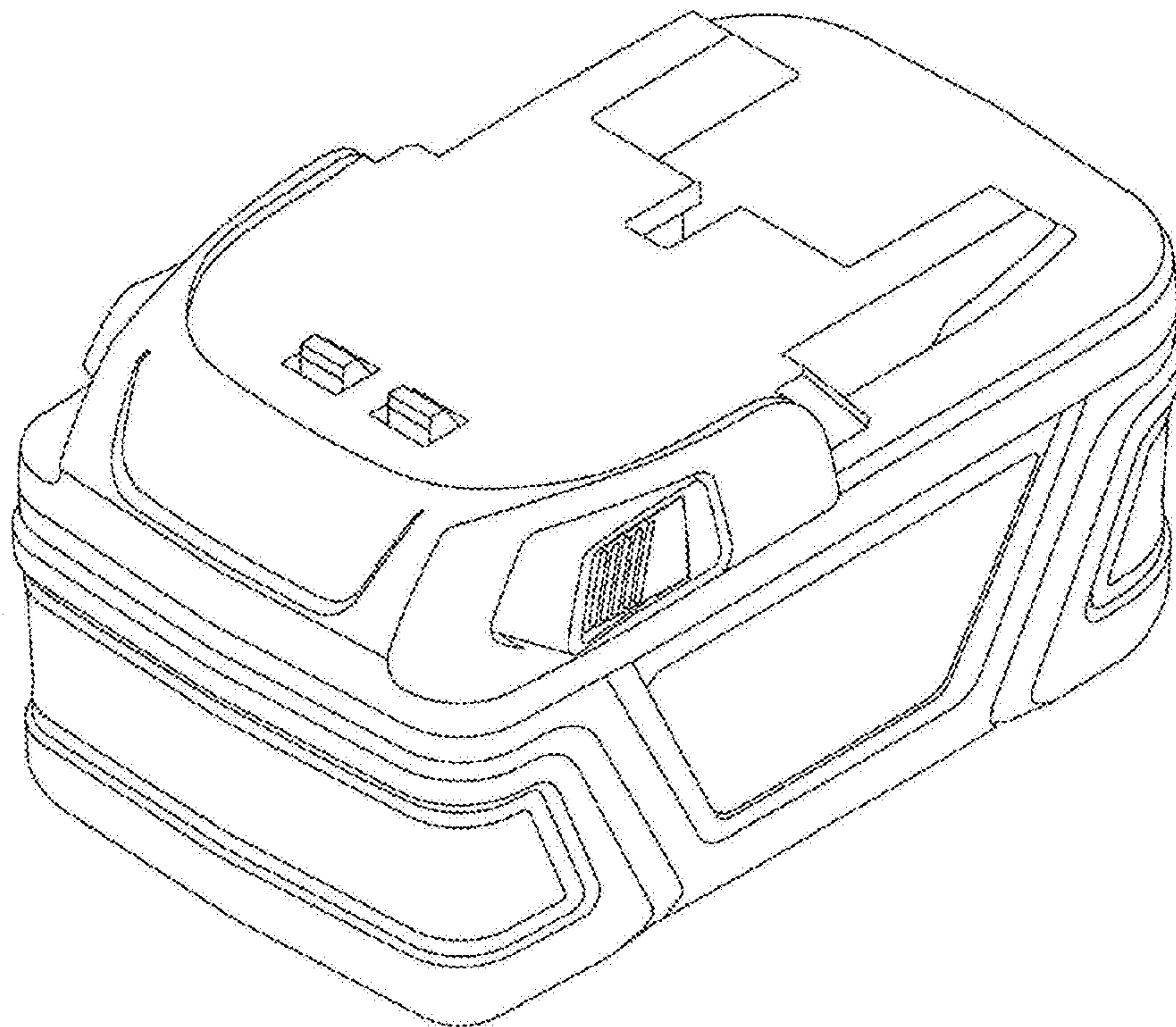
FIG. 5 is a rear view of the battery shown in FIG. 1.

FIG. 6 is a top view of the battery shown in FIG. 1; and,

FIG. 7 is a bottom view of the battery shown in FIG. 1.

The present application is directed to the shape and contour of a battery design illustrated in the figures.

1 Claim, 7 Drawing Sheets



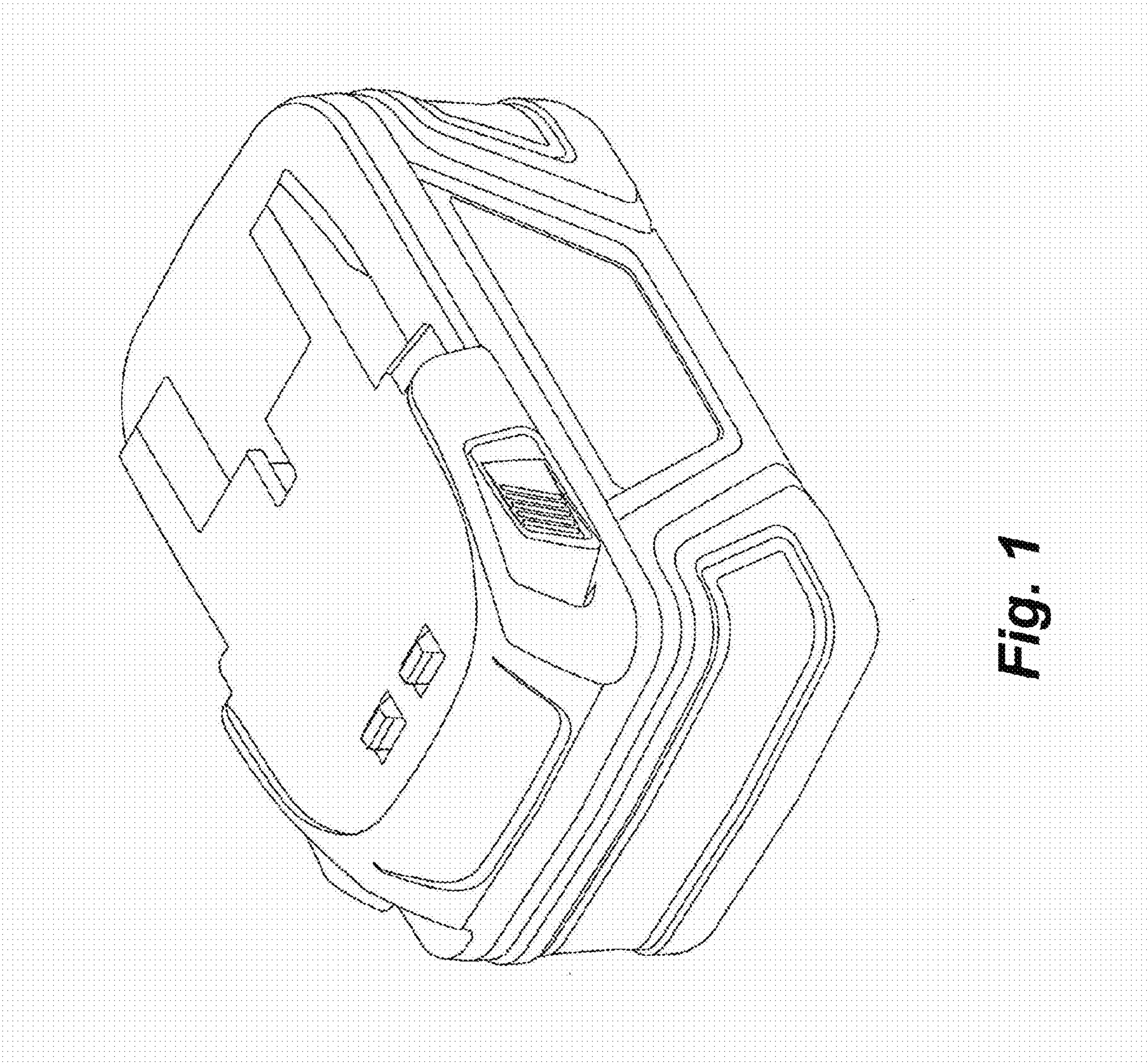


Fig. 1

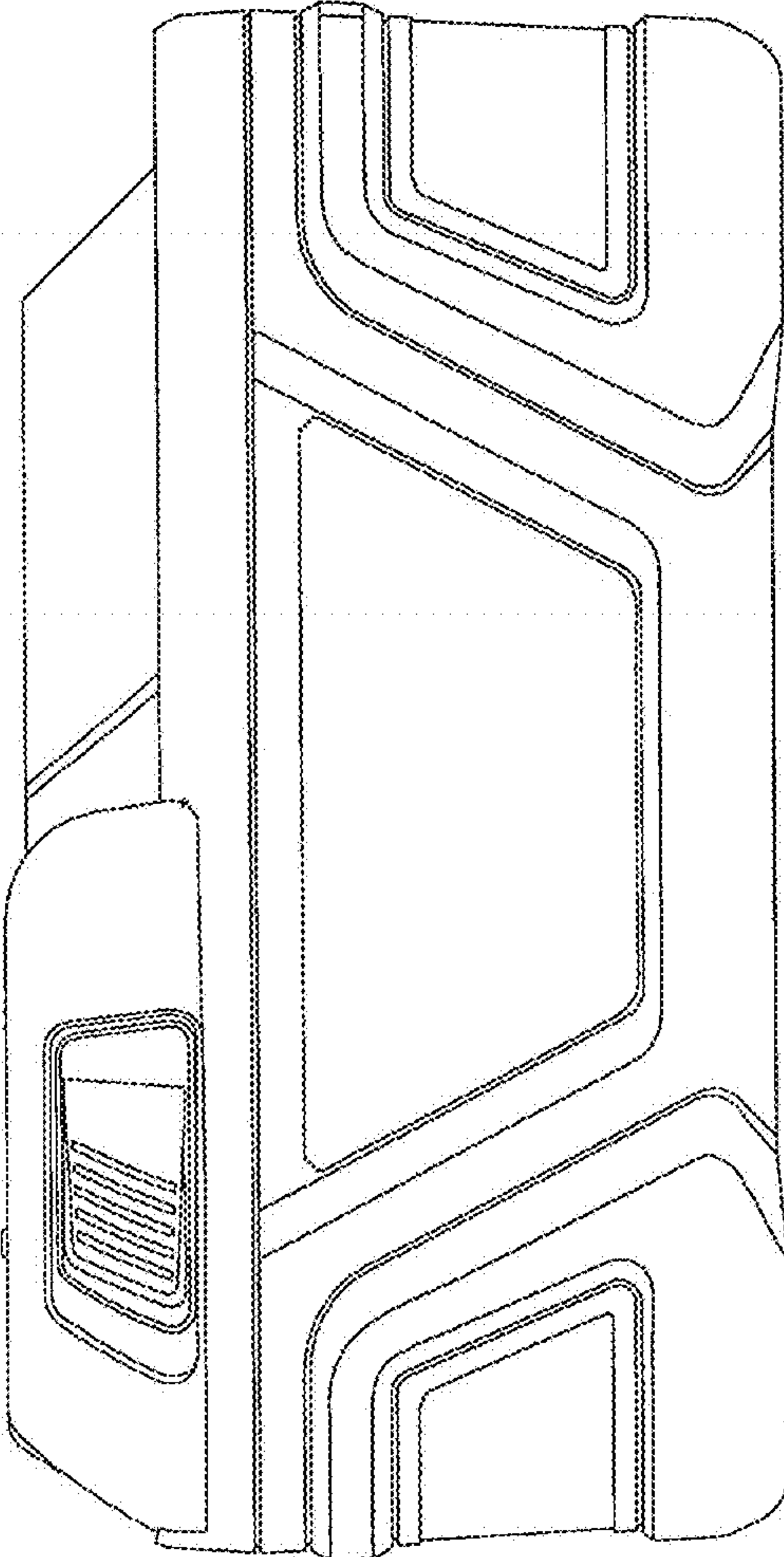


Fig. 2

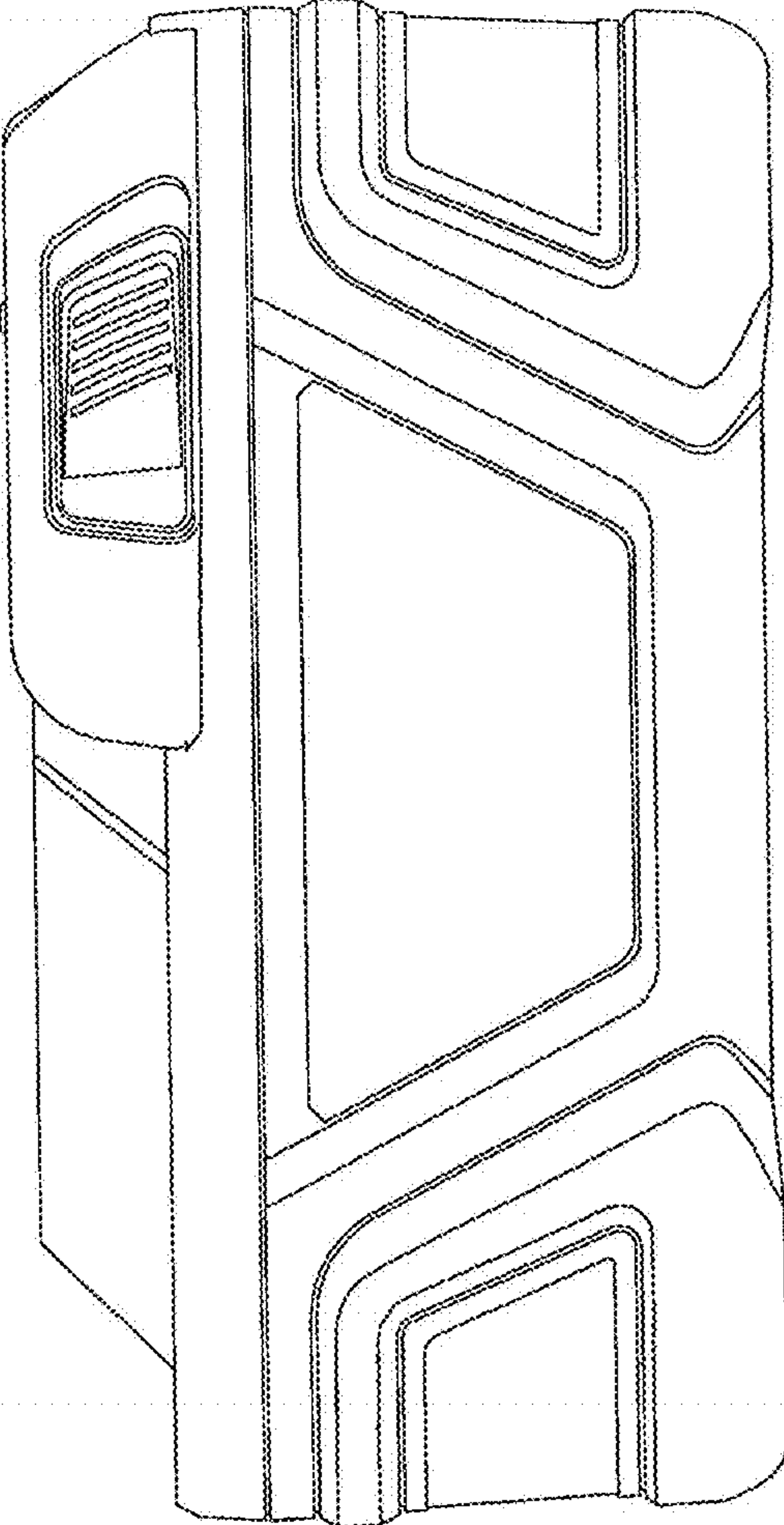


Fig. 3




Fig. 4




Fig. 5

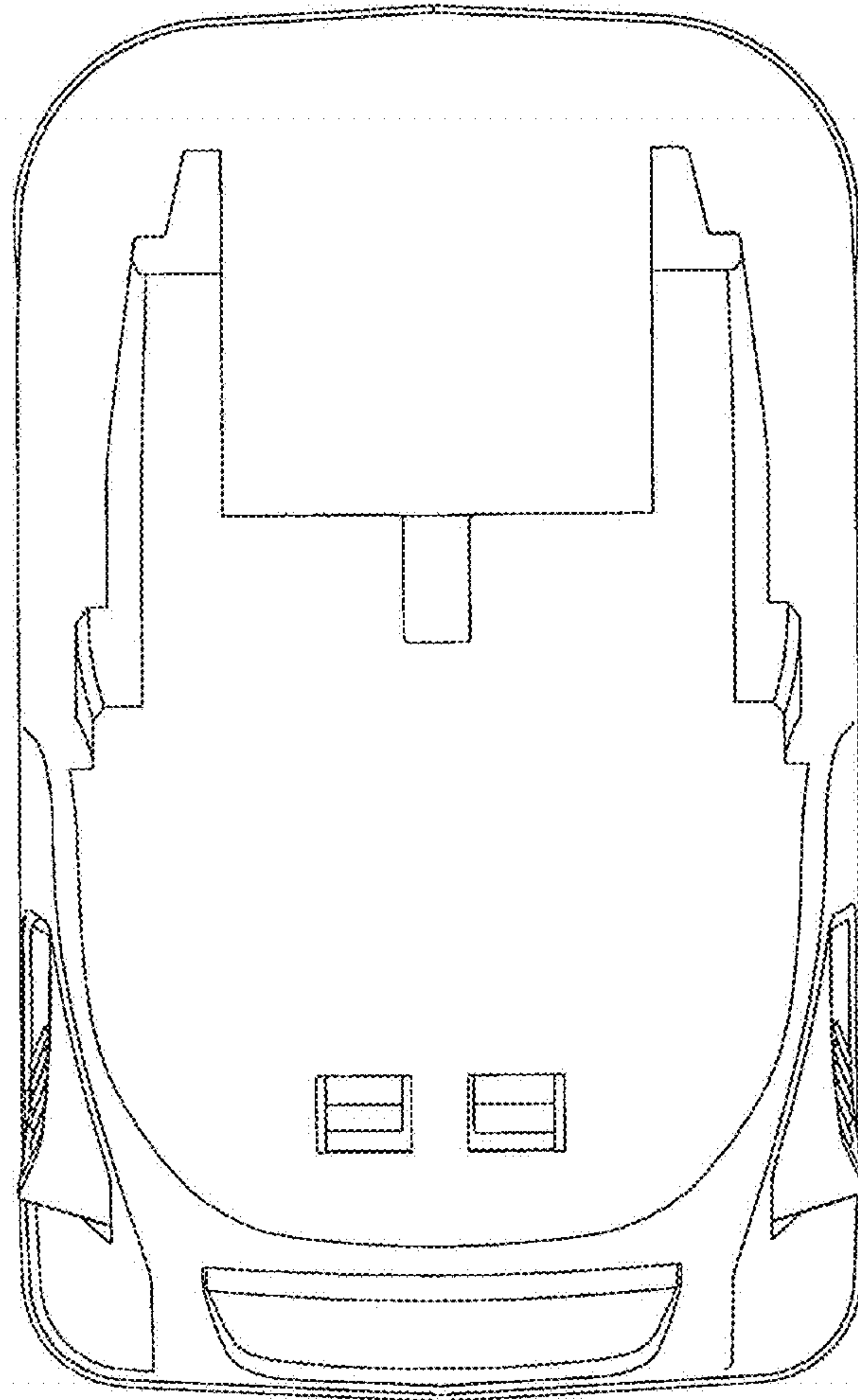


Fig. 6




Fig. 7