



US00D682188S

(12) **United States Design Patent**
Sareen

(10) **Patent No.:** **US D682,188 S**

(45) **Date of Patent:** **** May 14, 2013**

(54) **TIRE TREAD**

(71) Applicant: **Gajendra Singh Sareen**, Singapore
(SG)

(72) Inventor: **Gajendra Singh Sareen**, Singapore
(SG)

(73) Assignee: **Omni United (S) Pte Ltd.**, Singapore
(SG)

(**) Term: **14 Years**

(21) Appl. No.: **29/421,950**

(22) Filed: **Oct. 31, 2012**

(51) **LOC (9) Cl.** **12-15**

(52) **U.S. Cl.**

USPC **D12/524**

(58) **Field of Classification Search** D12/505-532,
D12/555, 591, 900-901; 152/209.1-209.9,
152/209.11-209.19, 209.21-209.28, 455
See application file for complete search history.

(56) **References Cited**

U.S. PATENT DOCUMENTS

D341,111 S	*	11/1993	Himuro et al.	D12/524
D431,503 S	*	10/2000	Cinquin	D12/524
D476,946 S	*	7/2003	Lee et al.	D12/524
D481,004 S		10/2003	O		
D513,603 S	*	1/2006	Shondel	D12/524
D517,976 S		3/2006	Raatikainen		
D522,962 S		6/2006	Ishida et al.		
D558,125 S		12/2007	Miyabe et al.		
D582,340 S	*	12/2008	Shinkai	D12/524
D603,784 S	*	11/2009	Sareen et al.	D12/518
D610,961 S		3/2010	Tokizaki et al.		

D622,210 S		8/2010	Raatikainen et al.		
D624,871 S		10/2010	Behr		
D627,706 S		11/2010	Behr et al.		
D651,160 S		12/2011	Jacobs		
D656,084 S		3/2012	Jacobs		
D661,241 S		6/2012	Sareen		
D668,204 S	*	10/2012	Leendertse et al.	D12/524

* cited by examiner

Primary Examiner — Stacia Cadmus

(74) *Attorney, Agent, or Firm* — Thomas W. Cook

(57) **CLAIM**

The ornamental design for a tire tread, as shown and described.

DESCRIPTION

FIG. 1 is a perspective view of a tire tread, showing my new design;

FIG. 2 is a front view thereof;

FIG. 3 is a side view thereof;

FIG. 4 is an enlarged perspective view of a section of the tire tread defined by lines 4-4 in FIG. 1;


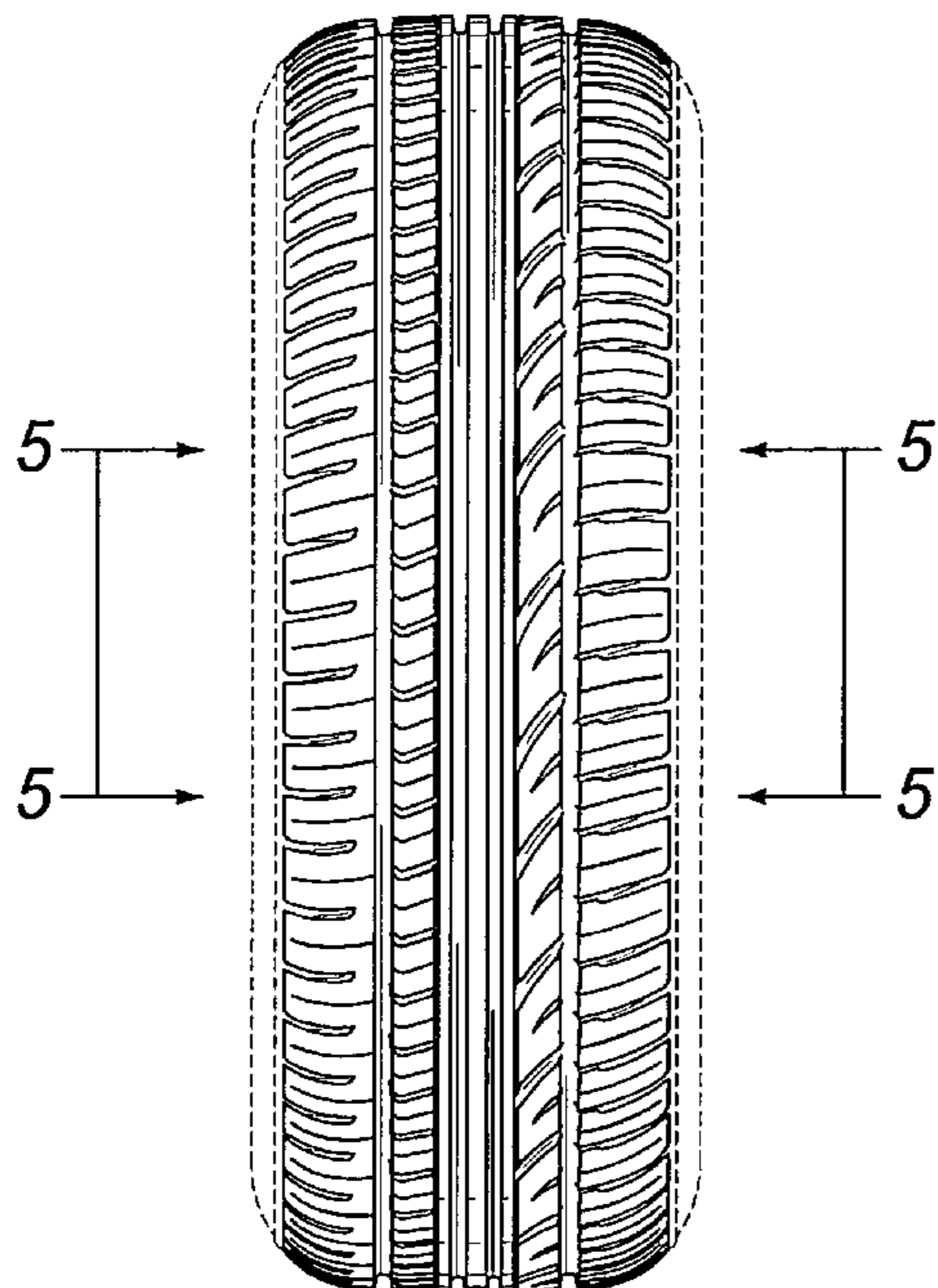
FIG. 5 is an enlarged front view of the section of the tire tread defined by lines 5-5 in FIG. 2; and,

FIG. 6 is an enlarged side view of a section of the tire tread as defined by lines 6-6 in FIG. 3.

The broken lines showing the tire in FIGS. 1-6 are included for the purpose of illustrating environment, and form no part of the claimed design.

The dash dot lines on either side of the tire tread section in FIGS. 4-6 is for the purpose of illustrating the boundary of the claimed design and forms no part thereof.

1 Claim, 6 Drawing Sheets



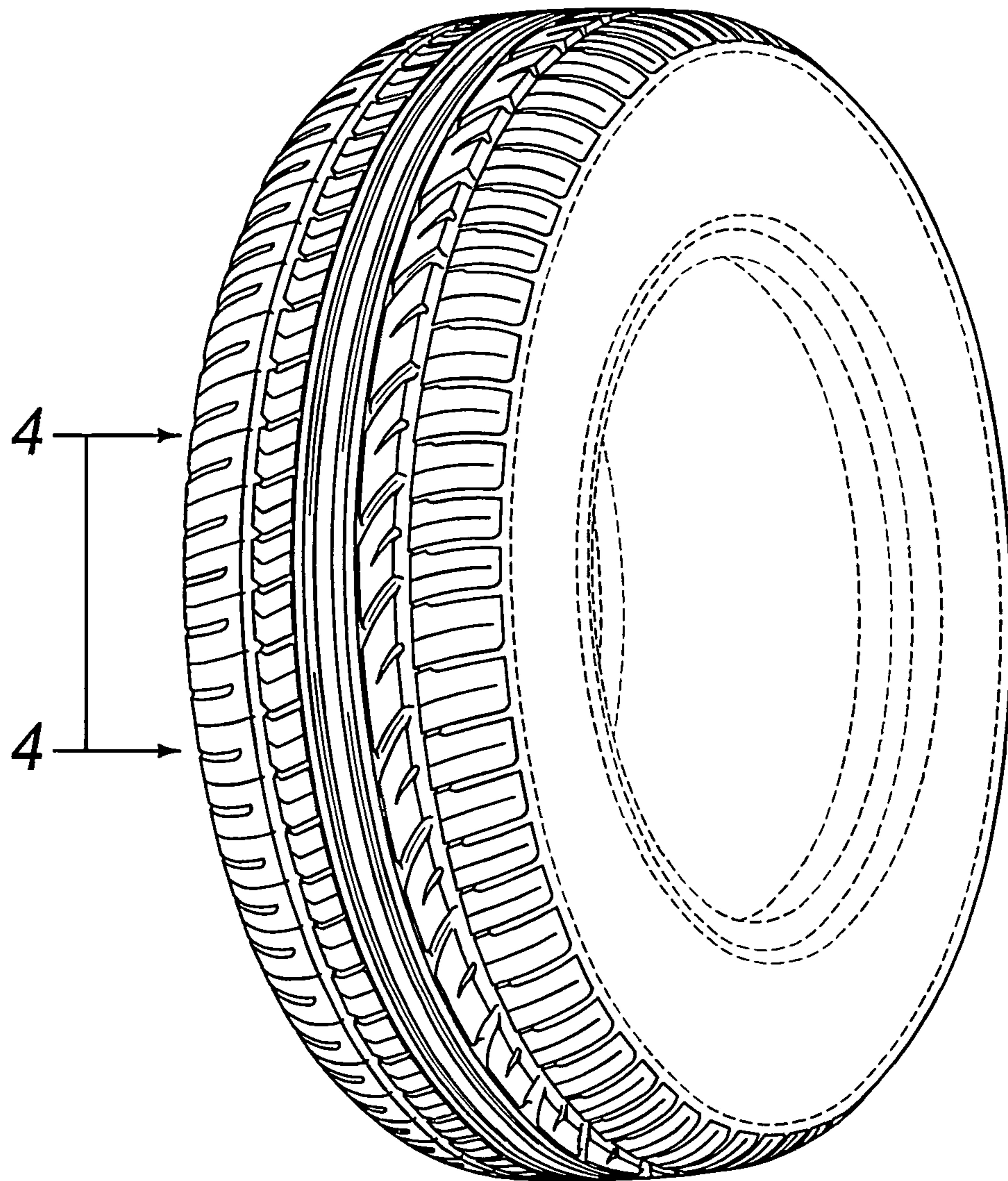


FIG. 1

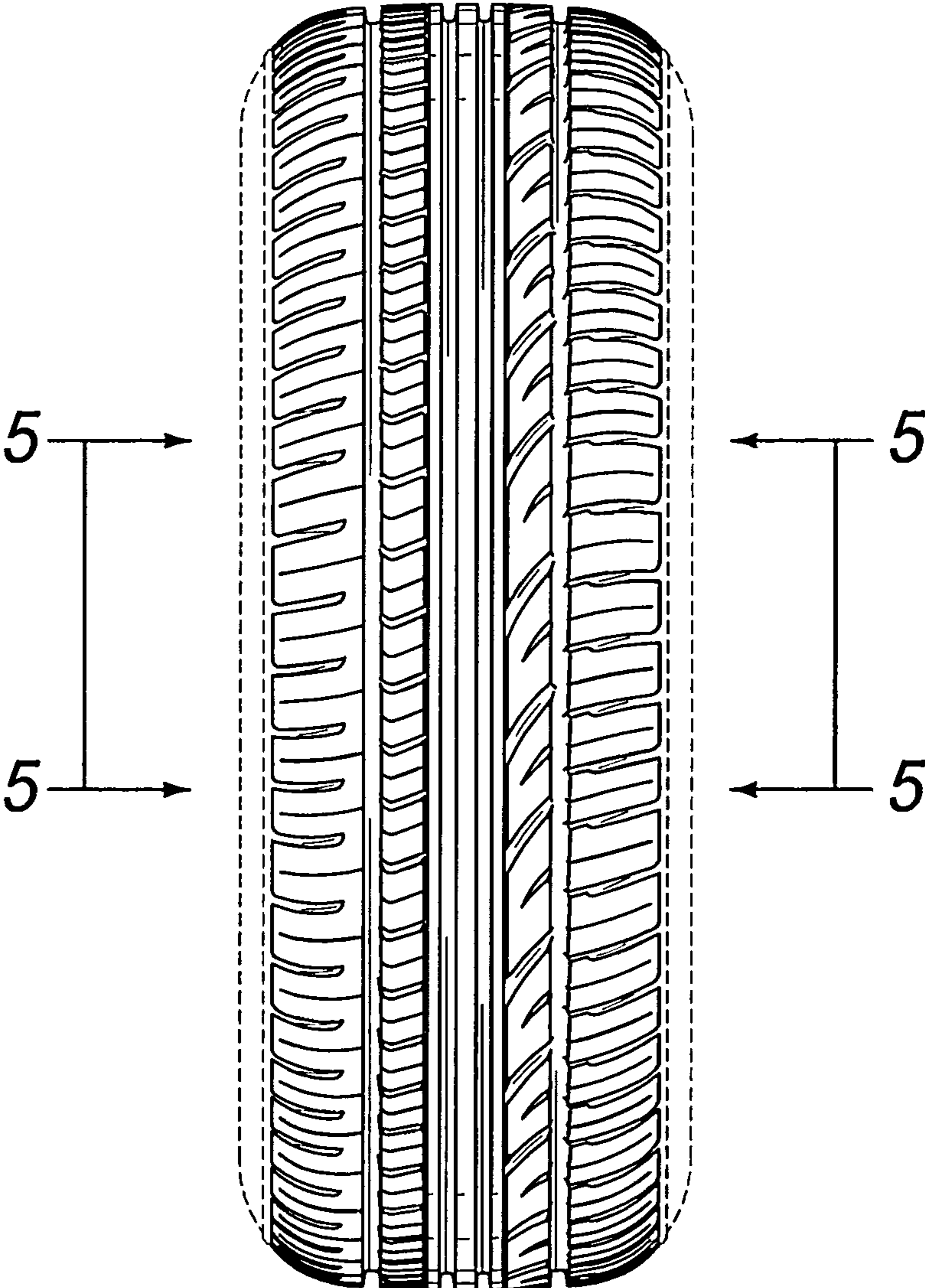


FIG. 2

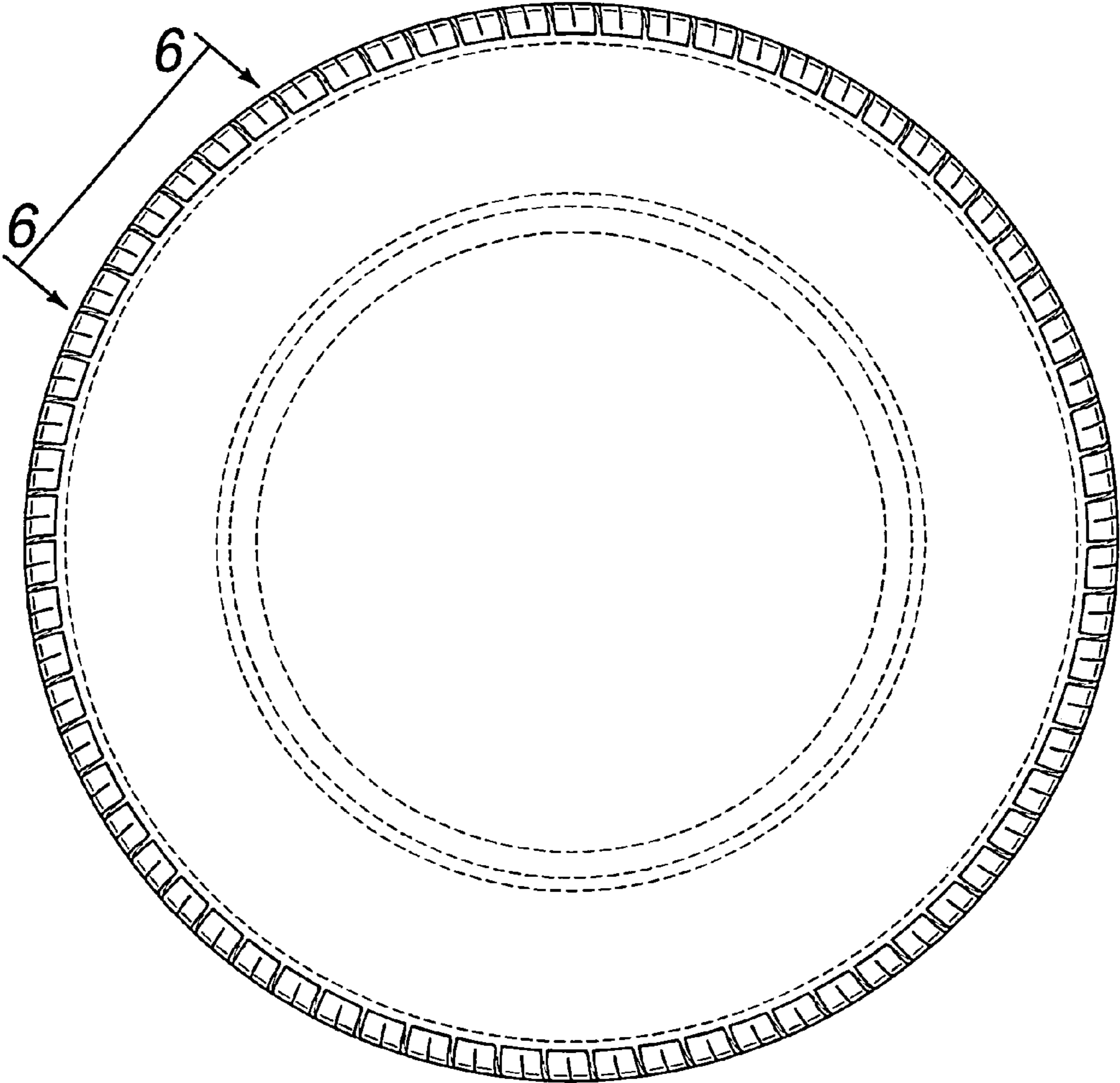


FIG. 3

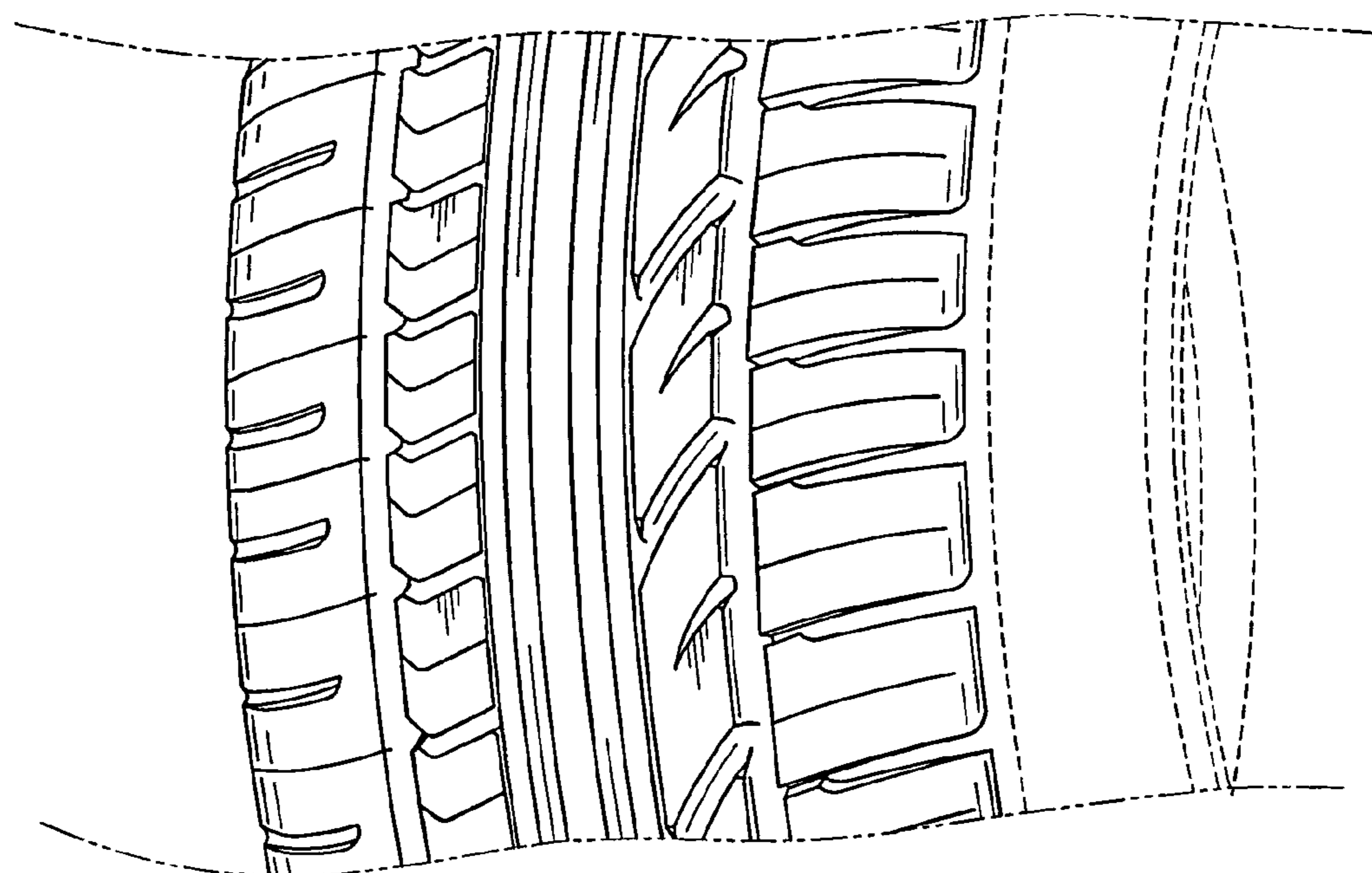


FIG. 4




FIG. 5

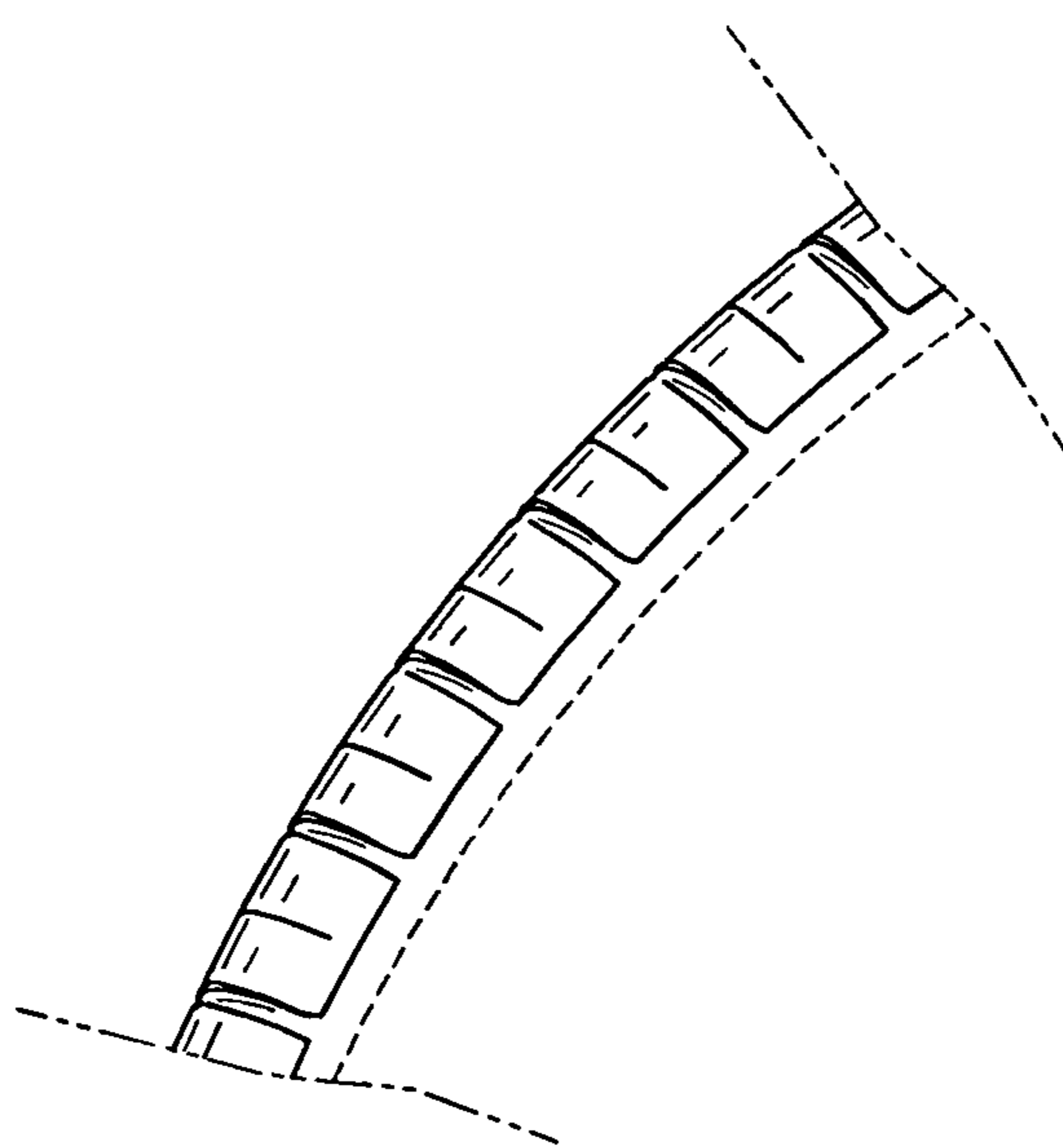


FIG. 6