



US00D682179S

(12) **United States Design Patent**
Badstuebner

(10) **Patent No.:** **US D682,179 S**

(45) **Date of Patent:** **** May 14, 2013**

(54) **VEHICLE WHEEL RIM**

(75) Inventor: **Achim Badstuebner**, Munich (DE)

(73) Assignee: **Audi AG**, Ingolstadt (DE)

(**) Term: **14 Years**

(21) Appl. No.: **29/431,228**

(22) Filed: **Sep. 5, 2012**

(30) **Foreign Application Priority Data**

Mar. 5, 2012 (EM) 002 002 683-0001

(51) **LOC (9) Cl.** **12-16**

(52) **U.S. Cl.**
USPC **D12/211**

(58) **Field of Classification Search** D12/204-213;
301/37.101, 64.101, 65, 64.201
See application file for complete search history.

(56) **References Cited**

U.S. PATENT DOCUMENTS

D522,952 S * 6/2006 Nakahara D12/211
D524,220 S * 7/2006 Scheu D12/211
D533,826 S * 12/2006 Scheu D12/211

D542,207 S * 5/2007 Gauffres D12/211
D566,641 S * 4/2008 Fuligni et al. D12/211
D623,115 S * 9/2010 Juergens et al. D12/211
D629,346 S * 12/2010 Szews D12/211
D638,771 S * 5/2011 Chung D12/211
D648,254 S * 11/2011 Barry D12/209

* cited by examiner

Primary Examiner — Stacia Cadmus

(74) *Attorney, Agent, or Firm* — Lucas & Mercanti, LLP;
Klaus P. Stoffel

(57) **CLAIM**

The ornamental design for a vehicle wheel rim, as shown and described

DESCRIPTION

FIG. 1 is a front view of the vehicle wheel rim of the present invention;
FIG. 2 is a front, left side perspective view thereof;
FIG. 3 is a top view thereof, the bottom being a substantial mirror image;
FIG. 4 is a left side view thereof;
FIG. 5 is a right side view thereof; and,
FIG. 6 is a front, right side perspective view thereof.

1 Claim, 6 Drawing Sheets







Fig. 1



Fig. 2



Fig. 3




Fig. 4




Fig. 5



Fig. 6