



US00D682171S

(12) **United States Design Patent**
Fuchigami et al.

(10) **Patent No.:** **US D682,171 S**
(45) **Date of Patent:** **** May 14, 2013**

(54) **FRONT FENDER FOR AUTOMOBILE**

(75) Inventors: **Hideyuki Fuchigami**, Kanagawa-ken (JP); **Naokazu Takeshita**, Kanagawa-ken (JP)

(73) Assignee: **Nissan Jidosha Kabushiki Kaisha**, Kanagawa (JP)

(**) Term: **14 Years**

(21) Appl. No.: **29/414,177**

(22) Filed: **Feb. 24, 2012**

(30) **Foreign Application Priority Data**

Feb. 1, 2012 (JP) 2012-001991

(51) **LOC (9) Cl.** **12-16**

(52) **U.S. Cl.**
USPC **D12/184**

(58) **Field of Classification Search** D12/184,
D12/196, 90-92, 181; 280/152.1, 847-849,
280/851; 296/181.1, 181.5

See application file for complete search history.

(56) **References Cited**

U.S. PATENT DOCUMENTS

D658,100 S * 4/2012 Kubo et al. D12/196
D660,214 S * 5/2012 Cartabiano et al. D12/184
D672,295 S * 12/2012 Yamada et al. D12/184

FOREIGN PATENT DOCUMENTS

DE 402010003317-0002 8/2010

OTHER PUBLICATIONS

Nissan Jidosha Kabushiki Kaisha, Office Action dated Aug. 8, 2012 (with English Translation) in Russian design application No. 2012500748, filed on Feb. 29, 2012.

* cited by examiner

Primary Examiner — Melody Brown

(74) *Attorney, Agent, or Firm* — Fross Zelnick Lehrman & Zissu, P.C.; Lawrence E. Apolzon, Esq.


(57) **CLAIM**

The ornamental design for a front fender for automobile, as shown and described.

DESCRIPTION

FIG. 1 is a perspective view of a front fender for automobile showing our new design;
FIG. 2 is a perspective view thereof;
FIG. 3 is a front view thereof;
FIG. 4 is a rear view thereof;
FIG. 5 is a left side view thereof;
FIG. 6 is a right side view thereof;
FIG. 7 is a top view thereof; and,
FIG. 8 is a bottom view thereof.

1 Claim, 3 Drawing Sheets






FIG. 1




FIG. 2



FIG. 3




FIG. 4




FIG. 5

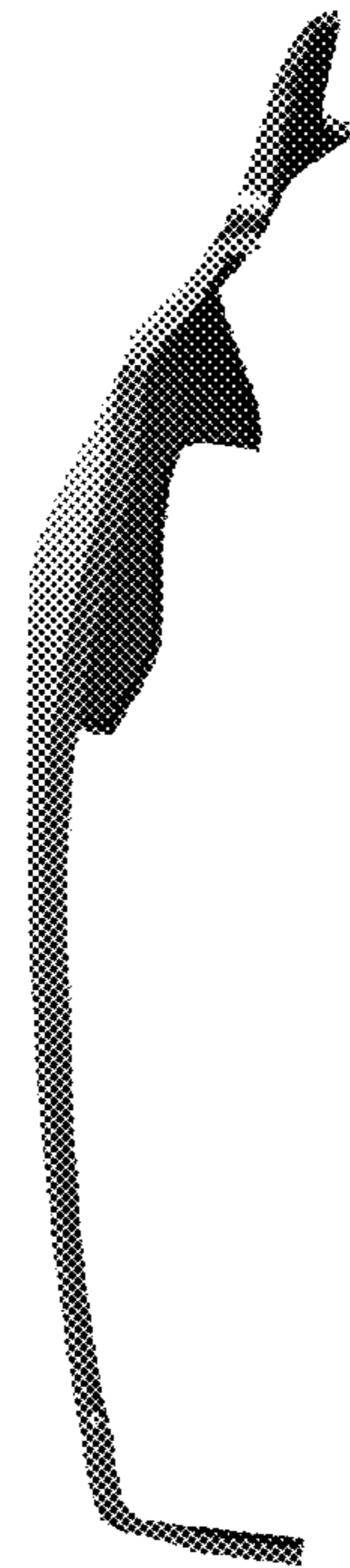


FIG. 6

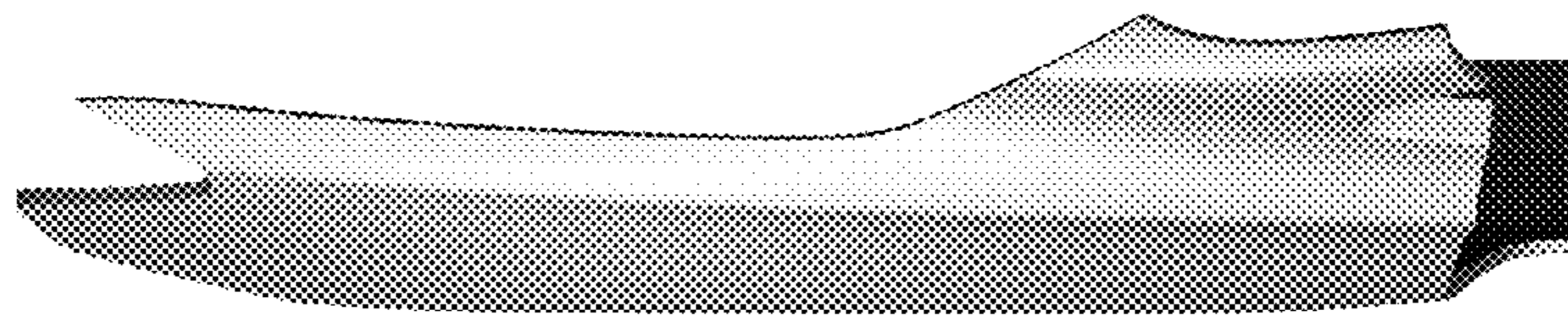


FIG. 7



FIG. 8