



US00D682167S

(12) **United States Design Patent**
Minami

(10) **Patent No.:** **US D682,167 S**

(45) **Date of Patent:** **** May 14, 2013**

(54) **REAR BUMPER FOR AN AUTOMOBILE**

(75) Inventor: **Toshinobu Minami**, Wako (JP)

(73) Assignee: **Honda Motor Co., Ltd**, Tokyo (JP)

(**) Term: **14 Years**

(21) Appl. No.: **29/411,372**

(22) Filed: **Jan. 19, 2012**

(30) **Foreign Application Priority Data**

Jul. 20, 2011 (JP) 2011-016680

(51) **LOC (9) Cl.** **12-16**

(52) **U.S. Cl.**
USPC **D12/169**

(58) **Field of Classification Search** D12/169,
D12/196, 171, 216, 163, 86, 90-92; 293/102,
293/113, 115, 117, 120; 296/180.1, 180.2
See application file for complete search history.

(56) **References Cited**

U.S. PATENT DOCUMENTS

D604,679 S * 11/2009 Senda D12/169

D609,614 S * 2/2010 Okue et al. D12/169

D614,545 S * 4/2010 Ono et al. D12/169
D615,911 S * 5/2010 Kitazumi et al. D12/169
D623,568 S * 9/2010 Ward D12/169
D631,407 S * 1/2011 Kuze D12/169
D632,232 S * 2/2011 Matei et al. D12/169
D644,573 S * 9/2011 Bauer et al. D12/169
D671,055 S * 11/2012 Nakamura et al. D12/169
D675,140 S * 1/2013 Ohkoshi D12/169

* cited by examiner

Primary Examiner — Melody Brown

(74) *Attorney, Agent, or Firm* — Westerman, Hattori,
Daniels & Adrian, LLP

(57) **CLAIM**

The ornamental design for, a rear bumper for an automobile,
as shown and described.

DESCRIPTION

FIG. 1 is a perspective view of a rear bumper for an automo-
bile, showing our new design;
FIG. 2 is a front elevation view thereof;
FIG. 3 is a top plan view thereof; and,
FIG. 4 is a right side elevation view thereof.
The broken lines are for illustrative purposes only and form
no part of the claimed design.

1 Claim, 4 Drawing Sheets

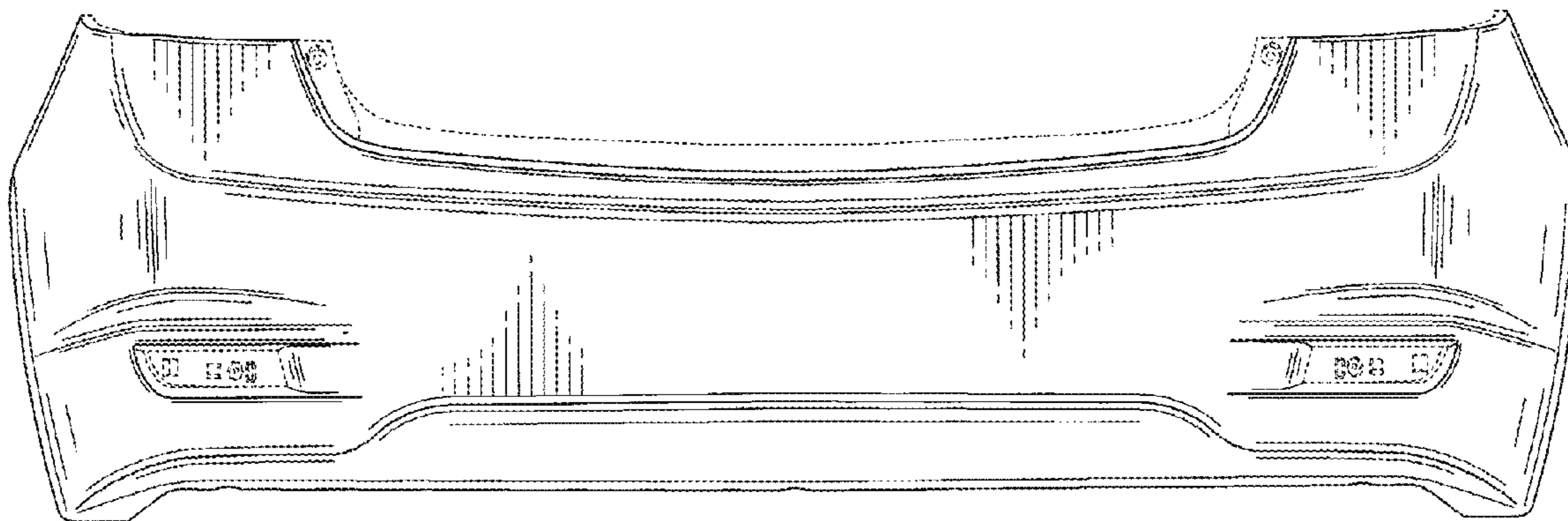


FIG. 1

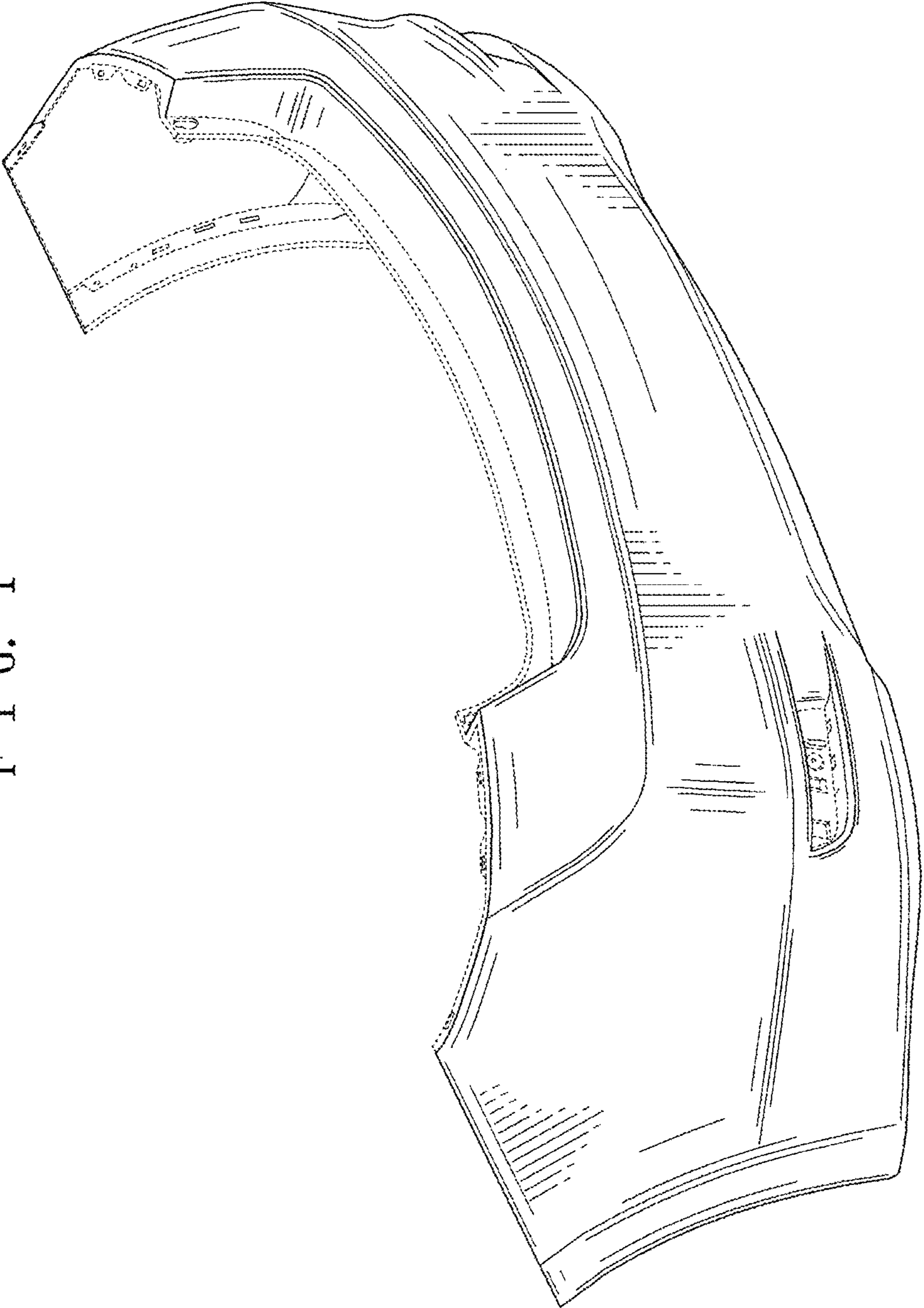


FIG. 2

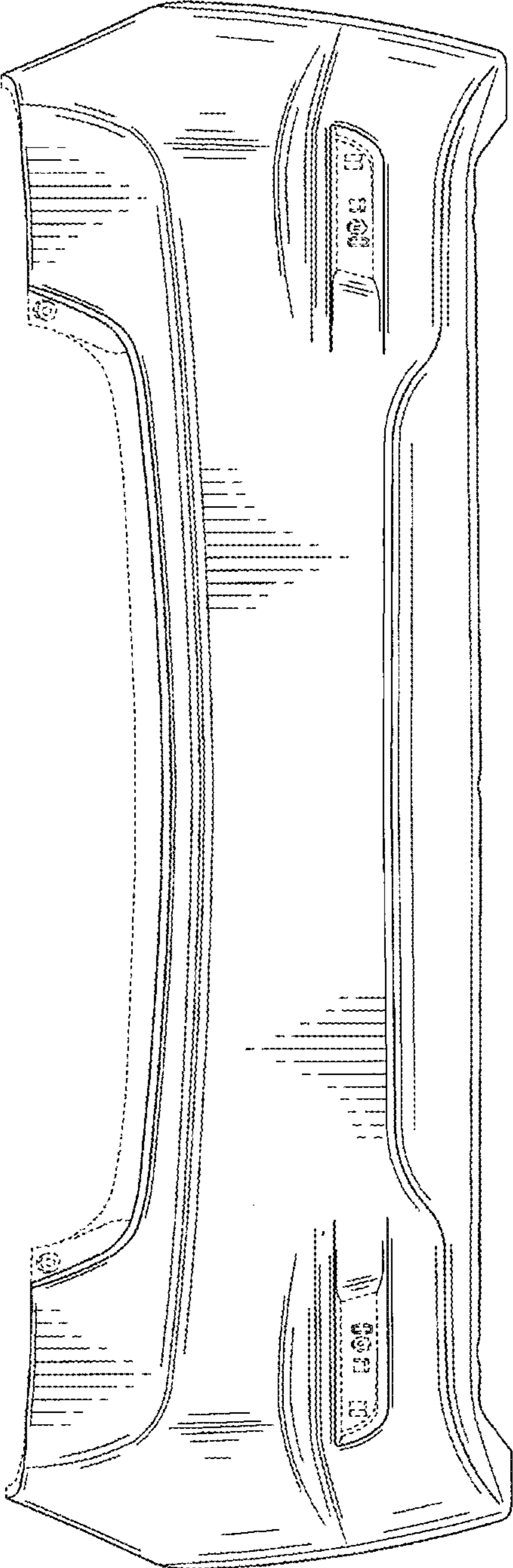
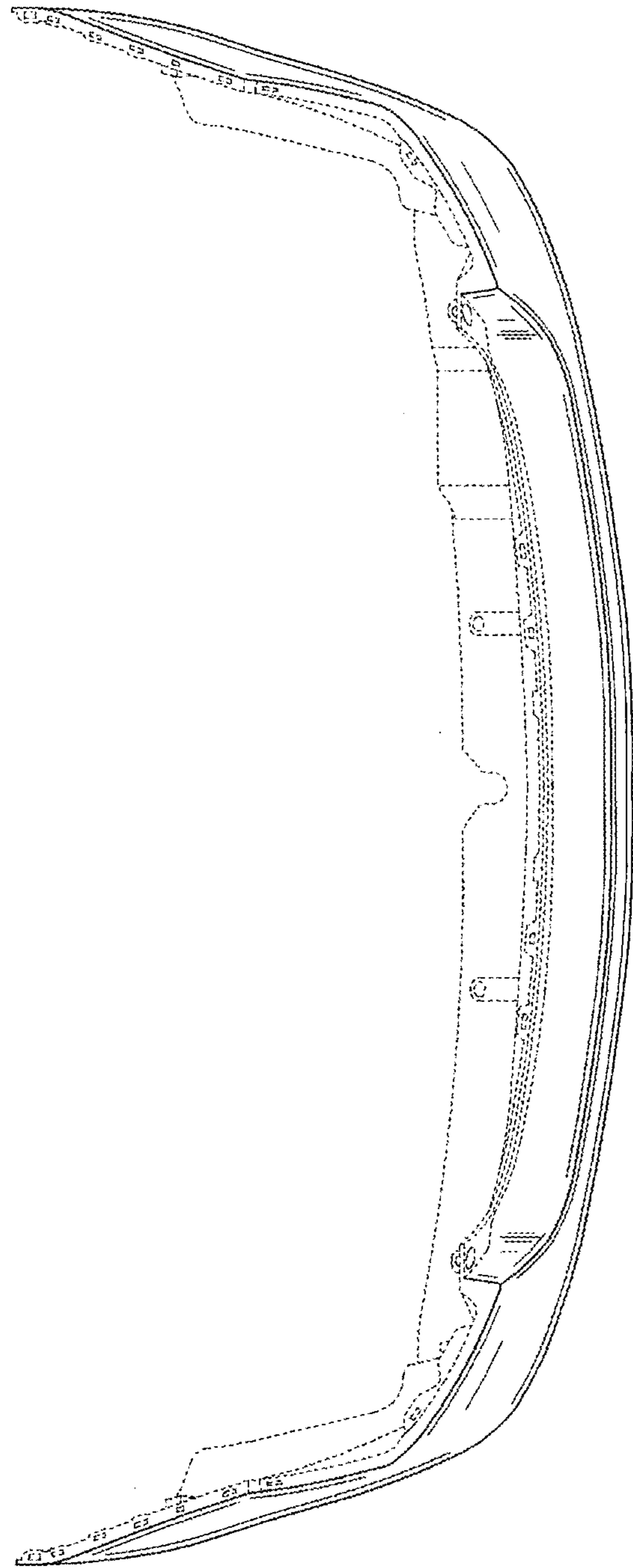


FIG. 3



F I G. 4

