



US00D682162S

(12) **United States Design Patent**
Hildebrant

(10) **Patent No.:** **US D682,162 S**

(45) **Date of Patent:** **** May 14, 2013**

(54) **QUADRIPLLEGIC MANUAL PUSH RIMS
WITH ANGLED GROVES**

D395,623 S * 6/1998 Yang D12/133
7,497,456 B2 * 3/2009 Willems et al. 280/304.1
D635,063 S * 3/2011 Hildebrant D12/133

(76) Inventor: **Scott E. Hildebrant**, Portsmouth, VA
(US)

* cited by examiner

(**) Term: **14 Years**

Primary Examiner — Ian Simmons

Assistant Examiner — Charles Hanson

(21) Appl. No.: **29/395,253**

(74) *Attorney, Agent, or Firm* — William G. Sykes

(22) Filed: **Dec. 27, 2011**

(57) **CLAIM**

The ornamental design for a quadriplegic manual push rims with angled groves, as shown and described.

(51) **LOC (9) Cl.** **12-12**

(52) **U.S. Cl.**
USPC **D12/133**

DESCRIPTION

(58) **Field of Classification Search** D12/128–133;
280/62, 647–650, 29, 200, 47.38, 250.1,
280/259, 642, 658, 304.1; 128/99.1, 100.1
See application file for complete search history.

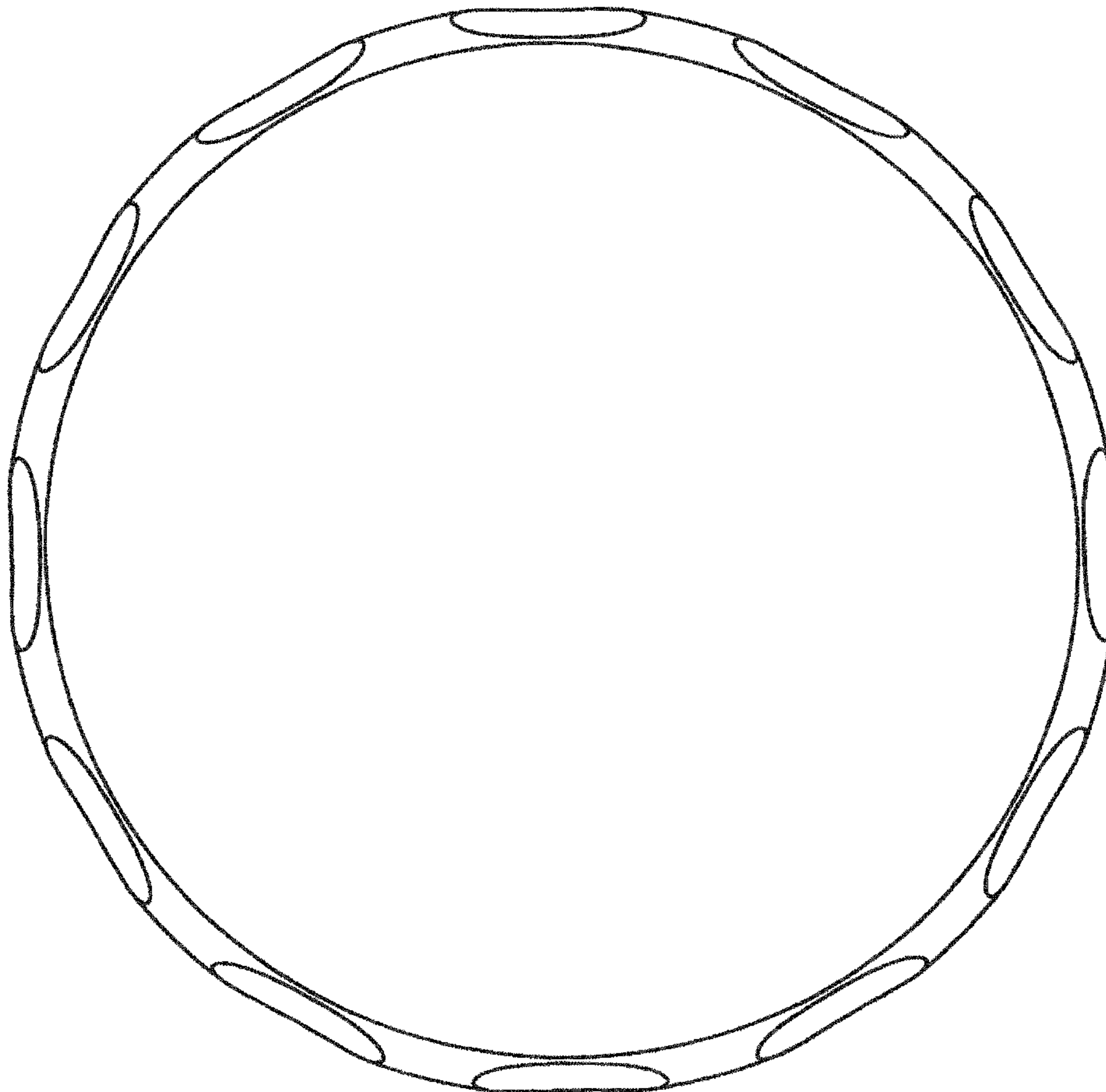
FIG. 1 is a front view of a quadriplegic manual push rims with angled groves showing my new design;
FIG. 2 is a back view thereof;
FIG. 3 is a right side view thereof;
FIG. 4 is a back perspective view thereof;
FIG. 5 is a top view thereof;
FIG. 6 is a bottom side view thereof; and,
FIG. 7 is a left side view thereof.

(56) **References Cited**

U.S. PATENT DOCUMENTS

D304,815 S * 11/1989 Jones D12/133
5,101,536 A * 4/1992 Gabriele 16/386

1 Claim, 7 Drawing Sheets



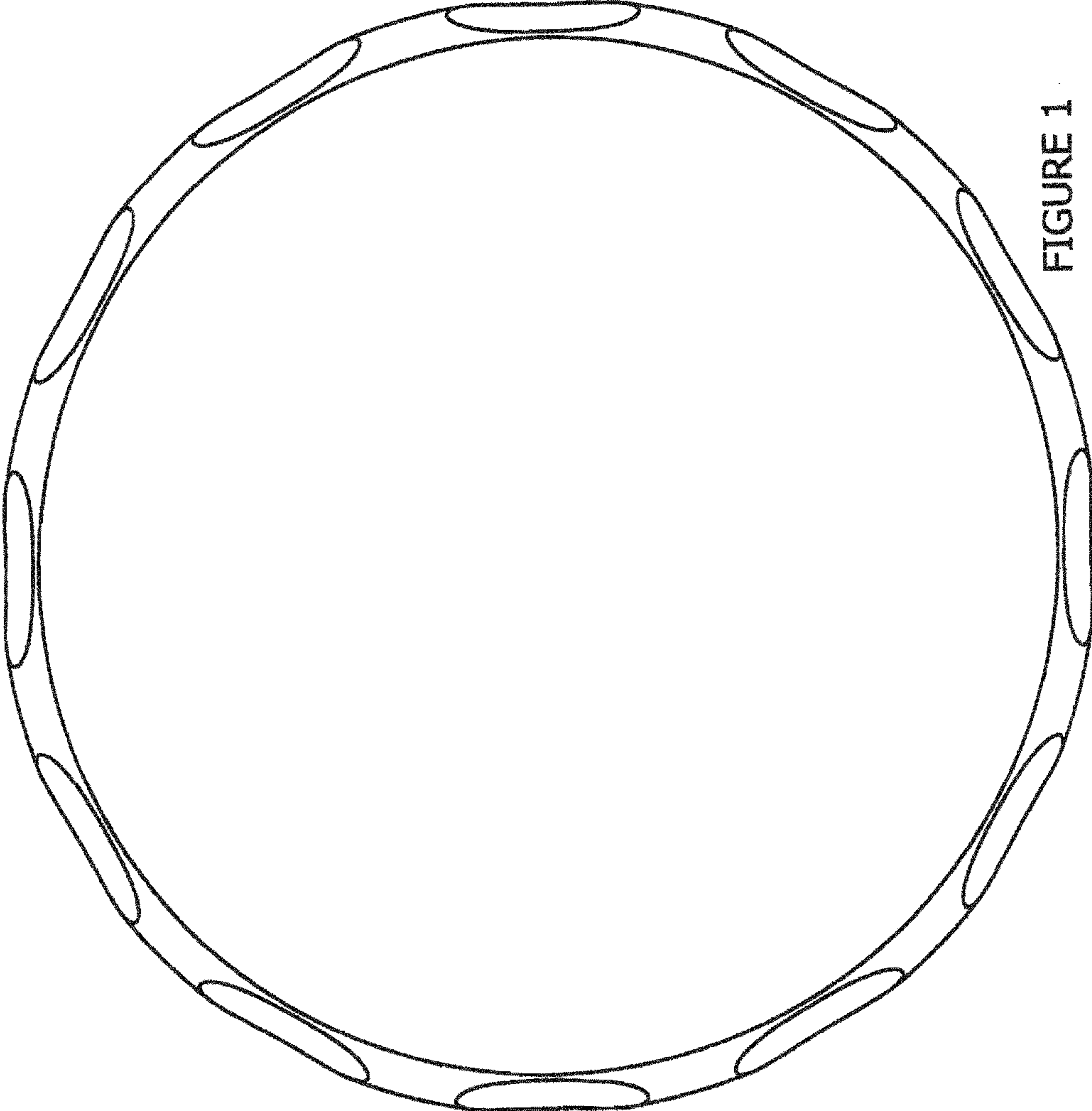


FIGURE 1

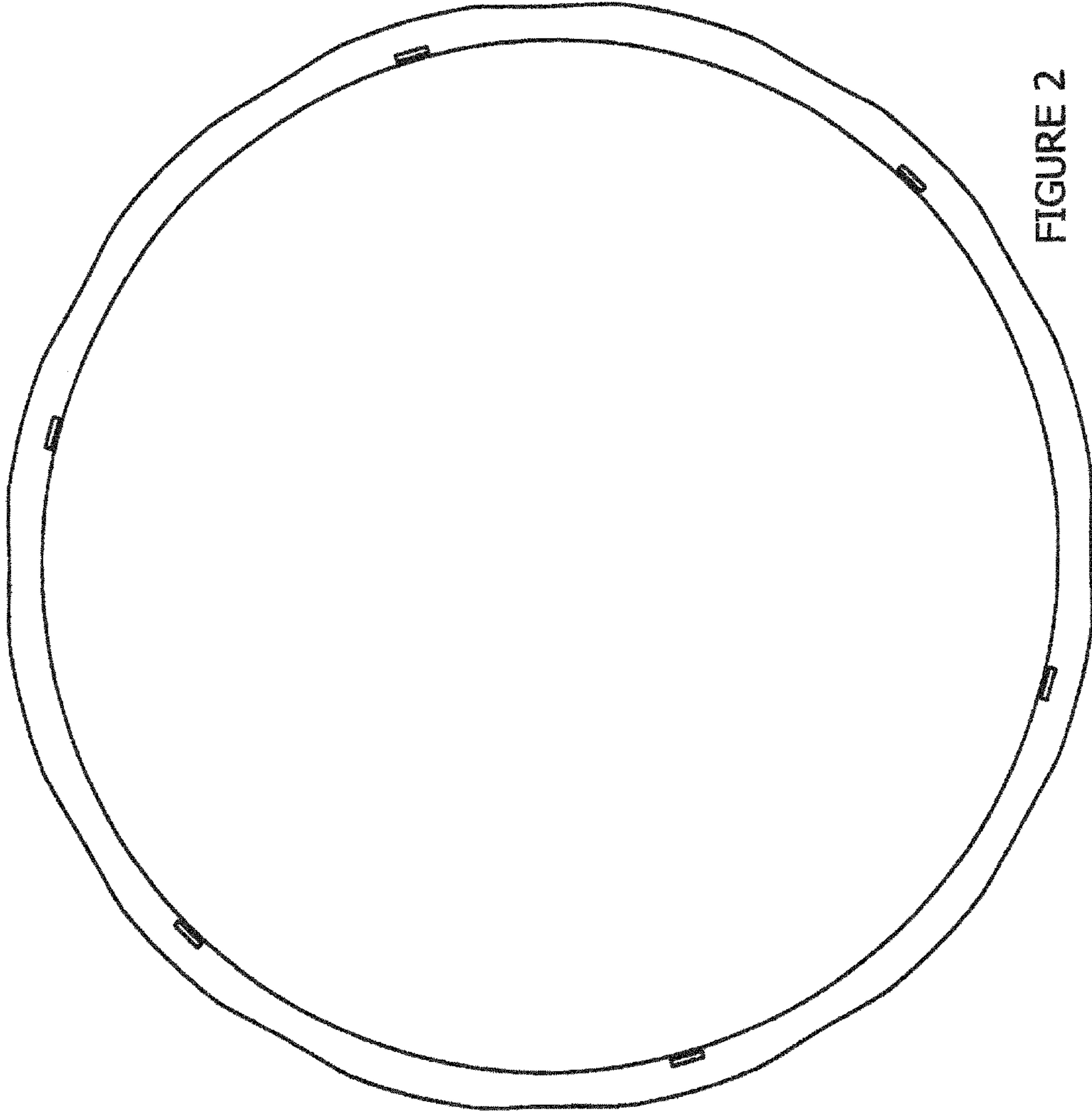


FIGURE 2




FIGURE 3

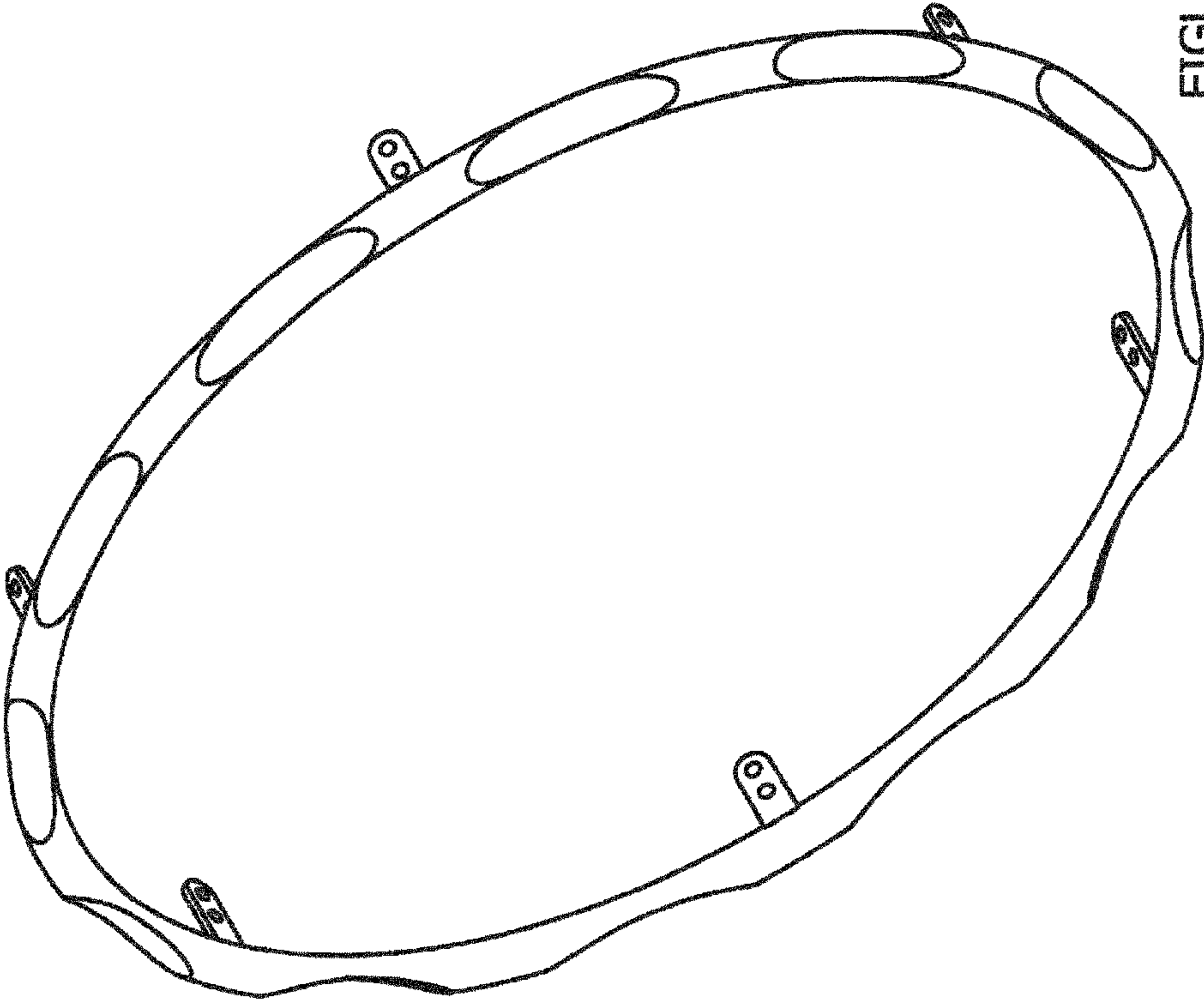


FIGURE 4



FIGURE 5




FIGURE 6

FIGURE 7

