



US00D682149S

(12) **United States Design Patent**
Dubow

(10) **Patent No.:** **US D682,149 S**

(45) **Date of Patent:** **** May 14, 2013**

(54) **SLEIGH CORK HOLDER**

(71) Applicant: **Epic Products, Inc.**, Santa Ana, CA
(US)

(72) Inventor: **Ardeen Dubow**, Santa Ana, CA (US)

(73) Assignee: **Epic Productions, Inc.**, Santa Ana, CA
(US)

(**) Term: **14 Years**

(21) Appl. No.: **29/444,822**

(22) Filed: **Feb. 4, 2013**

(51) **LOC (9) Cl.** **11-02**

(52) **U.S. Cl.**
USPC **D11/157**

(58) **Field of Classification Search** D11/130,
D11/157, 164, 184; D17/19, 20, 14; D7/560,
D7/564, 563, 571, 628, 604, 606, 625, 601;
D9/681, 600; D3/270, 271.1; 206/206
See application file for complete search history.

(56) **References Cited**

U.S. PATENT DOCUMENTS

4,190,979	A *	3/1980	Singer	446/93
D389,089	S *	1/1998	Lal et al.	D11/125
D513,906	S *	1/2006	Holland	D6/451
D521,636	S *	5/2006	Holland	D23/410
D617,611	S *	6/2010	DuBow	D7/628
D617,612	S *	6/2010	DuBow	D7/628

D620,388	S *	7/2010	Chen et al.	D11/125
D626,325	S *	11/2010	DuBow	D3/202
D628,119	S *	11/2010	Sandberg	D11/121
D639,159	S *	6/2011	Dubow	D9/439
D672,684	S *	12/2012	Dubow	D11/157
D674,317	S *	1/2013	Dubow	D11/157

OTHER PUBLICATIONS

Epic Products, Inc., Cork Cages (R), <http://epicproductsinc.com/c-257-cork-cages.aspx>, Jul. 1, 2012.

* cited by examiner

Primary Examiner — T. Chase Nelson

Assistant Examiner — Michelle E Wilson

(74) *Attorney, Agent, or Firm* — Nath, Goldberg & Meyer;
Jerald L. Meyer; Scott C. Langford

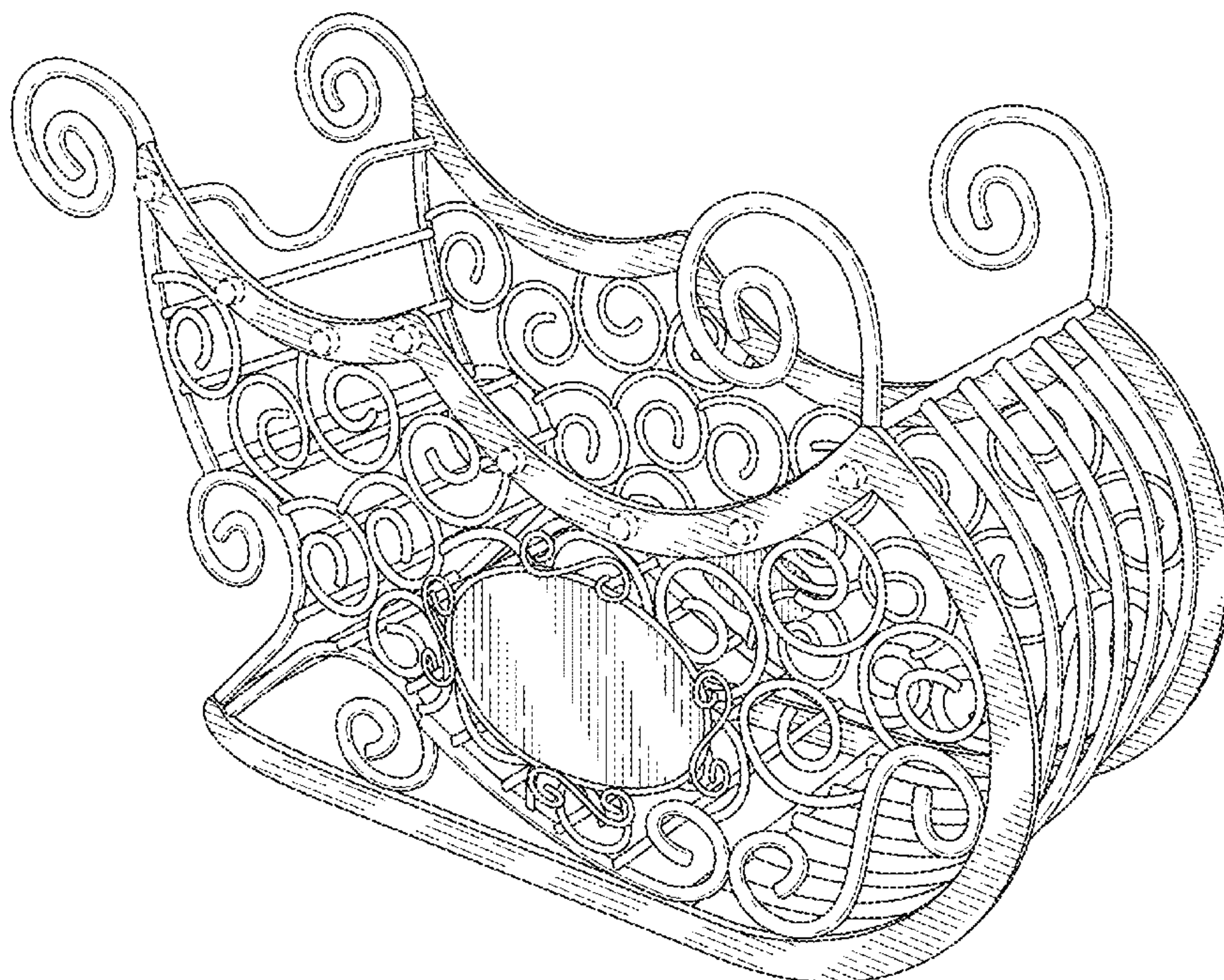
(57) **CLAIM**

The ornamental design for a sleigh cork holder, as shown and described.

DESCRIPTION

FIG. 1 is a right side, front and top perspective view of a sleigh cork holder showing my new design; FIG. 2 is a left side view thereof; FIG. 3 is a top view thereof; FIG. 4 is a bottom view thereof; FIG. 5 is a front view thereof; and, FIG. 6 is a back view thereof. The broken lines depict portions of the sleigh cork holder that form no part of the claimed design.

1 Claim, 4 Drawing Sheets



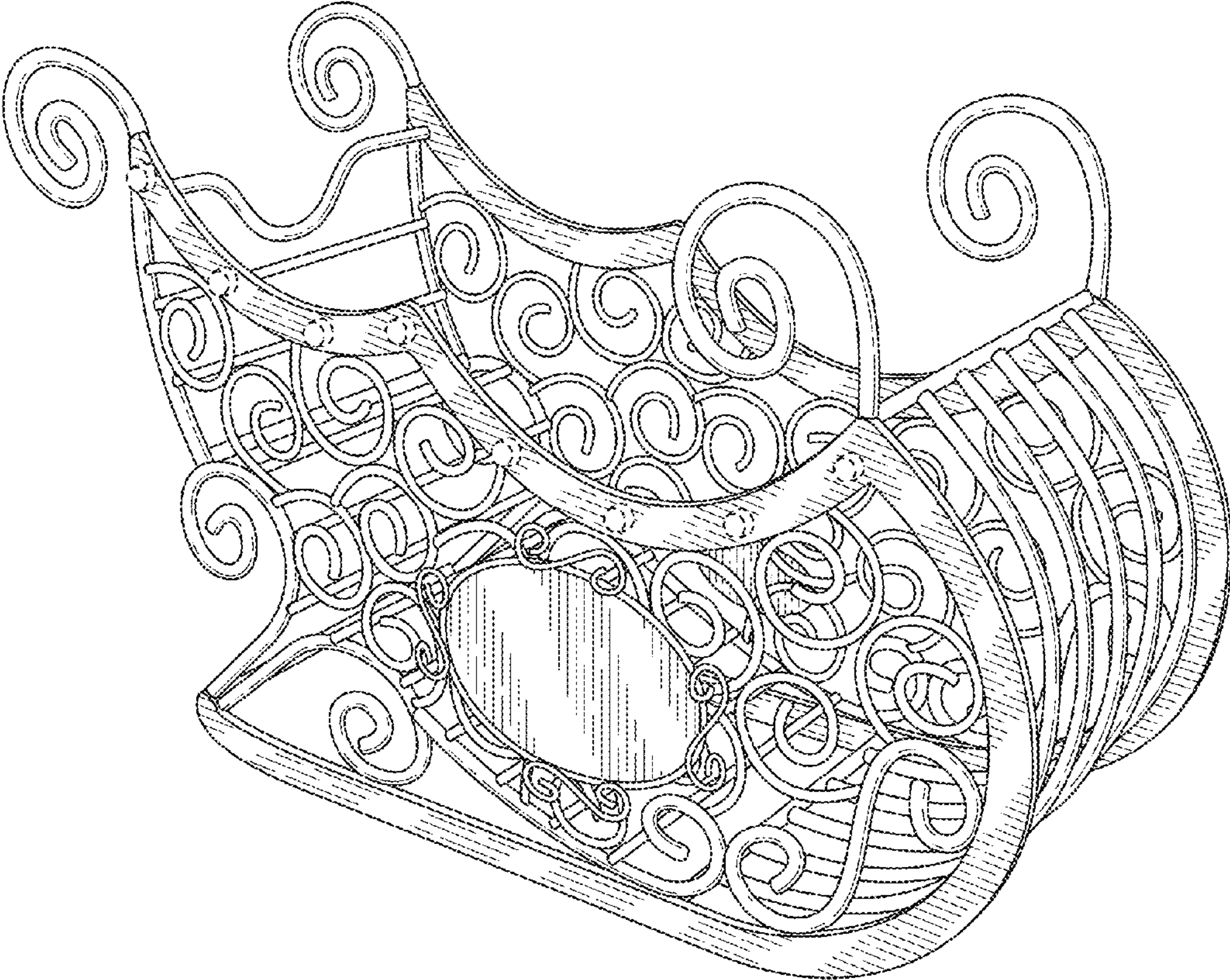


FIG. 1




FIG. 2

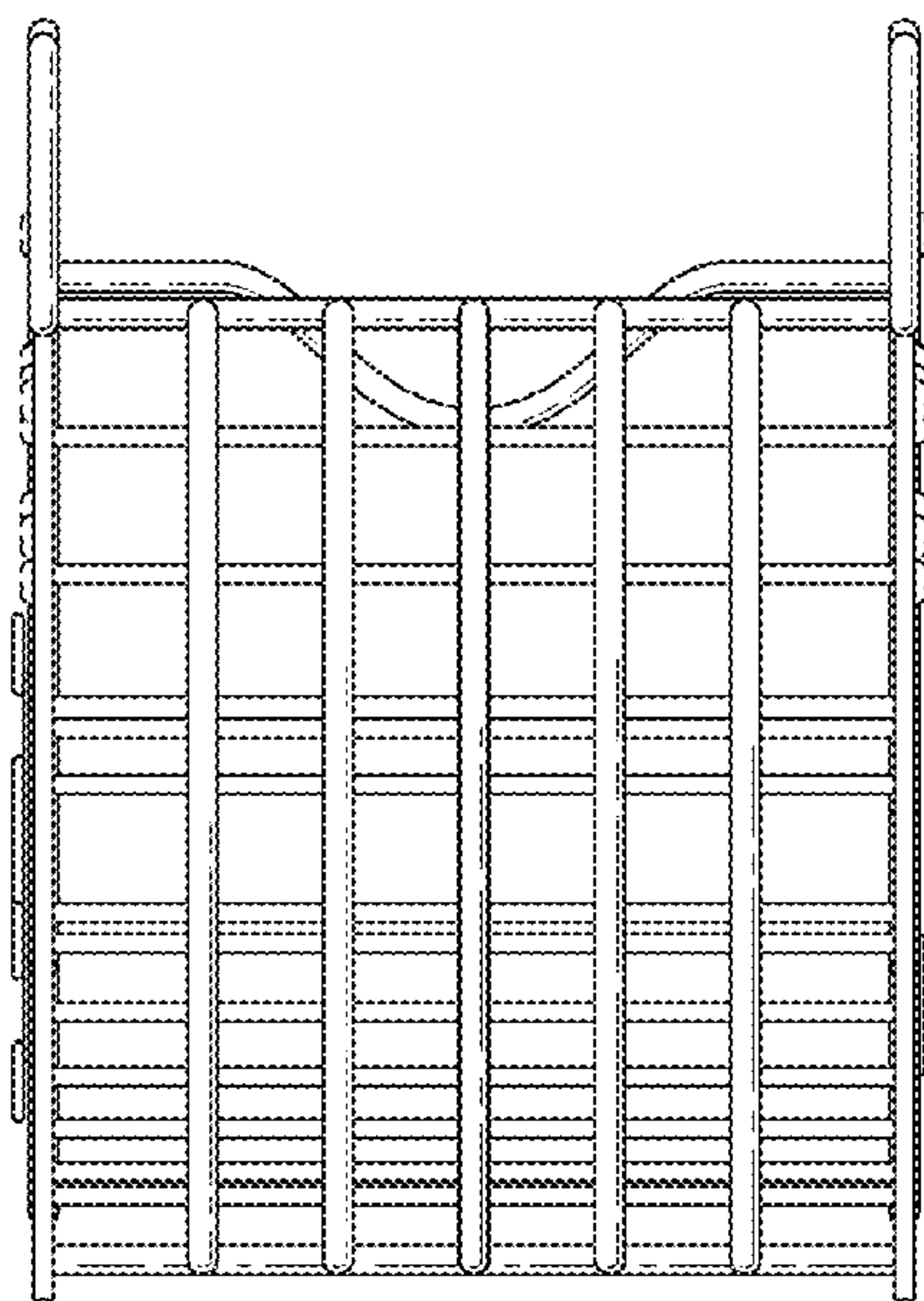


FIG. 5

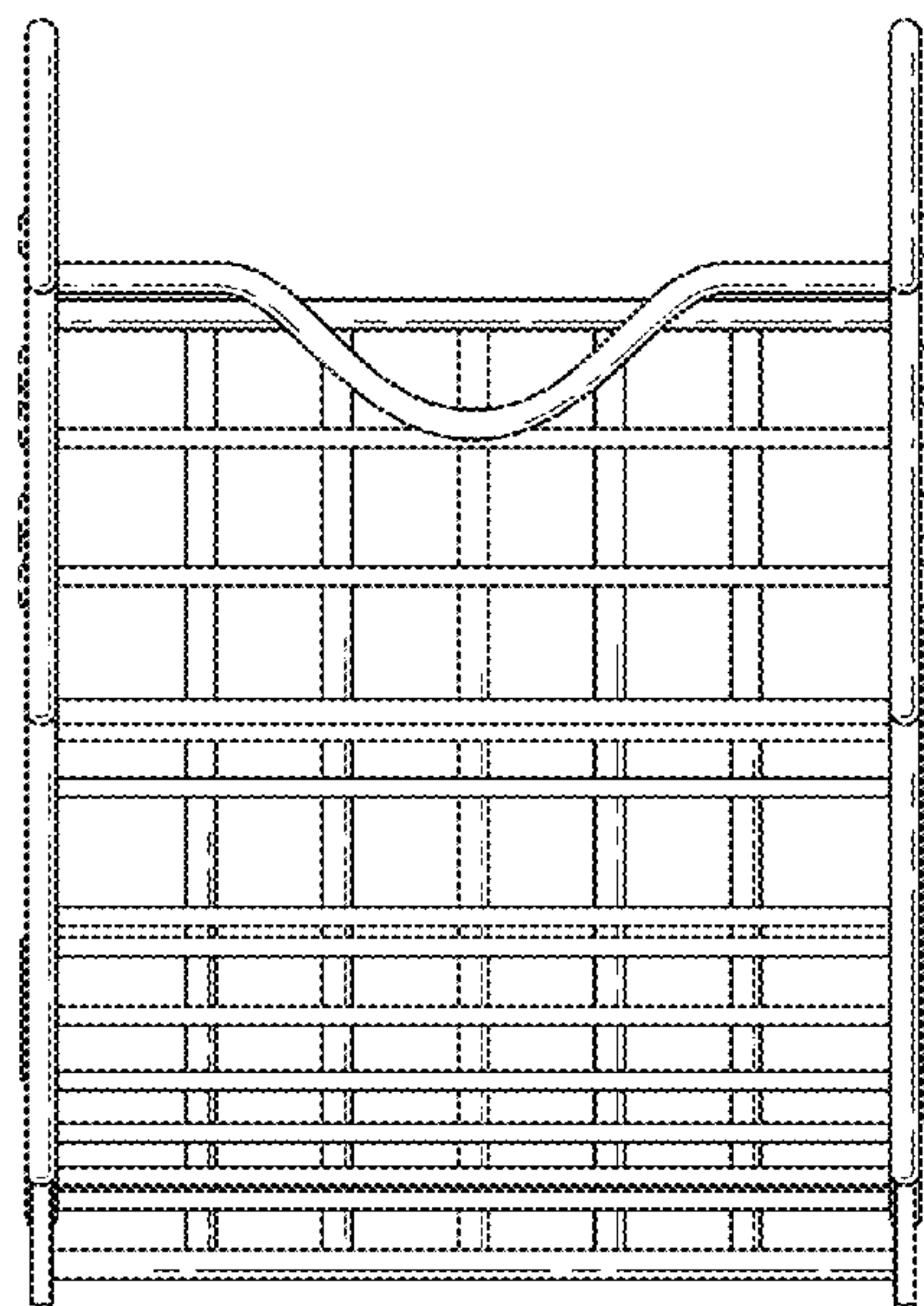


FIG. 6

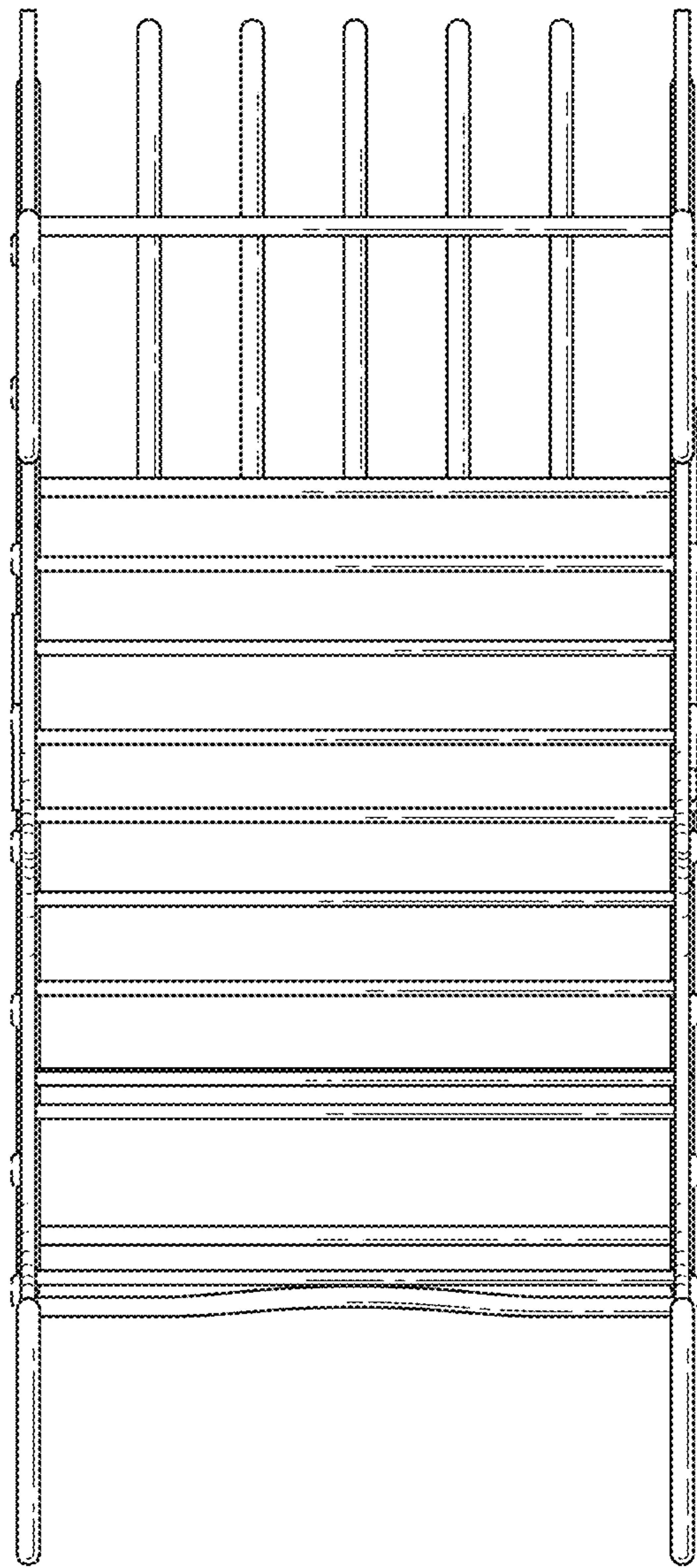


FIG. 3

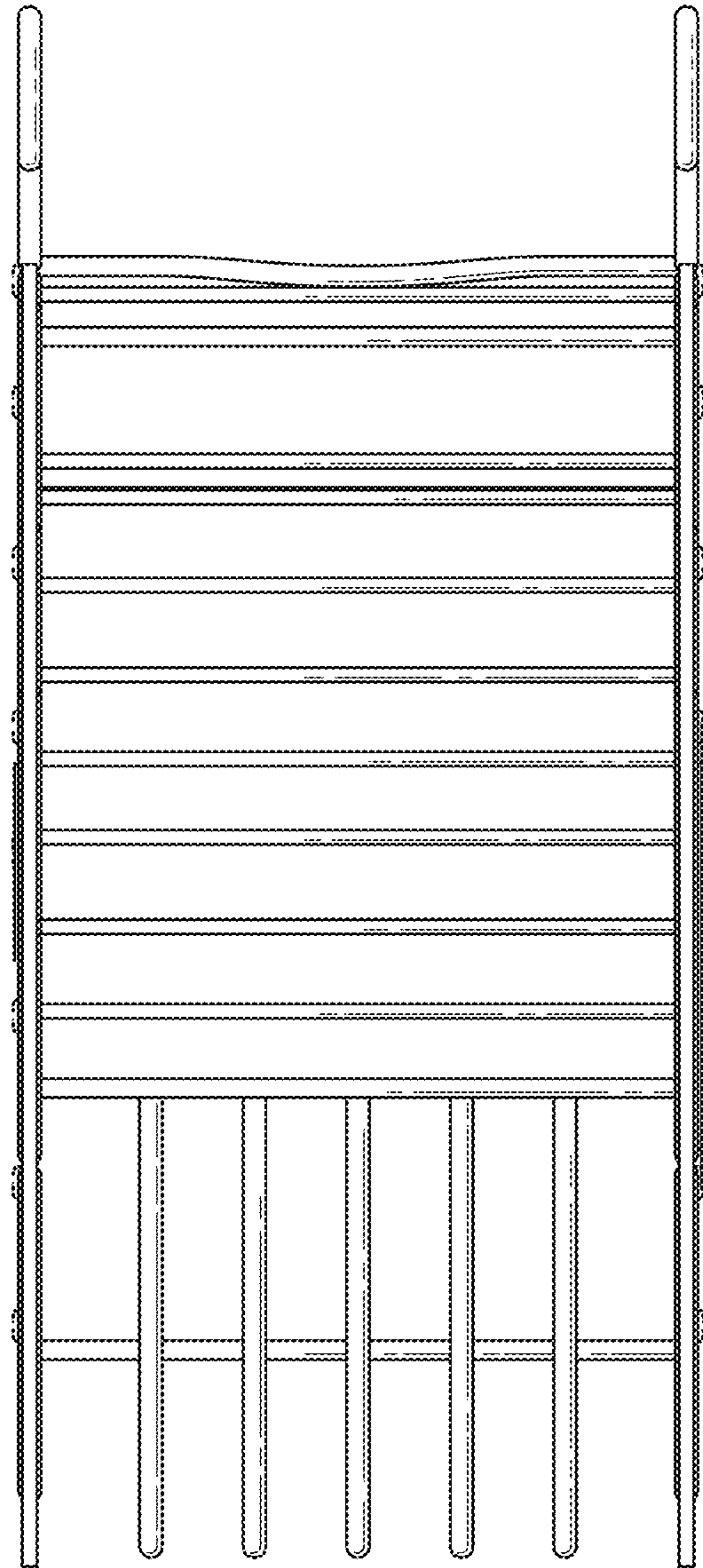


FIG. 4