



US00D682101S

(12) **United States Design Patent**
Mazurkiewicz

(10) **Patent No.:** **US D682,101 S**
(45) **Date of Patent:** **** May 14, 2013**

(54) **CLOSURE**

(75) Inventor: **Timothy M. Mazurkiewicz**, Milwaukee, WI (US)

(73) Assignee: **AptarGroup, Inc.**, Crystal Lake, IL (US)

(**) Term: **14 Years**

(21) Appl. No.: **29/431,095**

(22) Filed: **Sep. 4, 2012**

(51) **LOC (9) Cl.** **09-07**

(52) **U.S. Cl.**
USPC **D9/447; D9/449**

(58) **Field of Classification Search** D9/724,
D9/688, 686, 454, 450, 449, 448, 447, 435,
D9/434; D28/7; 239/333; 222/95, 536,
222/402.1, 153.14, 153.05, 153.04; 220/200;
215/200

See application file for complete search history.

(56) **References Cited**

U.S. PATENT DOCUMENTS

D292,889 S	11/1987	Ostrowsky	
4,776,501 A	10/1988	Ostrowsky	
D343,358 S *	1/1994	Lay et al.	D9/449
5,314,093 A	5/1994	Gross et al.	
5,341,960 A	8/1994	Lay	
5,346,100 A	9/1994	Lay	
D363,222 S *	10/1995	Lay	D9/447

5,873,494 A	2/1999	Dallas, Jr.	
6,283,333 B1	9/2001	Knickerbocker et al.	
6,631,833 B2 *	10/2003	Harriman et al.	222/536
6,832,700 B2	12/2004	Roberts et al.	
7,150,380 B2	12/2006	Hoepner et al.	
D538,161 S	3/2007	Smith et al.	
D576,038 S	9/2008	Mazurkiewicz et al.	
D576,489 S	9/2008	Mazurkiewicz et al.	
D641,627 S *	7/2011	Rosenauer	D9/449

* cited by examiner

Primary Examiner — Susan Bennett Hattan

(74) *Attorney, Agent, or Firm* — Wood, Phillips, Katz, Clark & Mortimer

(57) **CLAIM**

The ornamental design for a closure, as shown and described.

DESCRIPTION

FIG. 1 is a front isometric view of a closure, and FIG. 1 shows my new design with the lid in the closed position as the lid would be initially positioned with the closure body for installation of the closure on a container (not shown) for initial purchase by a consumer;

FIG. 2 is a rear isometric view thereof;

FIG. 3 is a top plan view thereof;

FIG. 4 is a right side elevational view thereof, the left side elevational view thereof being identical; and,

FIG. 5 is a front elevational view thereof, the rear elevational view thereof being identical.

1 Claim, 3 Drawing Sheets

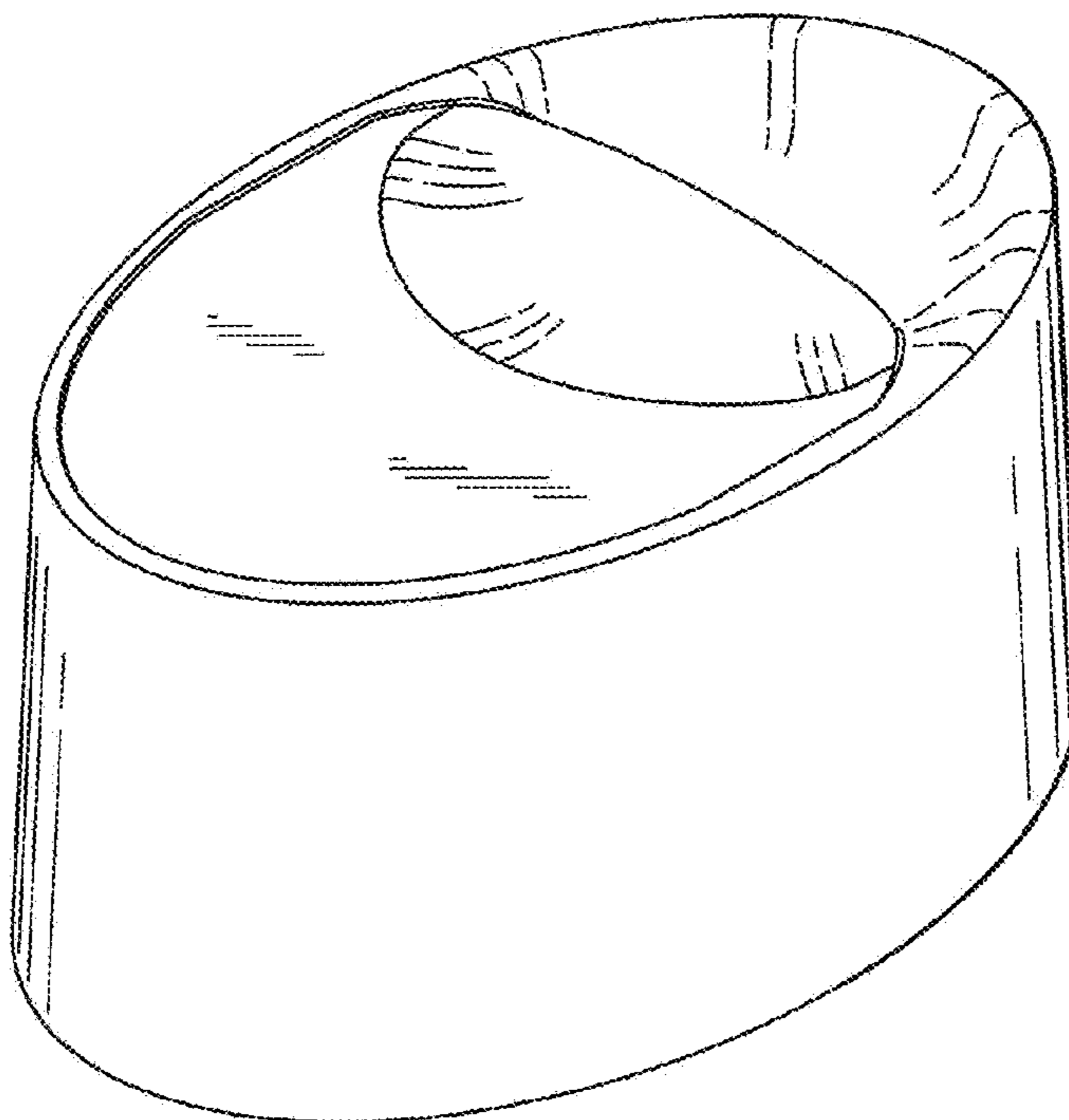


FIG. 1

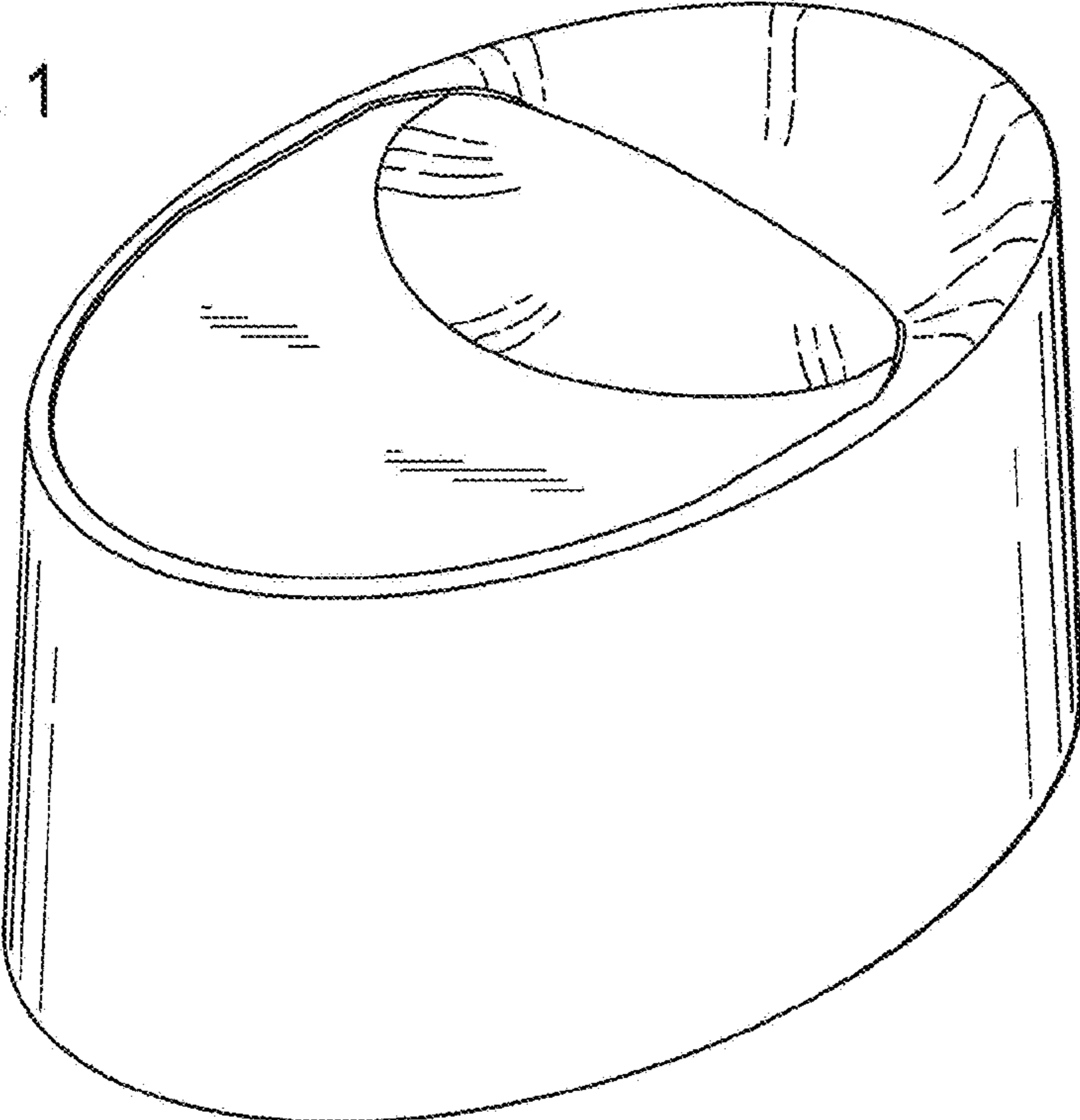
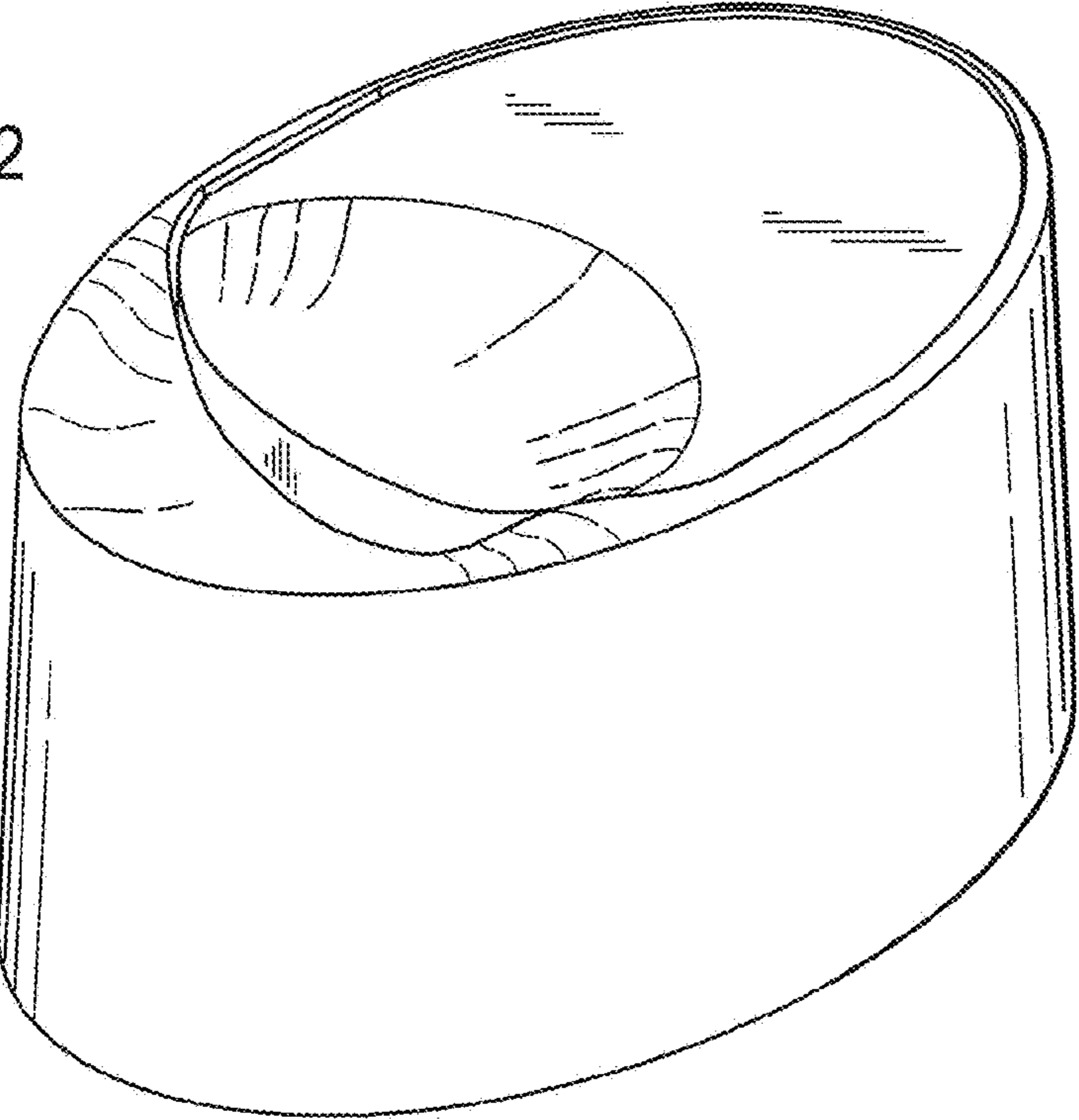


FIG. 2



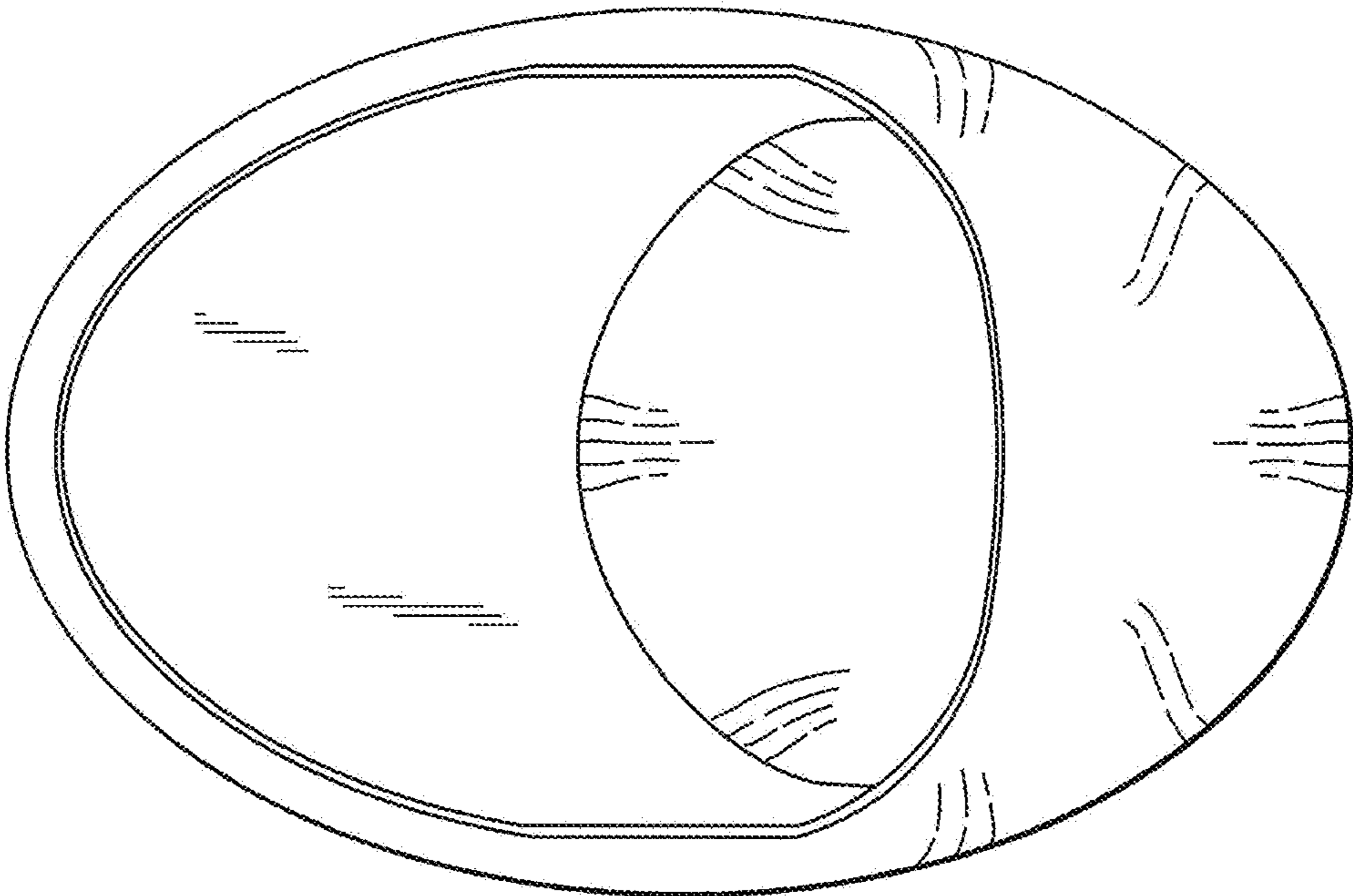


FIG. 3




FIG. 4




FIG. 5