



US00D682088S

(12) **United States Design Patent**  
**de Urquijo Carmona**

(10) **Patent No.:** **US D682,088 S**

(45) **Date of Patent:** **\*\* May 14, 2013**

(54) **CONTAINER**

(75) **Inventor:** **Efrén de Urquijo Carmona**, Puebla (MX)

(73) **Assignee:** **Grupo Convermex, S.A. de C.V.**, Puebla Pue (MX)

(\*\*) **Term:** **14 Years**

(21) **Appl. No.:** **29/398,781**

(22) **Filed:** **Aug. 4, 2011**

(51) **LOC (9) Cl.** ..... **09-03**

(52) **U.S. Cl.**  
USPC ..... **D9/428**

(58) **Field of Classification Search** ..... D9/414,  
D9/418, 424, 425, 428, 429; D7/619, 629;  
229/400-406, 932, 906.1; 220/656-659,  
220/669-675, 912, 4.21-4.27; 206/553, 557,  
206/541, 775, 776

See application file for complete search history.

(56) **References Cited**

**U.S. PATENT DOCUMENTS**

D94,553 S	2/1935	Marquot	
D105,431 S	7/1937	Cobel	
D241,228 S *	8/1976	Boduch	D9/428
D253,872 S *	1/1980	Reynolds	D9/428
D289,356 S *	4/1987	Tanaka	D7/523
5,143,247 A	9/1992	Gavle	
D333,196 S *	2/1993	Dziersk et al.	D34/1
5,346,095 A	9/1994	Deal	
5,427,269 A	6/1995	Willbrandt	
5,433,337 A	7/1995	Willbrandt	
D369,971 S *	5/1996	Brauner et al.	D9/428
5,769,266 A	6/1998	Willbrandt	
5,911,360 A	6/1999	Schellenberg	
6,010,062 A	1/2000	Shimono	
D424,377 S	5/2000	Wyche	
D469,691 S *	2/2003	Brondyke et al.	D9/431

D508,372 S	8/2005	Martinez-Lopez	
D526,847 S	8/2006	Freeman	
D527,583 S	9/2006	Freeman	
D536,930 S	2/2007	Li	
D559,039 S	1/2008	Freeman	
D559,040 S	1/2008	Freeman	
D574,192 S *	8/2008	Schosser	D7/531
D587,527 S	3/2009	Wolhändler	
D608,591 S	1/2010	Hillebrenner et al.	
D609,967 S	2/2010	Helfant	
D622,105 S	8/2010	Koennecke et al.	
D627,596 S	11/2010	Hillebrenner et al.	
D659,472 S *	5/2012	D'Amato	D7/509

**FOREIGN PATENT DOCUMENTS**

MX	11269	11/1971
MX	674	10/1975
MX	599	8/1978
MX	870	5/1979
MX	154381	8/1987
WO	WO-03/045200 A2	6/2003

(Continued)

*Primary Examiner* — Thomas Johannes

(74) *Attorney, Agent, or Firm* — Foley & Lardner LLP

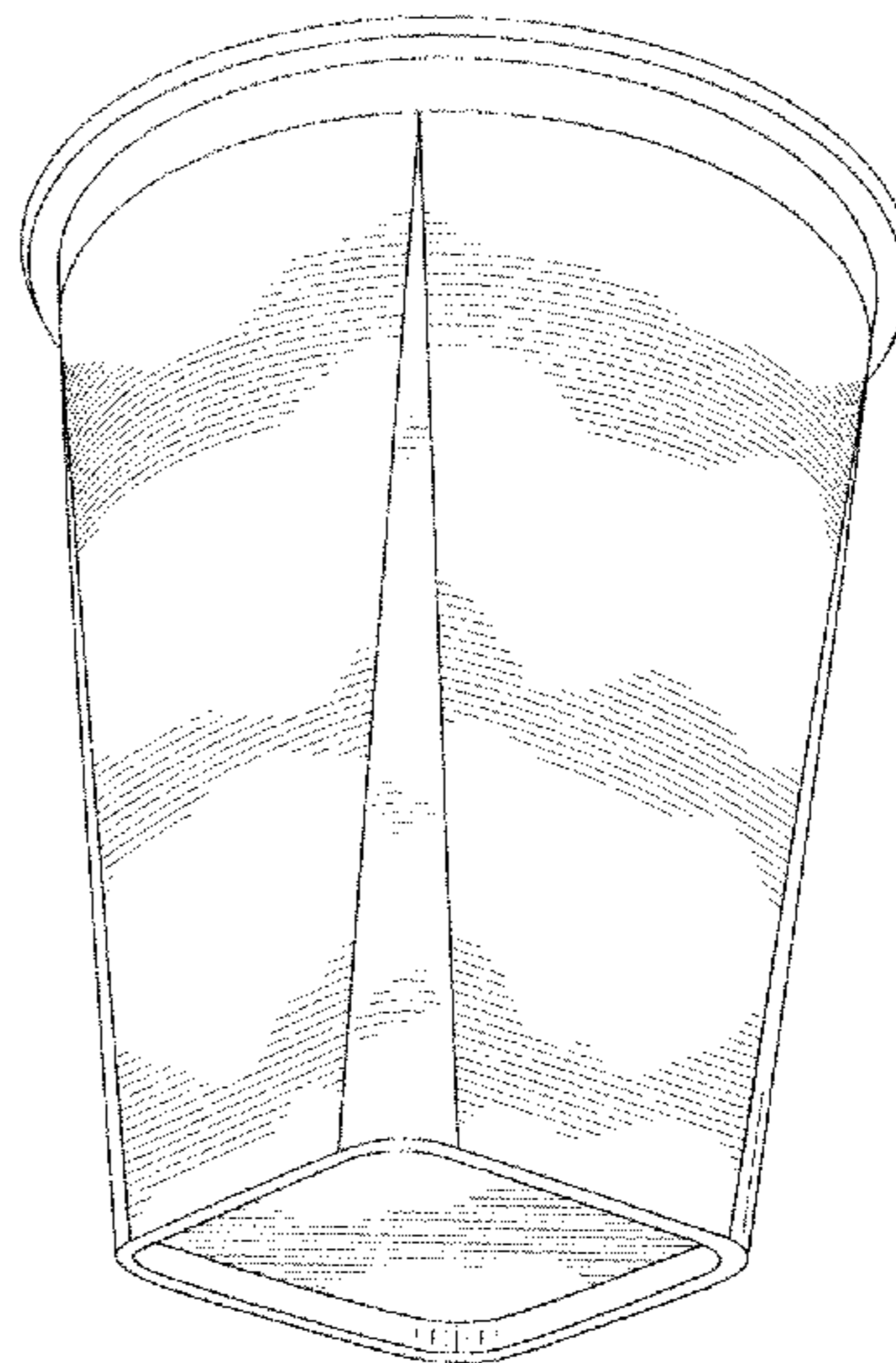

(57) **CLAIM**

I claim the ornamental design for a container, as shown and described.

**DESCRIPTION**

FIG. 1 is a top rear perspective view of a container according to my new design;  
FIG. 2 is a front view thereof;  
FIG. 3 is a rear view thereof;  
FIG. 4 is a left side view thereof;  
FIG. 5 is a right side view thereof;  
FIG. 6 is a top view thereof;  
FIG. 7 is a bottom view thereof;  
FIG. 8 is a bottom perspective view thereof; and,  
FIG. 9 is another top perspective view thereof.

**1 Claim, 5 Drawing Sheets**



# US D682,088 S

Page 2

---

## FOREIGN PATENT DOCUMENTS

WO WO-2005/032806 A2 4/2005  
WO WO-2005/042356 A1 5/2005  
WO WO-2005/100167 A1 10/2005

WO WO-2006/043971 A1 4/2006  
WO WO-2006/130325 A2 12/2006

\* cited by examiner

Fig. 1




Fig. 2

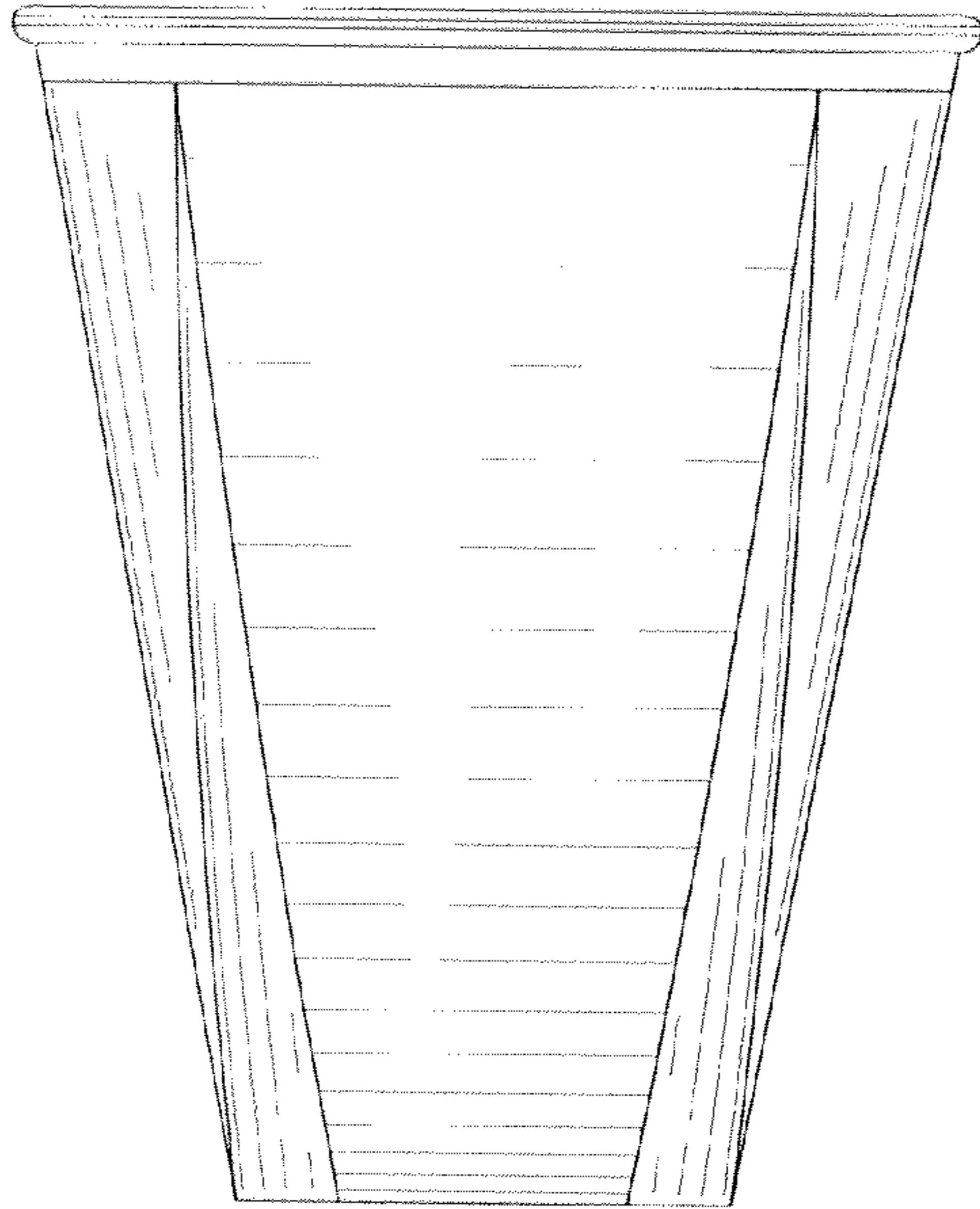


Fig. 3

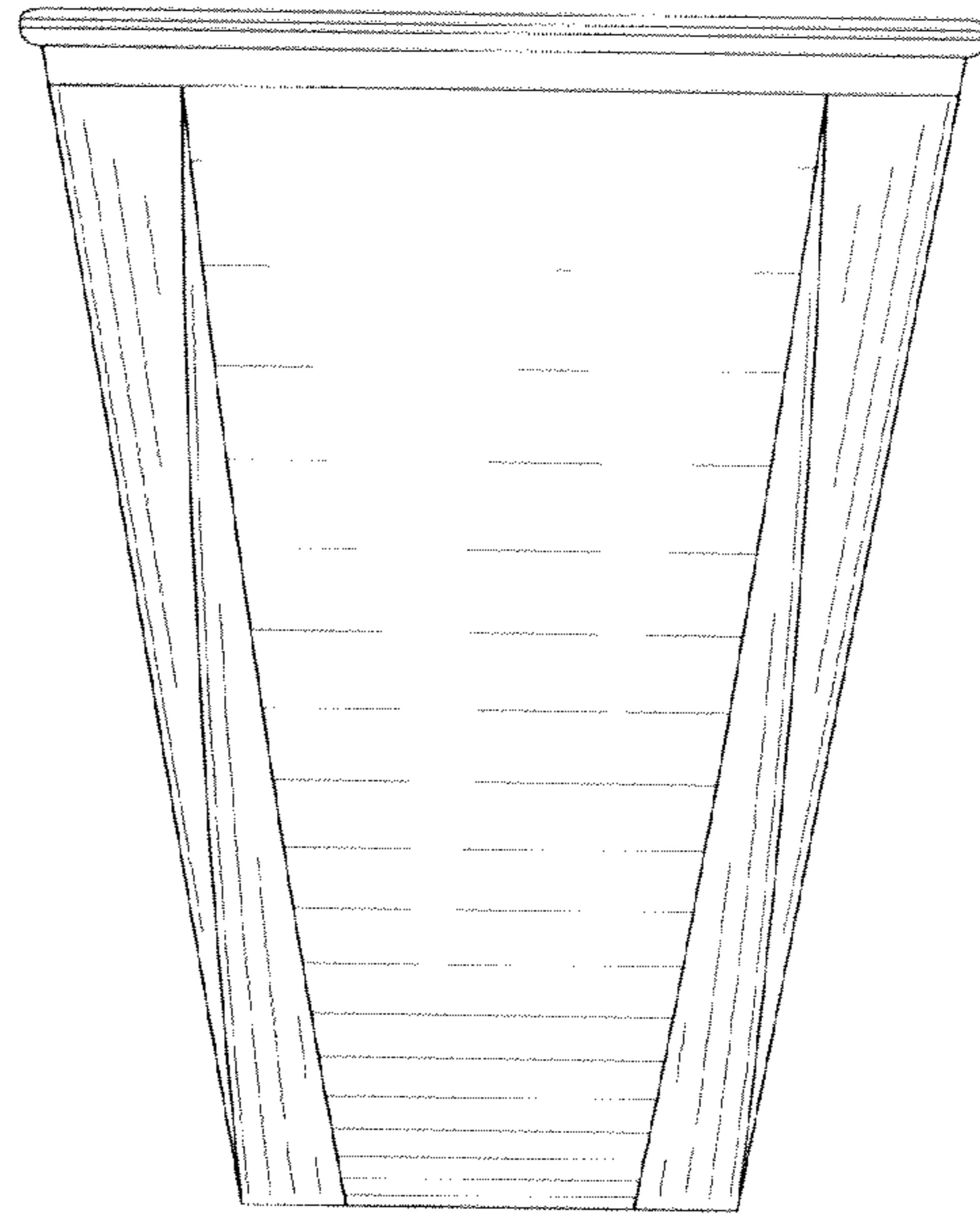


Fig. 4

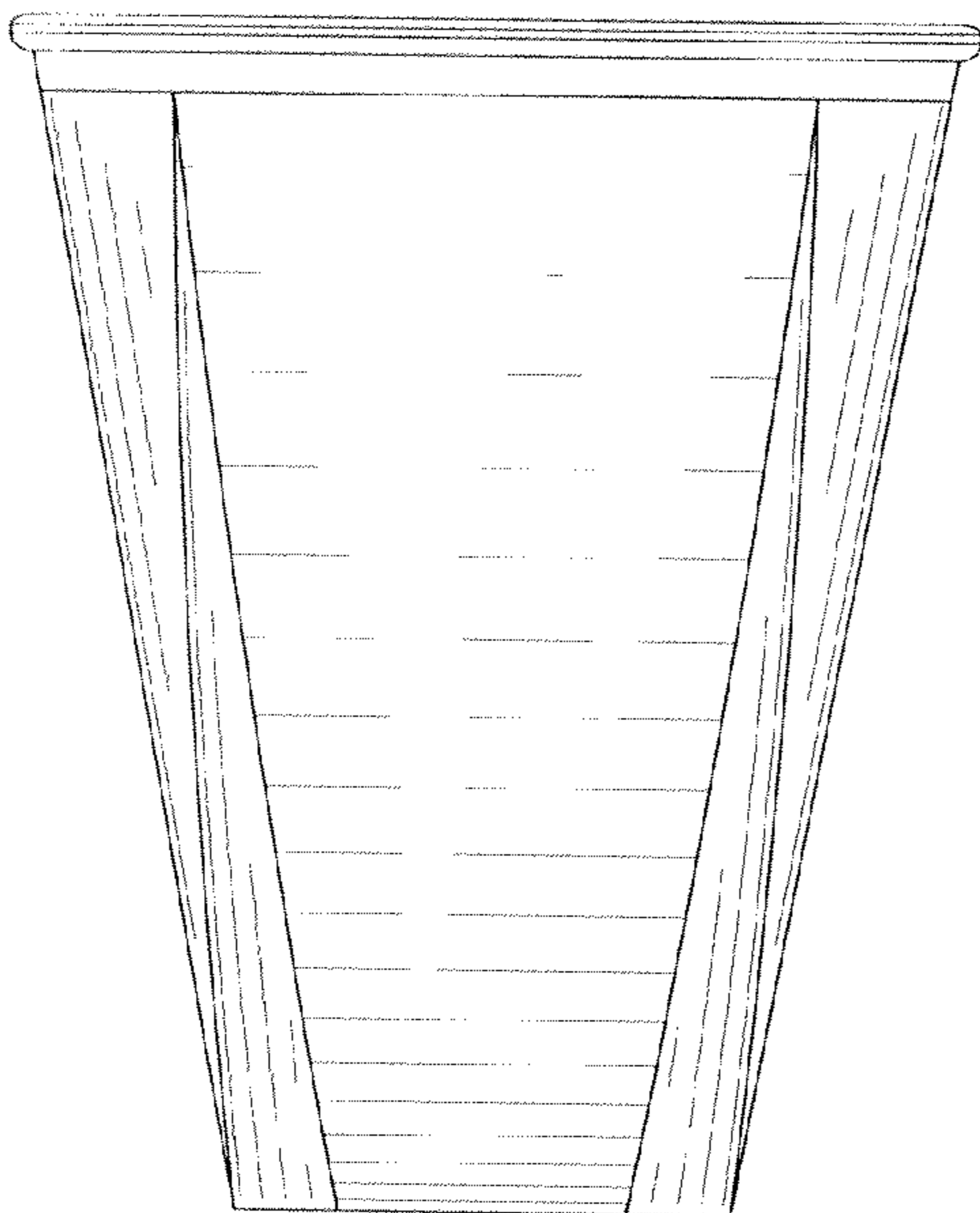


Fig. 5

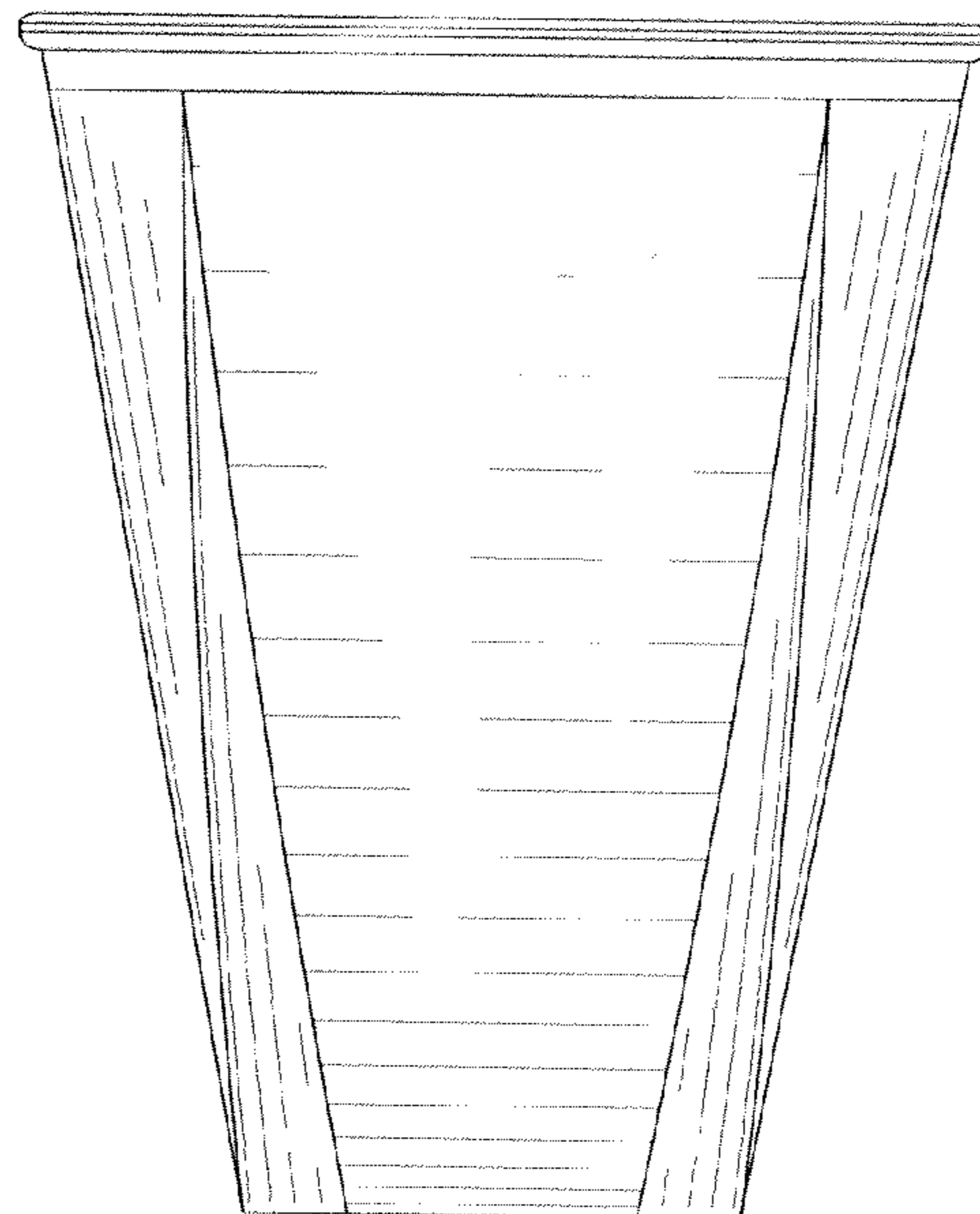


Fig. 6

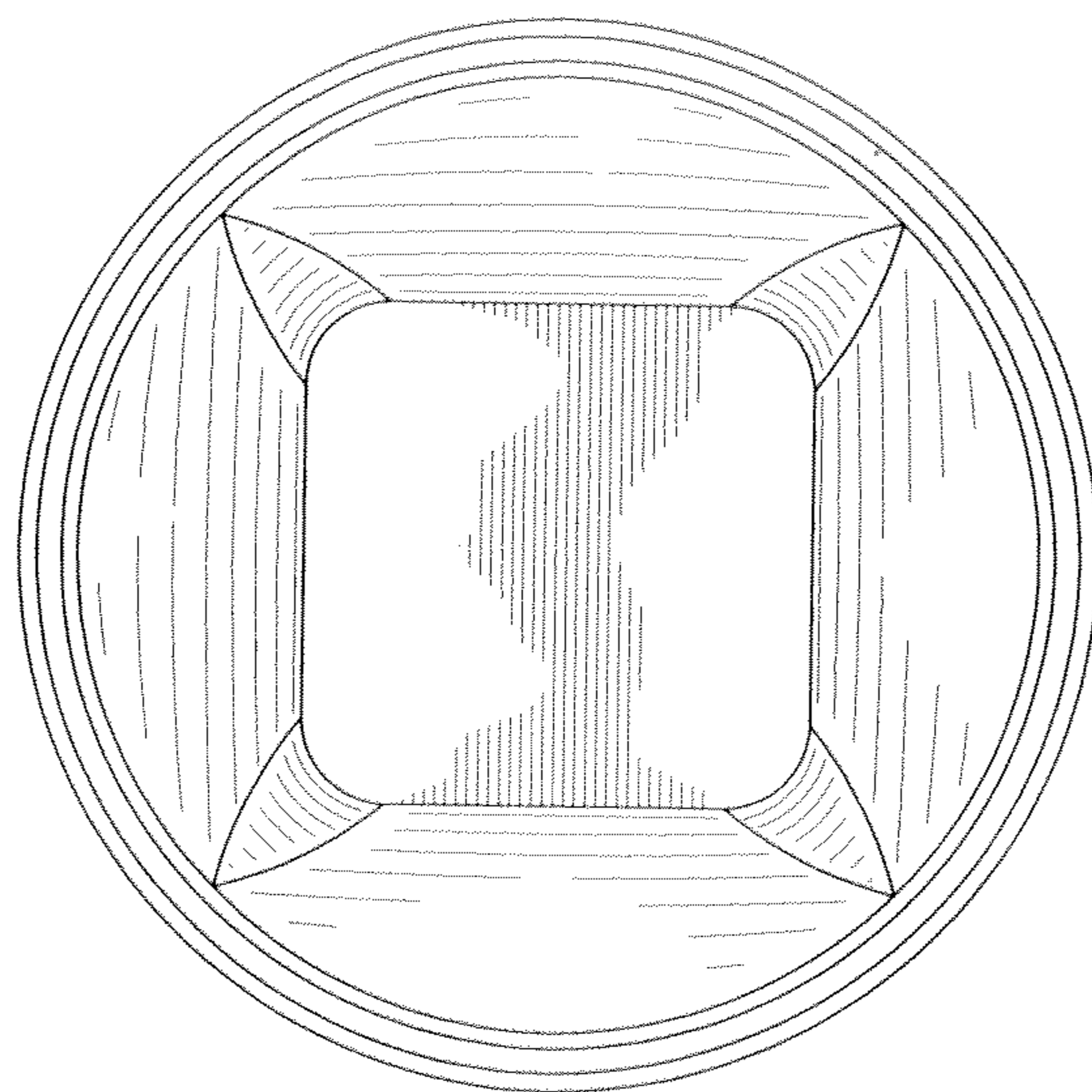


Fig. 7

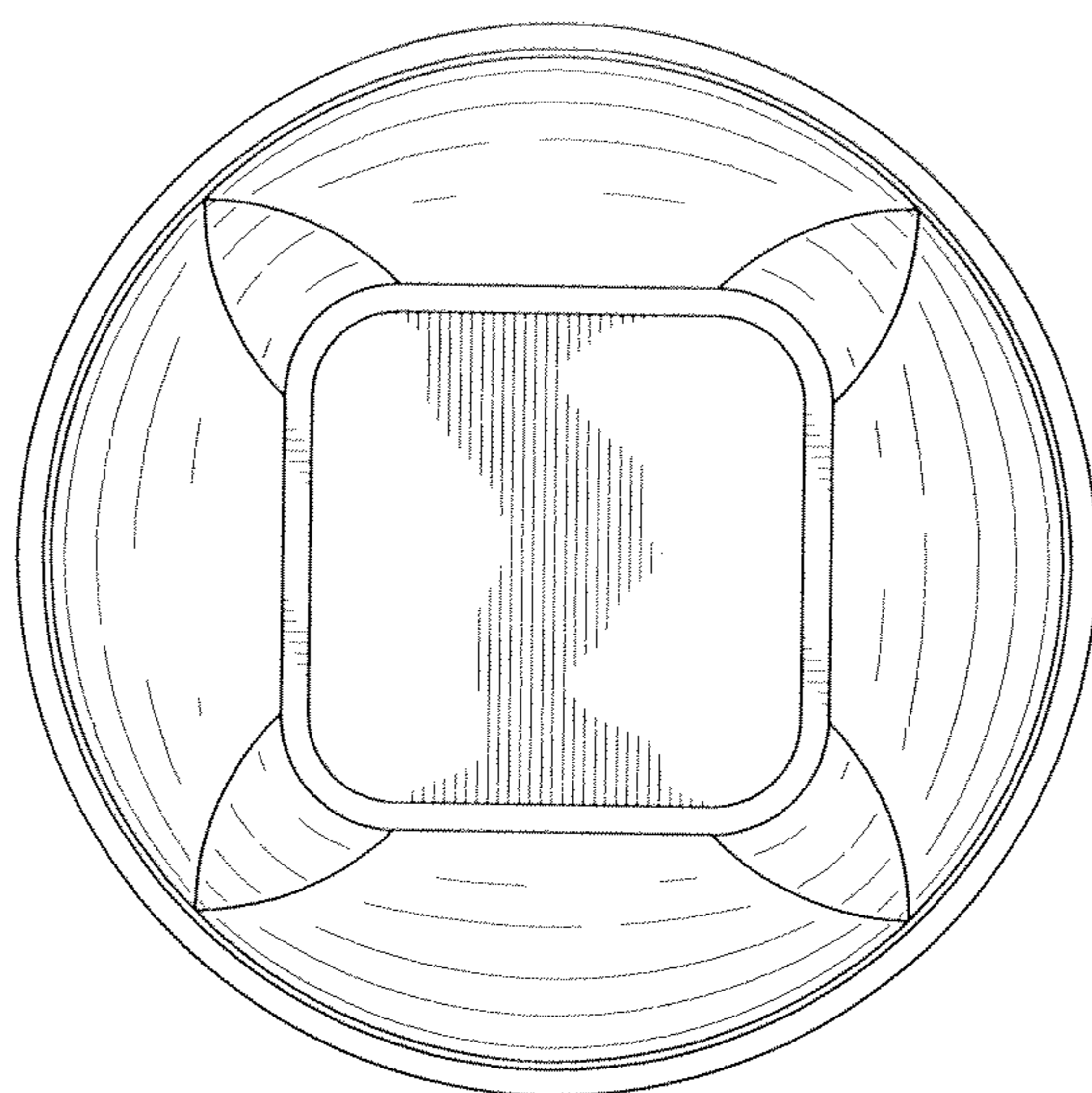


Fig. 8

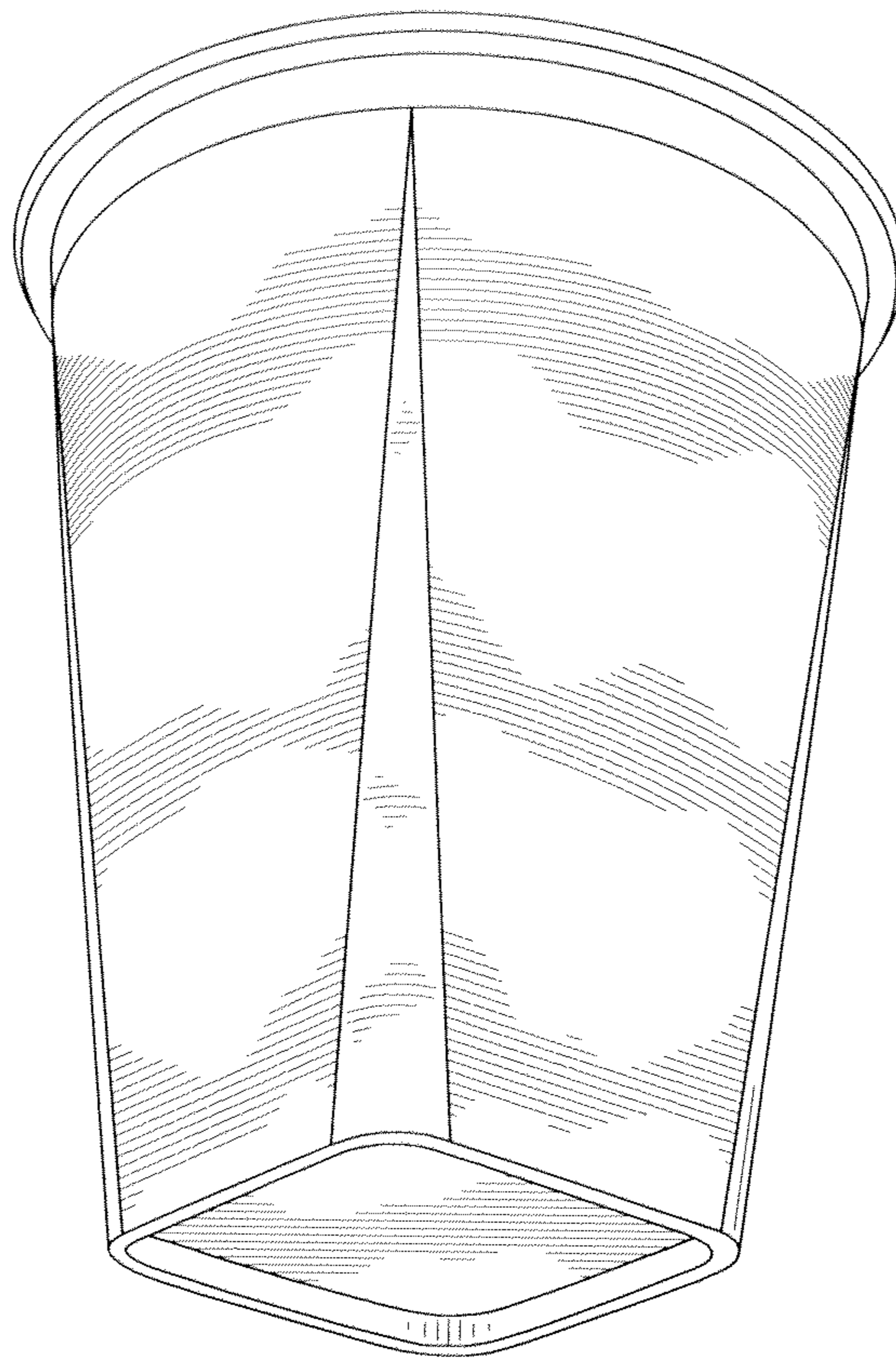


Fig. 9

