



US00D682062S

(12) **United States Design Patent**
Metaxatos et al.

(10) **Patent No.:** **US D682,062 S**

(45) **Date of Patent:** **** May 14, 2013**

(54) **SURFACE-PREPARATION TOOL HANDLE**

(75) Inventors: **Paul Metaxatos**, Swampscott, MA (US);
Steffen Koury, Everett, MA (US);
James McGee, Chelsea, MA (US);
Richard M. Farland, Fiskdale, MA
(US); **Corey Talbot**, Hebron, CT (US)

(73) Assignee: **Hyde Tools, Inc.**, Southbridge, MA (US)

(**) Term: **14 Years**

(21) Appl. No.: **29/418,291**

(22) Filed: **Apr. 13, 2012**

(51) **LOC (9) Cl.** **08-05**

(52) **U.S. Cl.**

USPC **D8/45**

(58) **Field of Classification Search** D8/10,
D8/45, 107; 15/235.3, 235.4, 235.5, 235.6,
15/235.7, 236.1, 245.1; 294/49; D32/46,
D32/48-49, 52

See application file for complete search history.

(56) **References Cited**

U.S. PATENT DOCUMENTS

D462,251	S	*	9/2002	Collins et al.	D8/107
6,742,215	B2	*	6/2004	Panfili et al.	15/236.01
D498,124	S	*	11/2004	Mitchell	D8/45
6,880,198	B1	*	4/2005	Hazard	15/235.7
D526,881	S	*	8/2006	Holby	D8/107
D535,541	S	*	1/2007	Holby	D8/107
D551,053	S	*	9/2007	Bruno et al.	D8/107
D608,177	S	*	1/2010	Perlman	D8/107

D612,702	S	*	3/2010	Perlman	D8/107
2007/0074401	A1	*	4/2007	Myers et al.	30/142
2007/0294850	A1	*	12/2007	Murphy et al.	15/235.4

OTHER PUBLICATIONS

Hyde Pro Hardwood Taping Knife. <http://www.amazon.com/Hyde-9247-12-Inch-Hardwood-Extruded/dp/B00870P7P8> Downloaded Sep. 25, 2012.*

* cited by examiner

Primary Examiner — Philip S Hyder

Assistant Examiner — Roselynn Cody

(74) *Attorney, Agent, or Firm* — Louis J. Franco; Law Office of Louis J. Franco

(57) **CLAIM**

The ornamental design for a surface-preparation tool handle, as shown and described.

DESCRIPTION

FIG. 1 is a top perspective view of a surface-preparation tool handle showing our design;

FIG. 2 is a side elevational view of the surface-preparation tool handle of FIG. 1, the left and right sides being mirror images of one another;

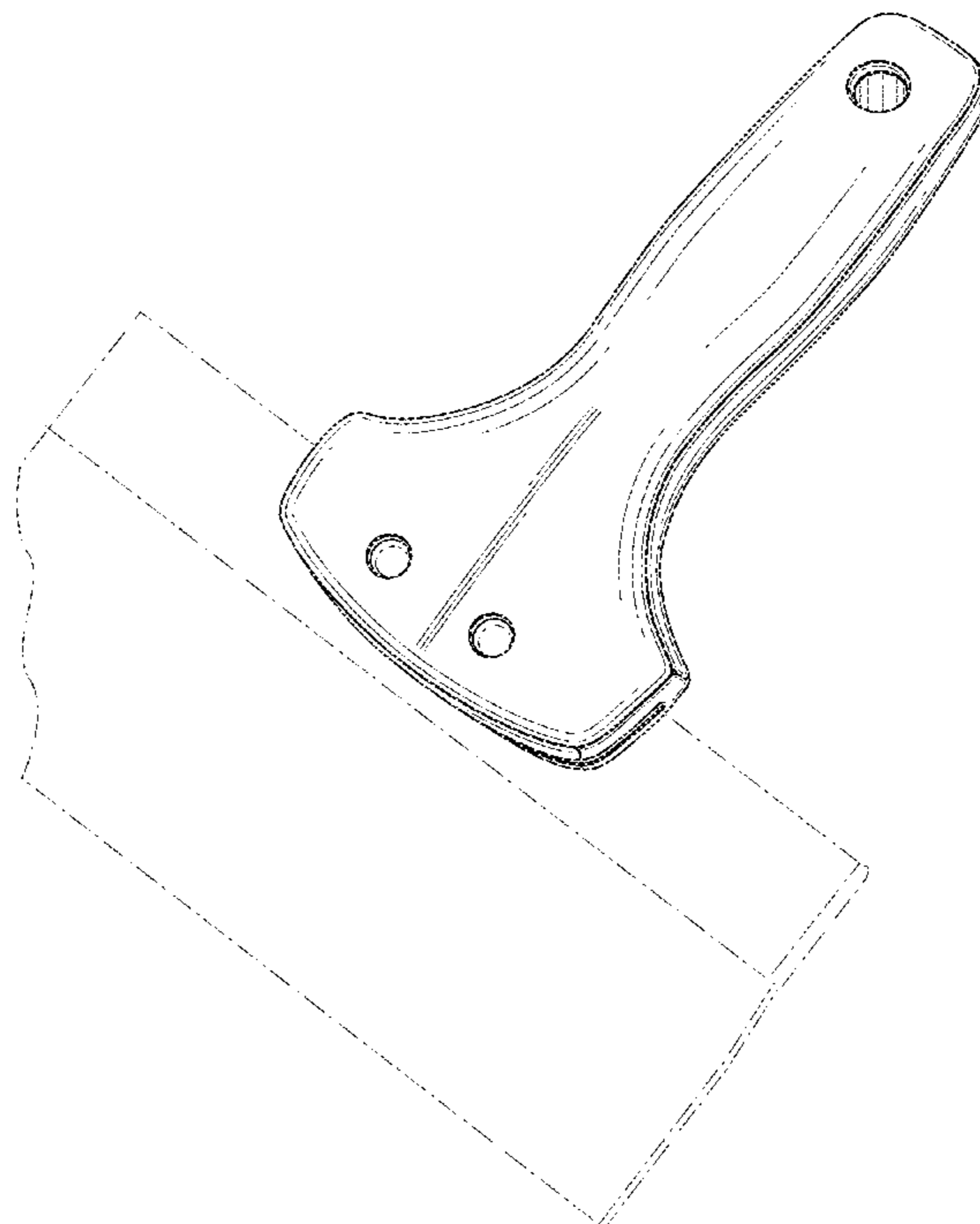
FIG. 3 is a top view of the surface-preparation tool handle of FIG. 1;

FIG. 4 is a front view of the surface-preparation tool handle of FIG. 1; and,

FIG. 5 is a rear view of the surface-preparation tool handle of FIG. 1.

The broken lines in the drawings are directed to environment and form no part of the claim.

1 Claim, 4 Drawing Sheets



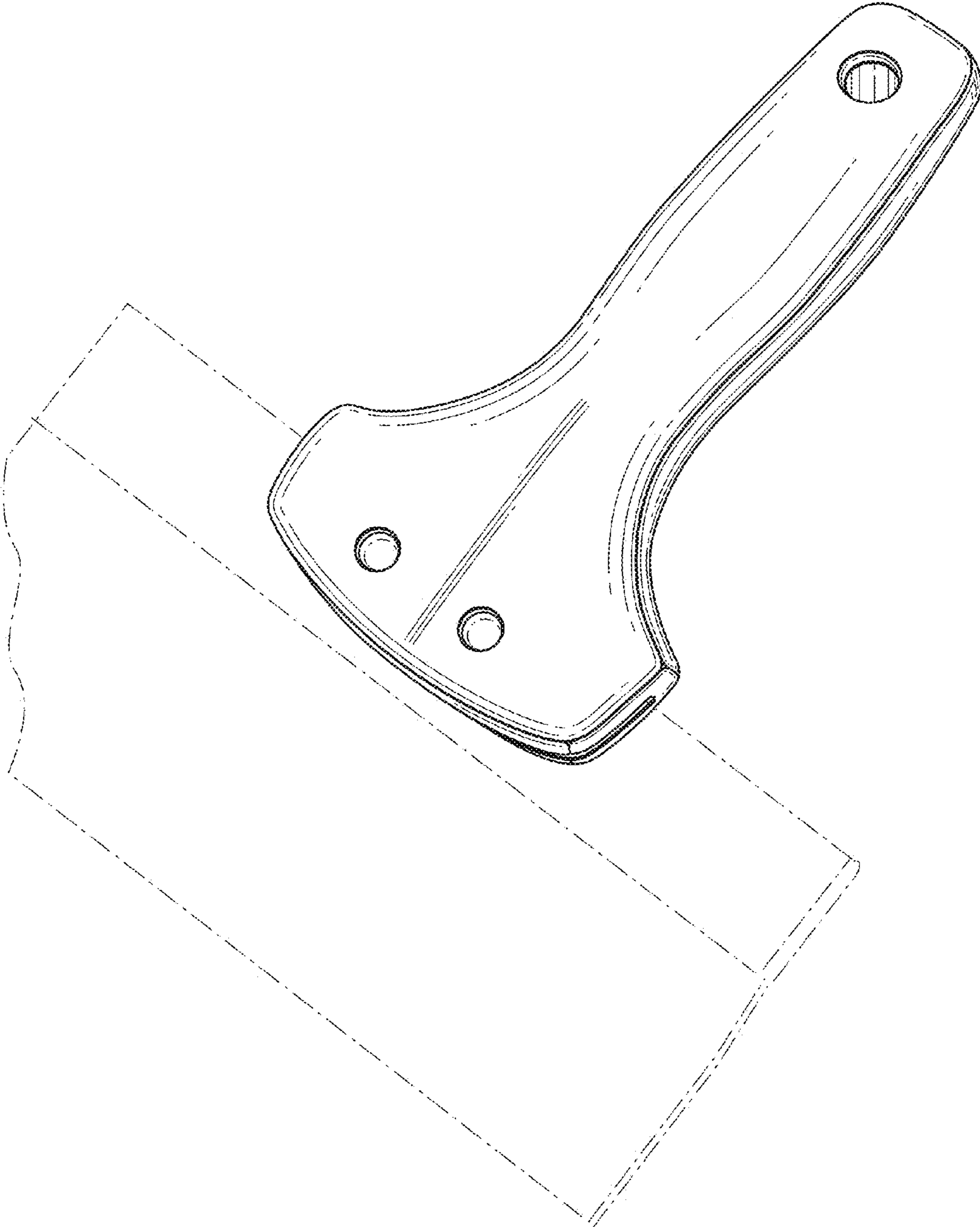


FIG. 1

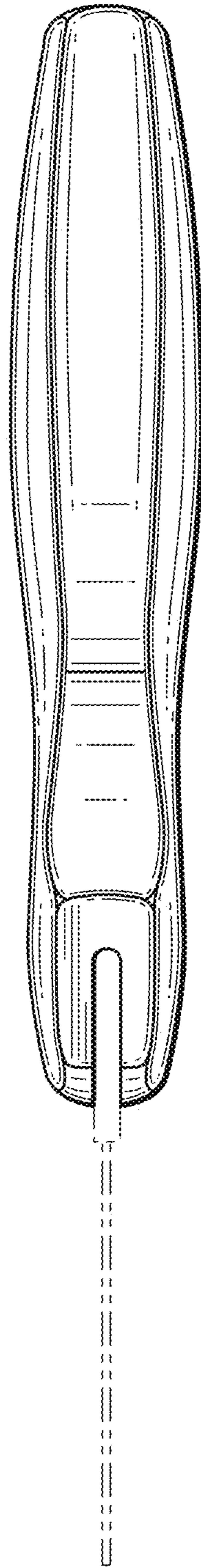


FIG. 2

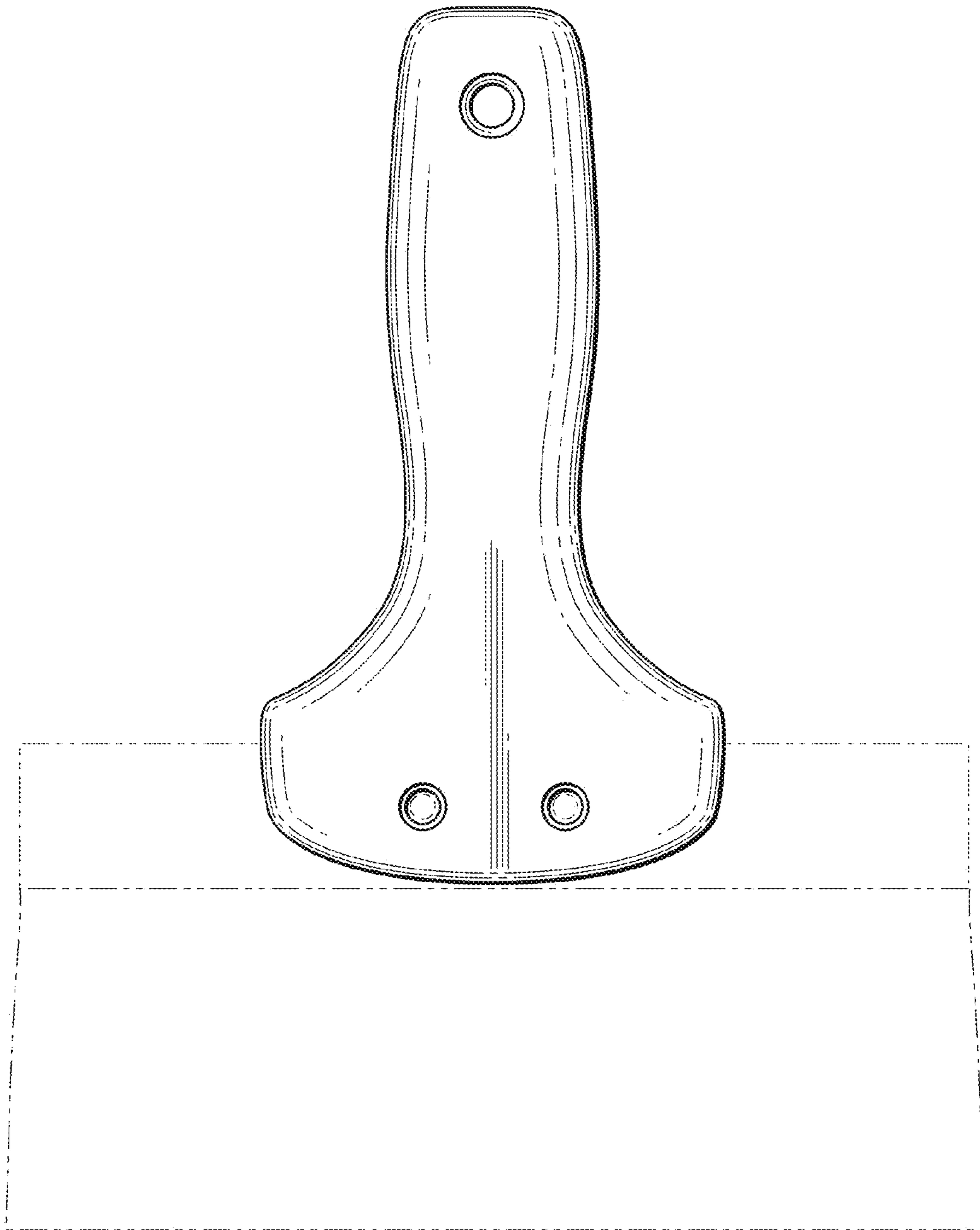


FIG. 3

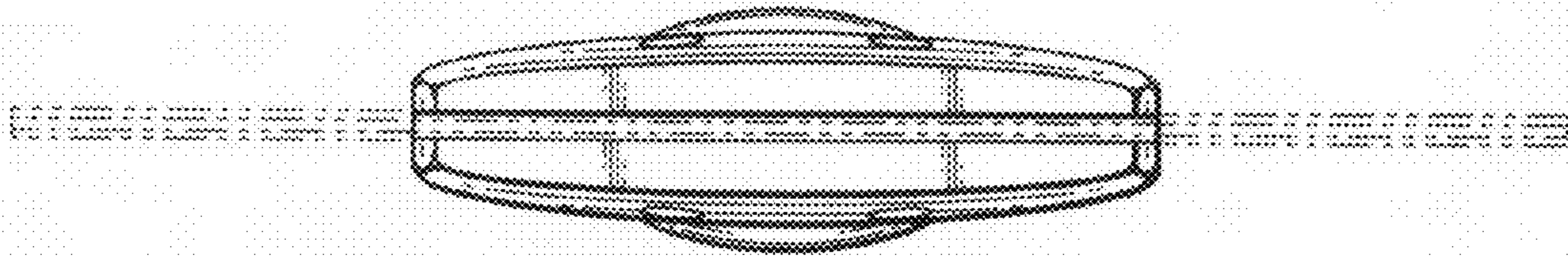


FIG. 4

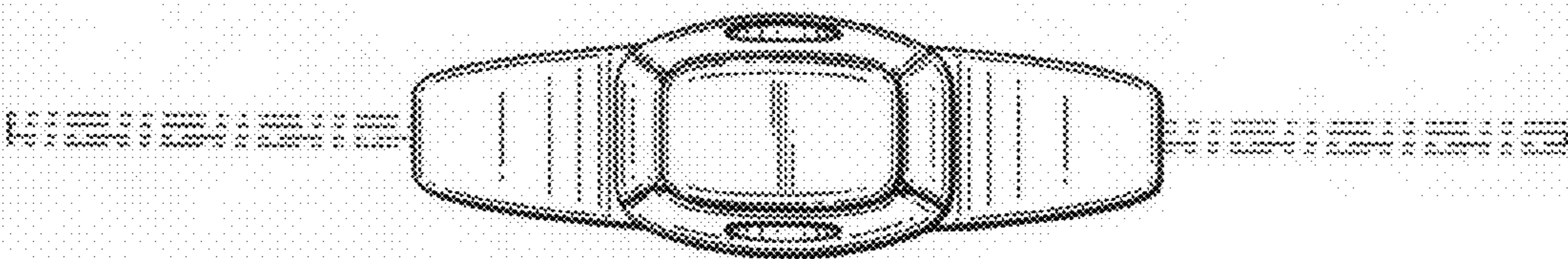


FIG. 5