



US00D682040S

(12) **United States Design Patent**
Tiemann

(10) **Patent No.:** **US D682,040 S**

(45) **Date of Patent:** **** May 14, 2013**

(54) **TRIPLE TIER DRAWER FOR HOLDING BEVERAGE CARTRIDGES**

(75) Inventor: **Frank R. Tiemann**, Madison Lake, MN (US)

(73) Assignee: **Nifty Home Products, Inc.**, Madison Lake, MN (US)

(**) Term: **14 Years**

(21) Appl. No.: **29/409,654**

(22) Filed: **Dec. 27, 2011**

(51) **LOC (9) Cl.** **07-06**

(52) **U.S. Cl.**
USPC **D7/600.4**

(58) **Field of Classification Search** D7/590,
D7/600.1-600.4, 701-708; D3/206, 304,
D3/306; D19/78, 77, 75, 83; D6/458, 462,
D6/465, 432, 436, 573, 510, 512, 574; 206/214,
206/224, 561, 557, 371; 220/485, 494, 586,
220/587; 211/10, 11, 13.1, 181.1, 85.31,
211/126.13, 136.9, 136.15, 136.13, 69.1-69.9;
312/330.1, 334.44, 334.27, 334.1, 323, 408,
312/410

See application file for complete search history.

(56) **References Cited**

U.S. PATENT DOCUMENTS

921,694 A * 5/1909 Hall 211/126.11
D433,711 S * 11/2000 Andujar D19/78
D472,735 S * 4/2003 Haugen D6/462
6,840,593 B2 * 1/2005 Remmers 312/330.1

D525,488 S * 7/2006 McWhorter D7/590
D547,094 S * 7/2007 Klein et al. D6/462
D628,444 S * 12/2010 Snider D7/600.1
D628,445 S * 12/2010 Snider D7/600.1
D643,686 S * 8/2011 Tiemann D7/600.4
D644,069 S * 8/2011 Tiemann D7/600.4
2005/0205578 A1 * 9/2005 Yeh 220/485

* cited by examiner

Primary Examiner — Terry Wallace

(74) *Attorney, Agent, or Firm* — Thomas J. Nikolai; Nikolai & Mersereau, P.A.

(57) **CLAIM**

The ornamental design for the “triple tier drawer for holding beverage cartridges,” as shown and described.

DESCRIPTION

FIG. 1 is a perspective view of the triple tier drawer for holding beverage cartridges;
FIG. 2 is a perspective view thereof showing the bottom drawer extended outward;
FIG. 3 is a perspective view thereof showing the bottom drawer extended outward and holding different sizes of beverage cartridges;
FIG. 4 is a front view thereof;
FIG. 5 is a rear view thereof;
FIG. 6 is a side view thereof;
FIG. 7 is a second side view thereof;
FIG. 8 is a top view thereof; and,
FIG. 9 is a bottom view thereof.

The broken lines are for illustrative purposes only and form no part of the claimed design.

1 Claim, 5 Drawing Sheets

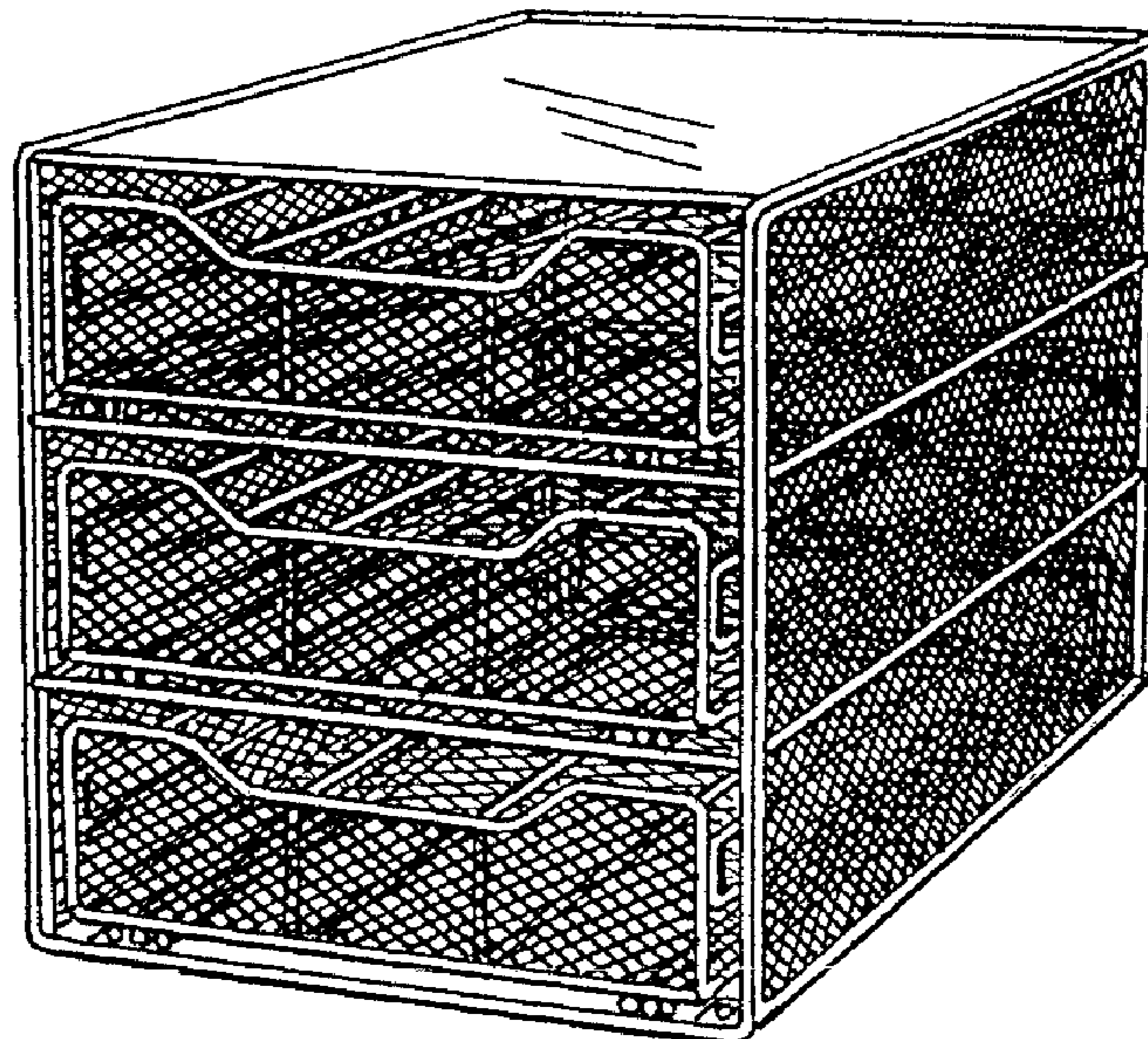


FIG. 1

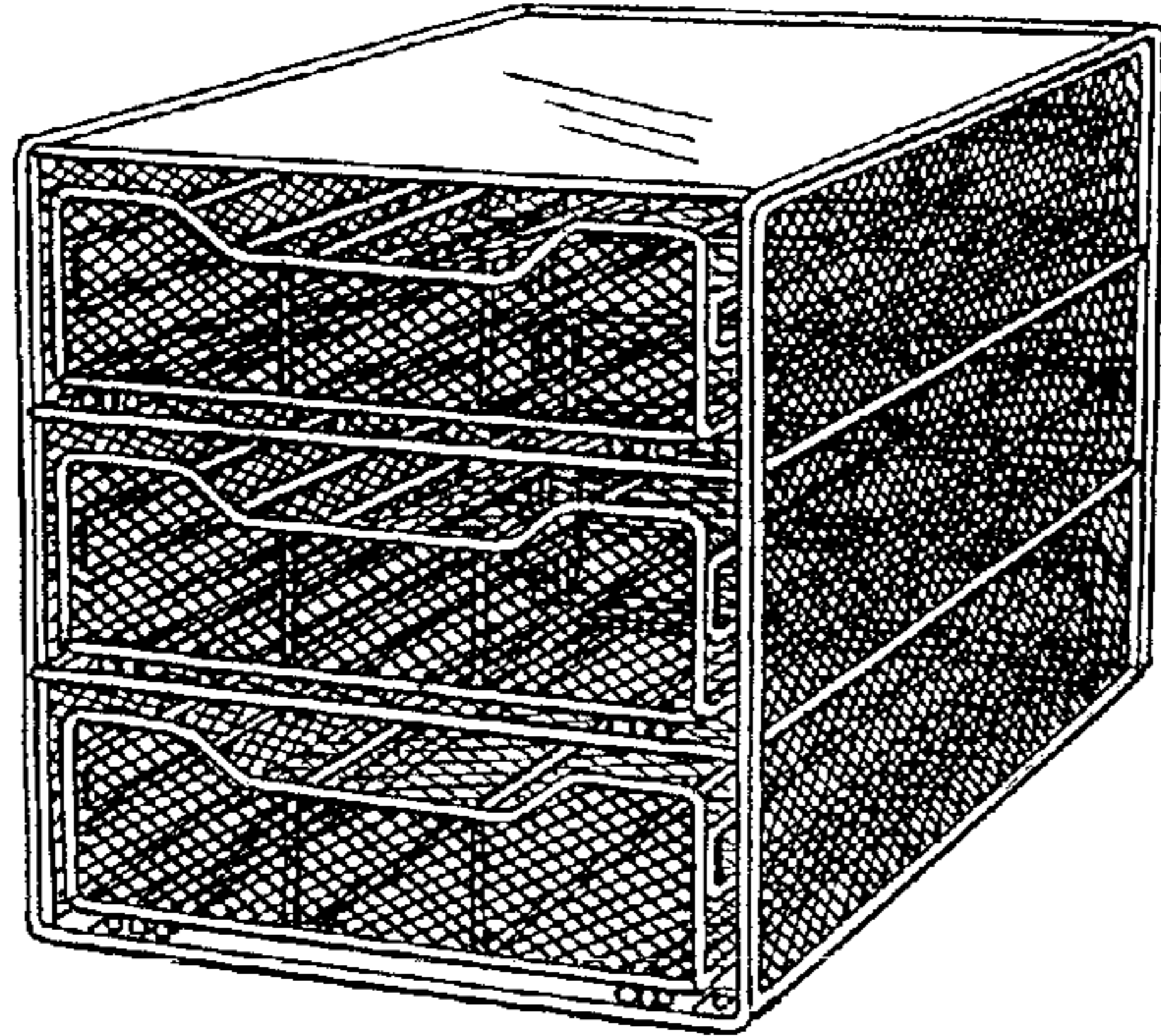


FIG. 2

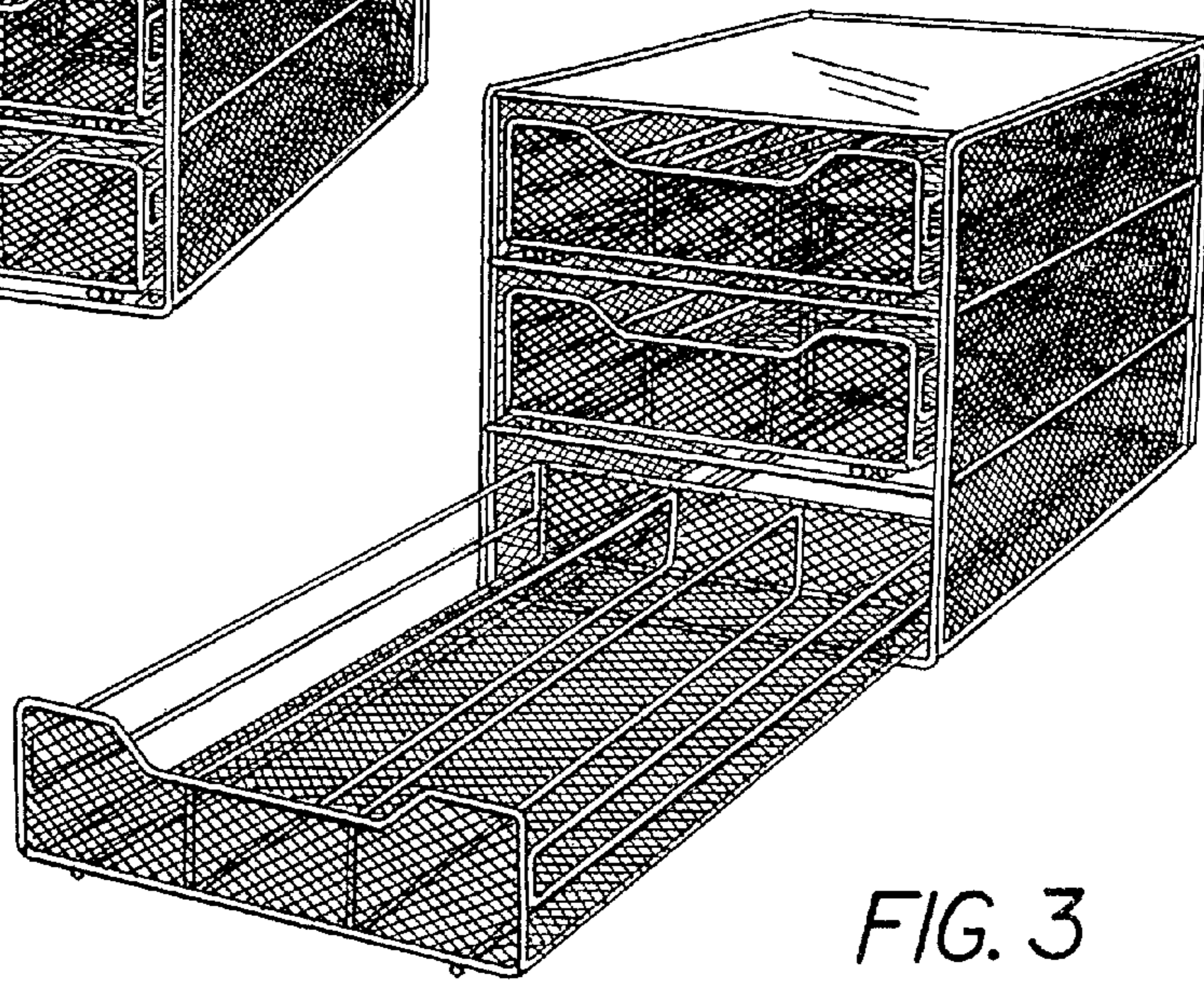


FIG. 3

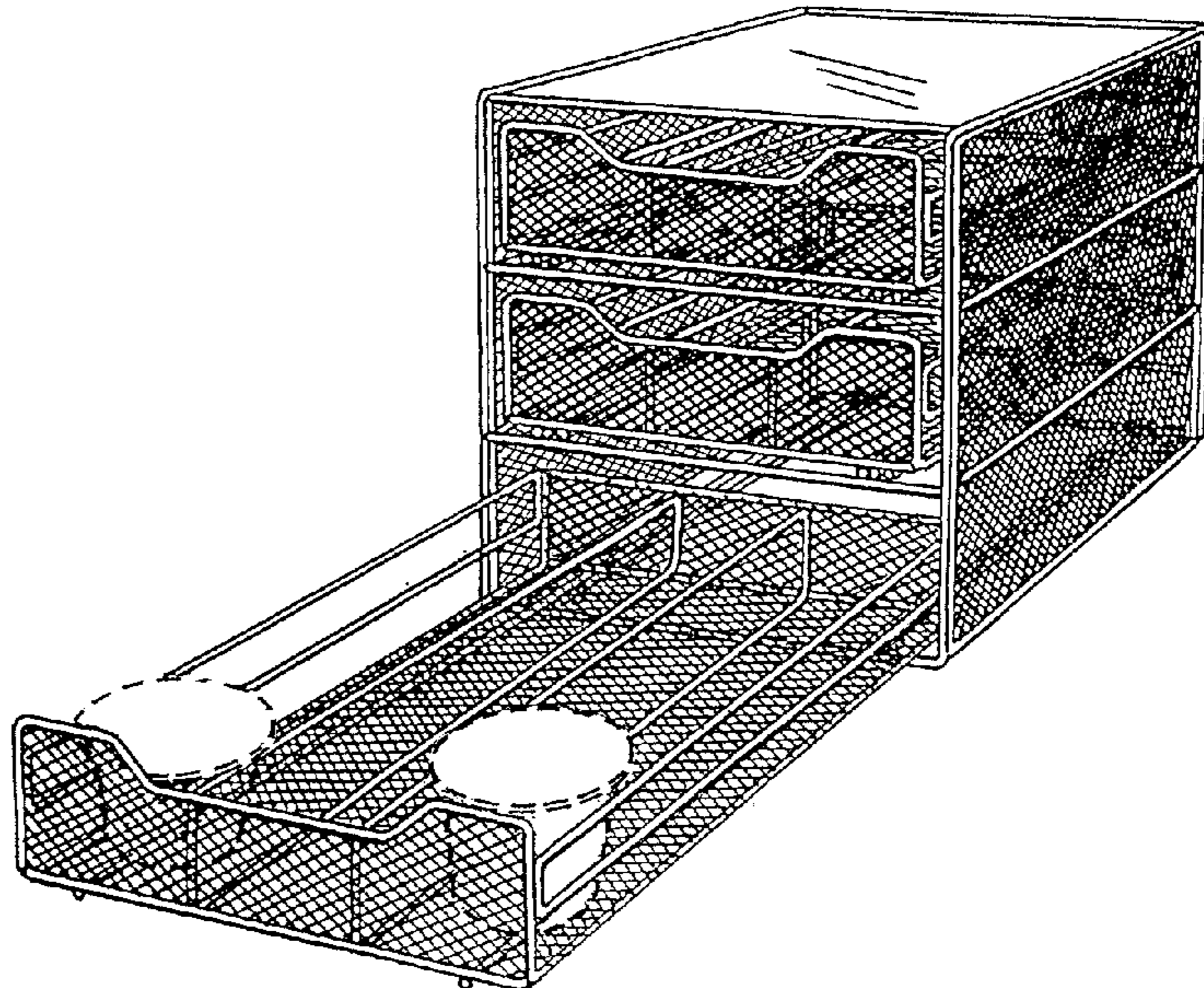


FIG. 4

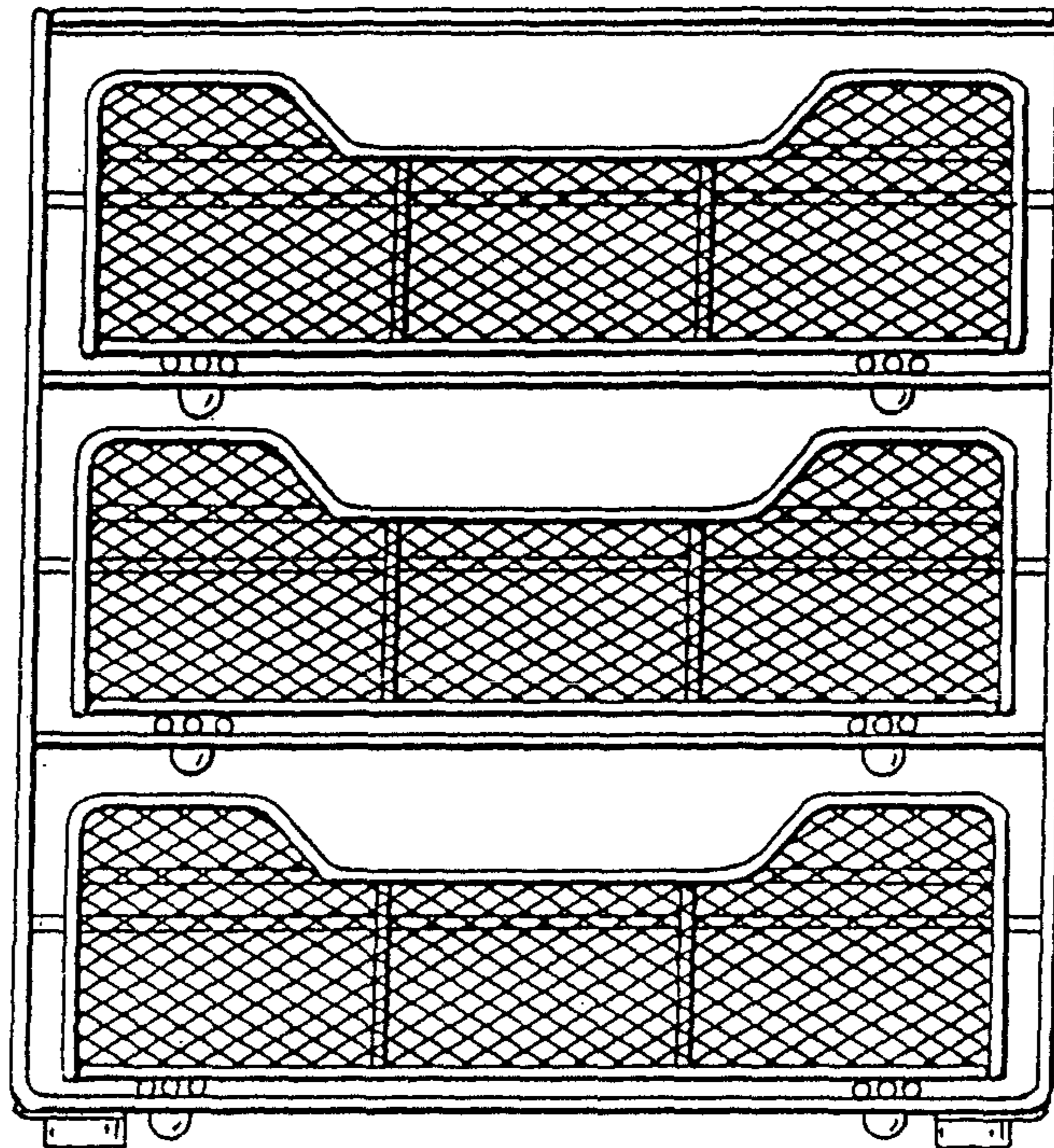


FIG. 5

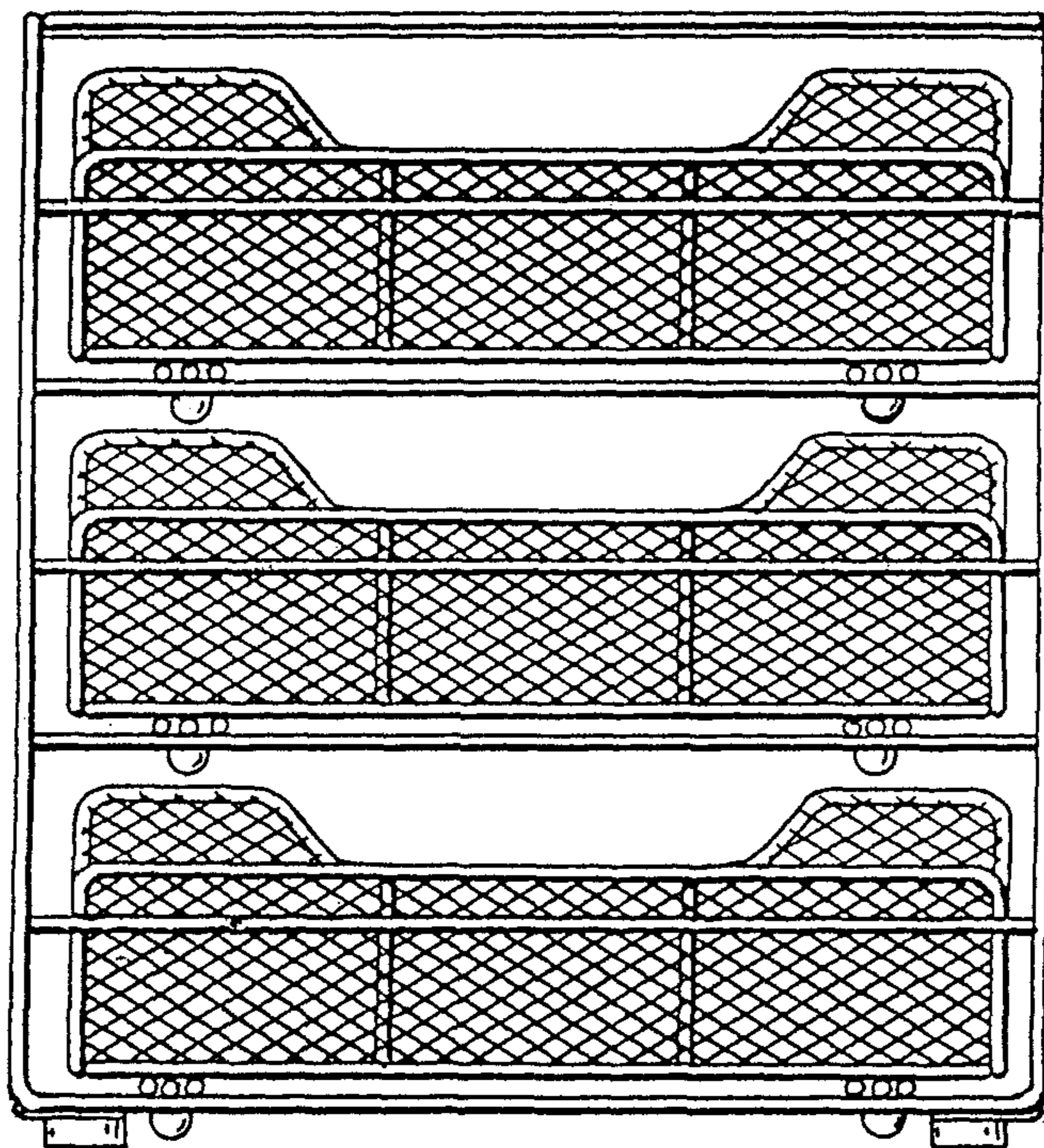


FIG. 6




FIG. 7




FIG. 8




FIG. 9

