



US00D682036S

(12) **United States Design Patent**  
**Filbrun**

(10) **Patent No.:** **US D682,036 S**

(45) **Date of Patent:** **\*\* May 14, 2013**

(54) **TRAY SET**

(76) **Inventor:** **Ronald J. Filbrun**, Clayton, OH (US)

(\*\*) **Term:** **14 Years**

(21) **Appl. No.:** **29/395,015**

(22) **Filed:** **Nov. 7, 2011**

(51) **LOC (9) Cl.** ..... **07-01**

(52) **U.S. Cl.**  
USPC ..... **D7/553.6**

(58) **Field of Classification Search** ..... D7/500–501,  
D7/550.1, 553.1–553.6, 553.7–553.8, 549,  
D7/584–588; D3/304; D6/406.1–406.3;  
211/131.1, 163; 206/562–565, 217; 220/555  
See application file for complete search history.

(56) **References Cited**

**U.S. PATENT DOCUMENTS**

D182,697	S	*	4/1958	Warren	.....	D7/501
3,498,471	A	*	3/1970	Dirkx	.....	211/131.1
D258,710	S	*	3/1981	Walker	.....	D7/557
D439,018	S	*	3/2001	Fang	.....	D28/77
D456,247	S	*	4/2002	Castellanos et al.	.....	D9/761
D489,579	S	*	5/2004	Wright	.....	D7/629
D529,838	S	*	10/2006	Boling	.....	D11/164
D546,127	S	*	7/2007	Vovan	.....	D7/552.2
D547,127	S	*	7/2007	Haughton	.....	D7/555
D551,024	S	*	9/2007	Rousso et al.	.....	D7/555
D568,687	S	*	5/2008	Lovett	.....	D7/553.3
D604,992	S	*	12/2009	Klein	.....	D7/541
D609,058	S	*	2/2010	Roth et al.	.....	D7/602

D616,698	S	*	6/2010	Lion et al.	.....	D7/357
7,874,449	B1	*	1/2011	Studee et al.	.....	220/502
D631,690	S	*	2/2011	Lion et al.	.....	D7/357
D632,526	S	*	2/2011	Coursey et al.	.....	D7/549
D645,707	S	*	9/2011	Stamper et al.	.....	D7/602
D648,176	S	*	11/2011	Filbrun	.....	D7/501
D648,904	S	*	11/2011	Tedaldi et al.	.....	D30/129
D651,047	S	*	12/2011	Johnson et al.	.....	D7/553.1
D651,048	S	*	12/2011	Gold	.....	D7/553.6
D654,230	S	*	2/2012	Tedaldi et al.	.....	D30/129
D655,988	S	*	3/2012	Miros	.....	D7/629
2009/0126641	A1	*	5/2009	Anderson et al.	.....	119/61.5

\* cited by examiner

*Primary Examiner* — Kelley Donnelly

(74) *Attorney, Agent, or Firm* — Svendsen Legal, LLC.

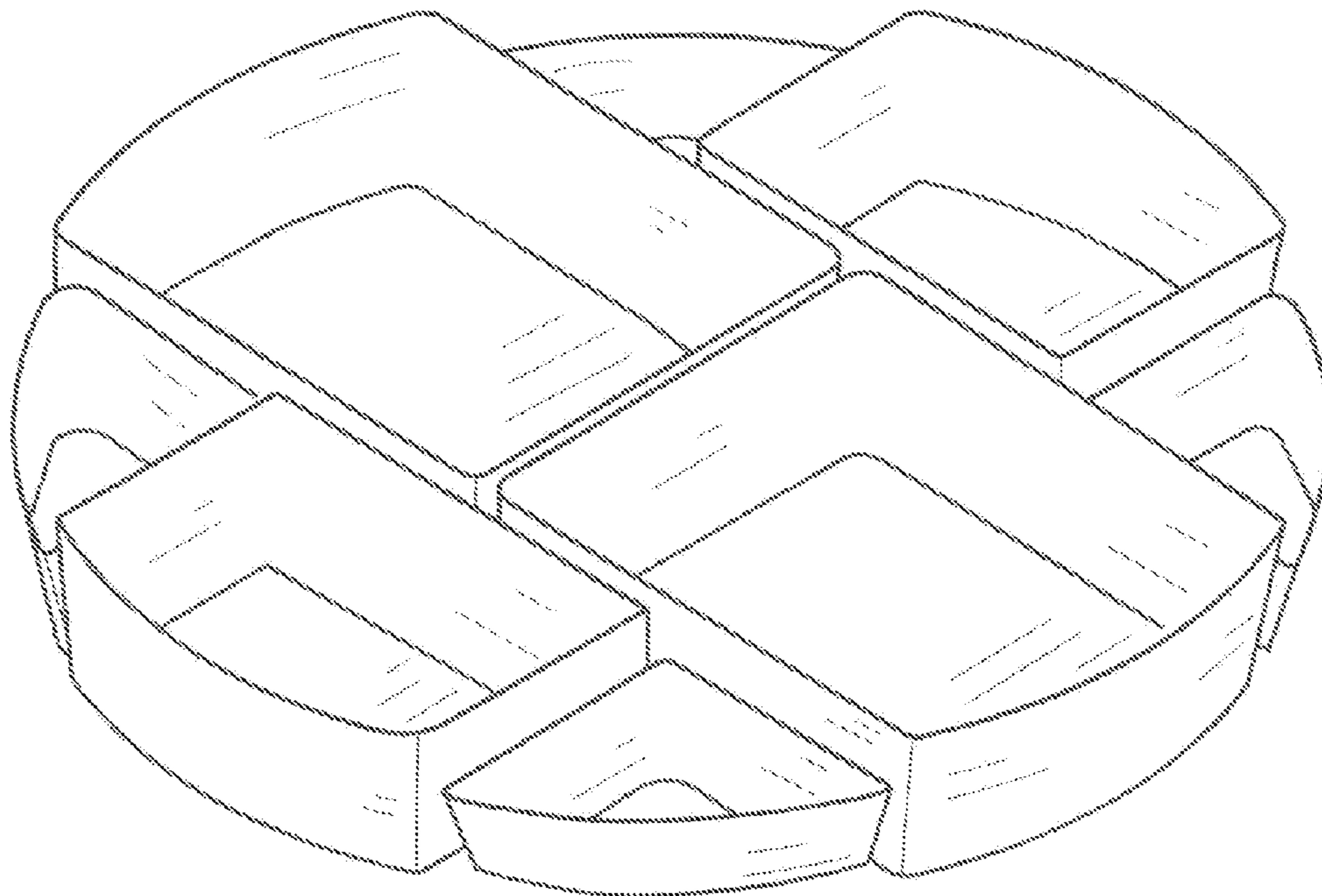
(57) **CLAIM**

The ornamental design for a tray set, as shown and described.

**DESCRIPTION**

FIG. 1 is a top perspective view of a tray set, showing my new design;  
FIG. 2 is a top view thereof;  
FIG. 3 is a bottom view thereof;  
FIG. 4 is a first side view thereof;  
FIG. 5 is a second side view thereof;  
FIG. 6 is a third side view thereof;  
FIG. 7 is a fourth side view thereof; and,  
FIG. 8 is a bottom perspective view thereof.

**1 Claim, 6 Drawing Sheets**



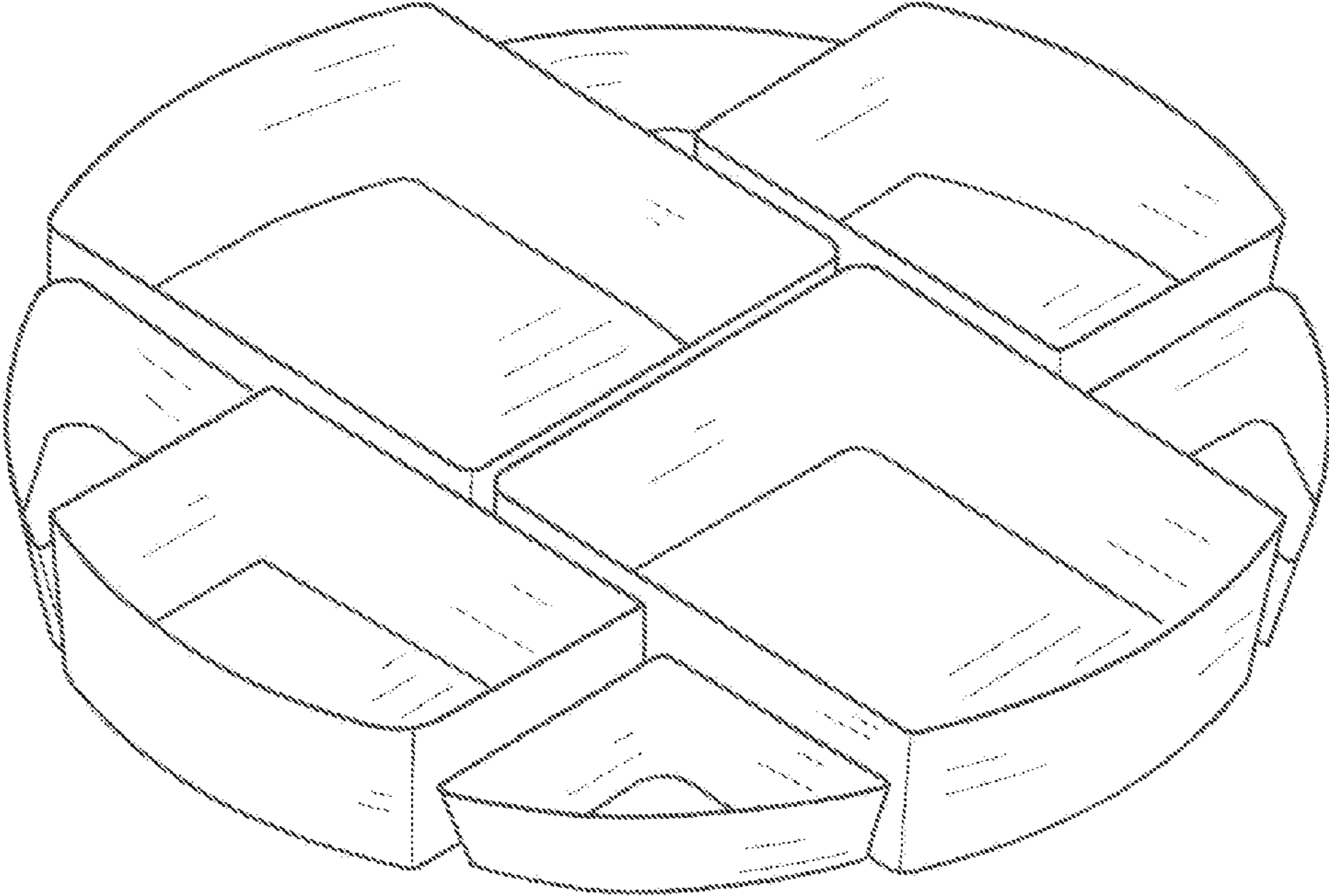


FIG. 1




FIG. 2




FIG. 3




FIG. 4




FIG. 5




FIG. 6




FIG. 7

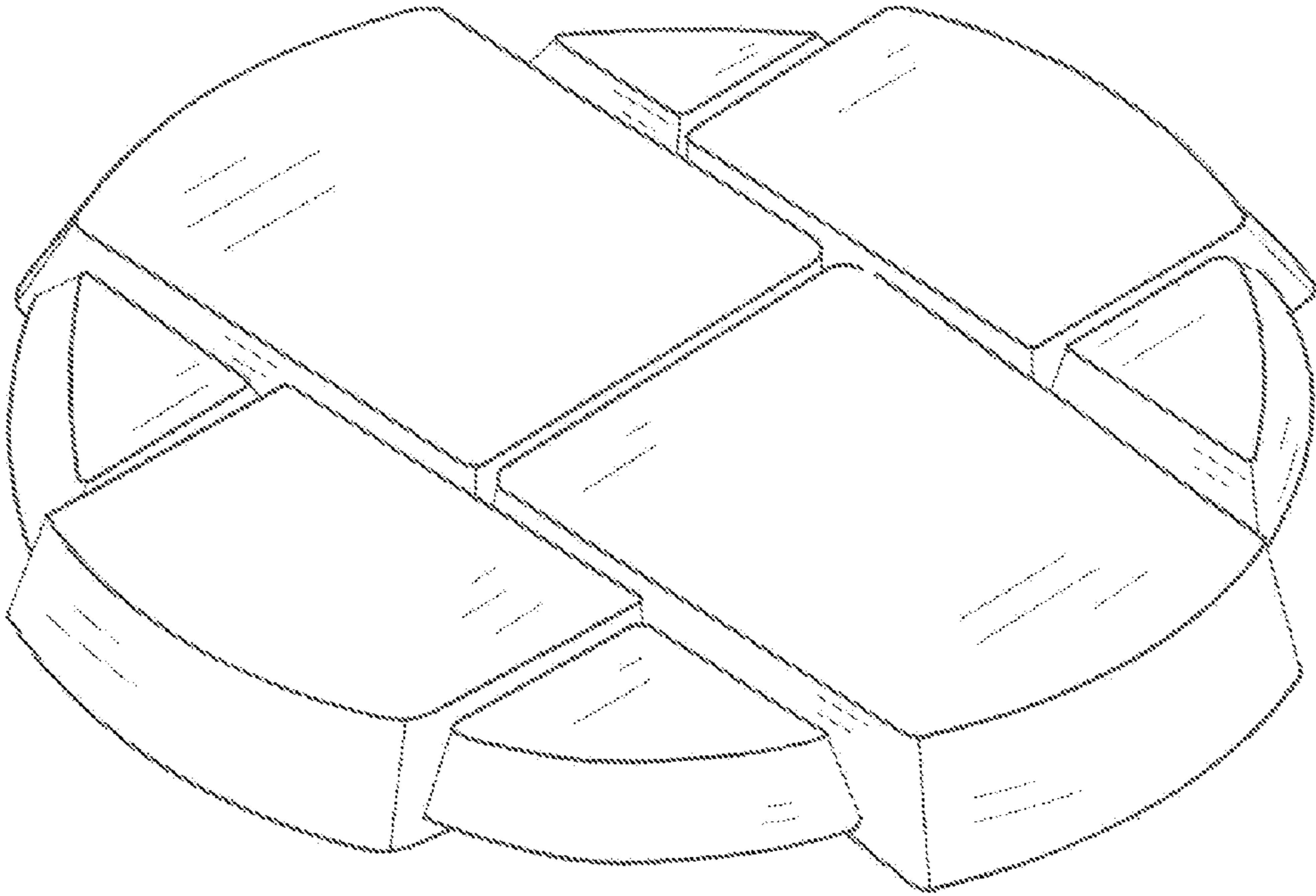


FIG. 8