



US00D682035S

(12) **United States Design Patent**  
**Monugian**

(10) **Patent No.:** **US D682,035 S**

(45) **Date of Patent:** **\*\* May 14, 2013**

(54) **BEVERAGE HOLDER**

(76) Inventor: **Ricky D. Monugian**, Ontario, CA (US)

(\*\*) Term: **14 Years**

(21) Appl. No.: **29/395,023**

(22) Filed: **Nov. 10, 2011**

(51) **LOC (9) Cl.** ..... **07-01**

(52) **U.S. Cl.**  
USPC ..... **D7/523**

(58) **Field of Classification Search** ..... D7/528,  
D7/526, 525, 530, 531, 532, 300, 300.2, 533,  
D7/510, 523, 507, 511, 509; 220/592.17,  
220/592.16, 495.03; 426/88

See application file for complete search history.

(56) **References Cited**

**U.S. PATENT DOCUMENTS**

D488,672 S *	4/2004	Oas	.....	D7/507
D489,501 S *	5/2004	Dretzka	.....	D34/1
D554,822 S *	11/2007	Dretzka	.....	D34/1
D561,535 S *	2/2008	Jin	.....	D7/531
D581,738 S *	12/2008	Bodum	.....	D7/523
D582,724 S *	12/2008	Dretzka	.....	D7/523
D640,094 S *	6/2011	Carlson et al.	.....	D7/510

D648,985 S *	11/2011	Chiu et al.	.....	D7/510
D652,681 S *	1/2012	Monugian	.....	D7/510
D655,982 S *	3/2012	Liu	.....	D7/509

\* cited by examiner

*Primary Examiner* — George D Kirschbaum

*Assistant Examiner* — Janice Hallmark

(57) **CLAIM**

The ornamental design for a beverage holder, as shown and described.

**DESCRIPTION**

FIG. 1 is a perspective view of a beverage holder showing my new design;

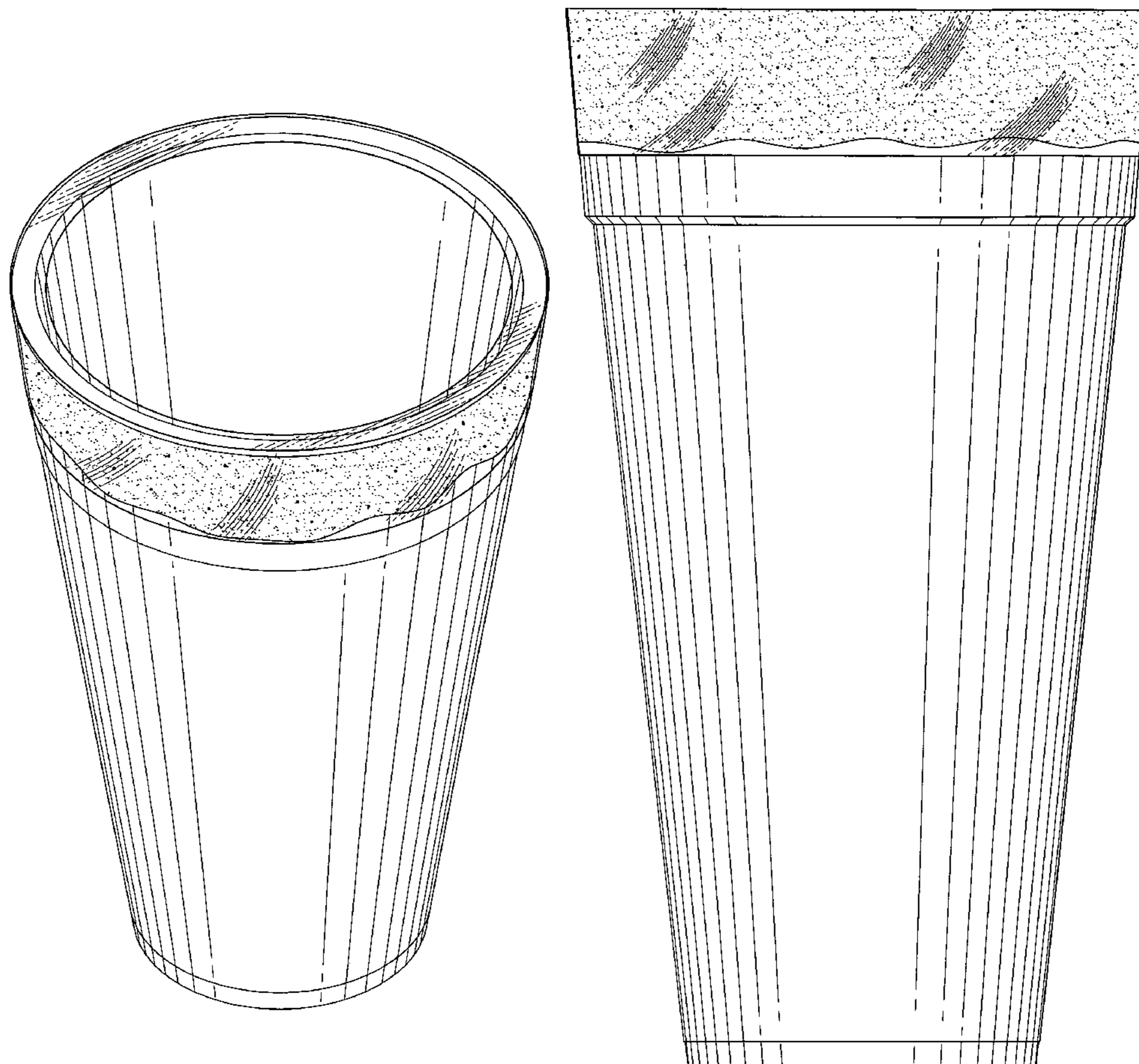
FIG. 2 is a front view of my new design illustrated in FIG. 1; the rear view of my new design is the mirror image of the front view;

FIG. 3 is a top view thereof; and,

FIG. 4 is a bottom view thereof.

The broken line showing in FIG. 4 of the bottom of the beverage holder is included for the purpose of illustrating portions of the Beverage Holder and forms no part of the claimed design.

**1 Claim, 4 Drawing Sheets**



*FIG. 1*

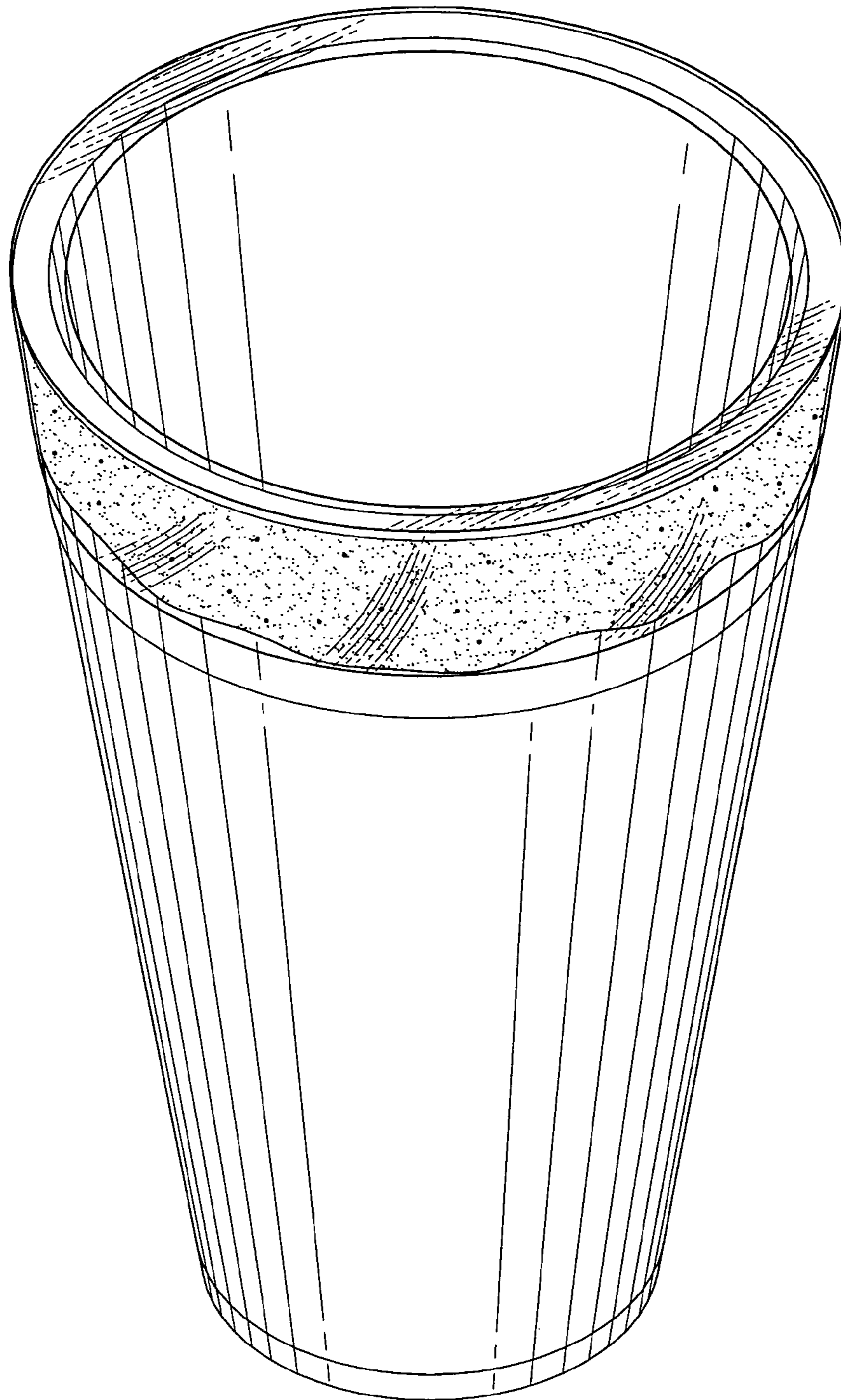
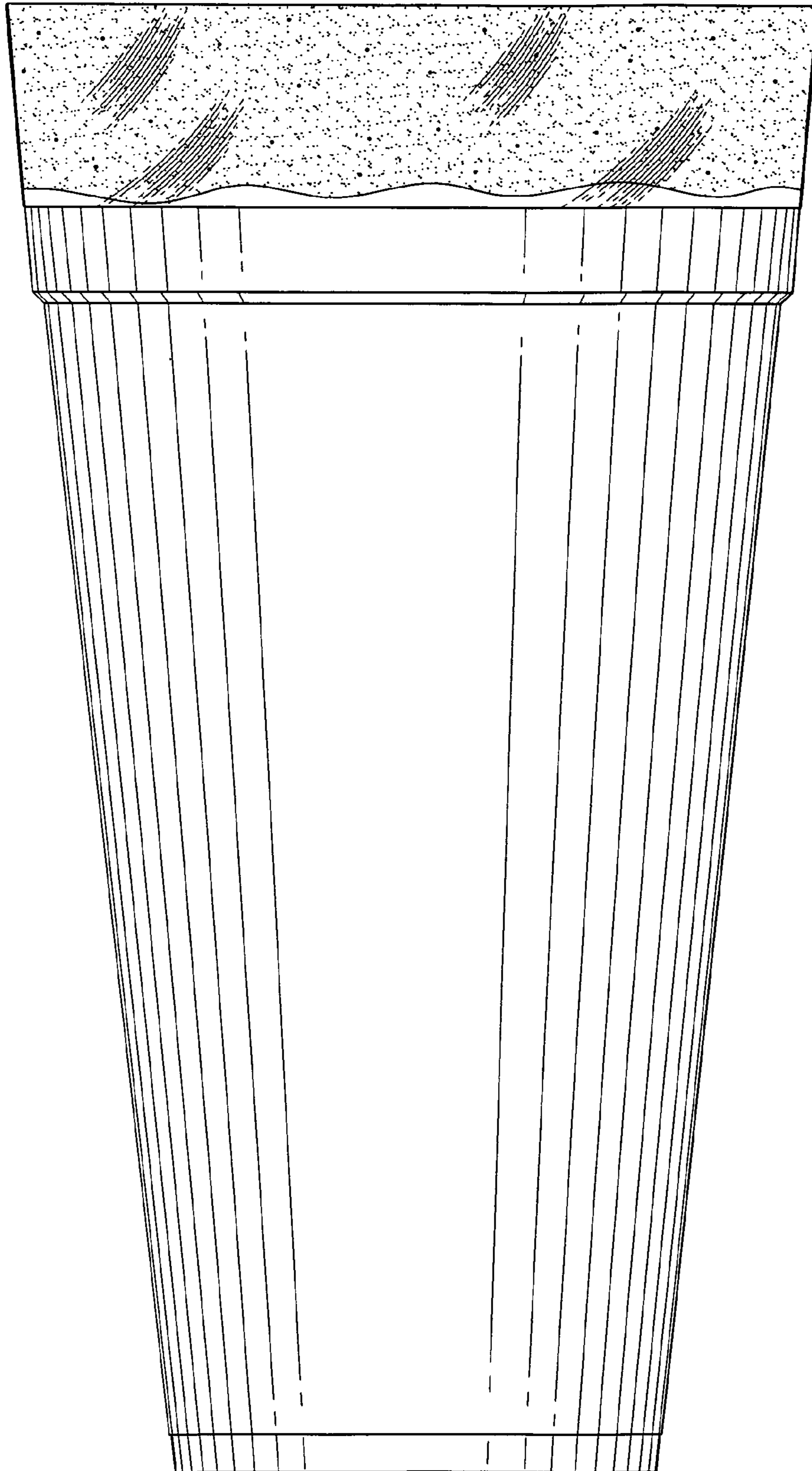
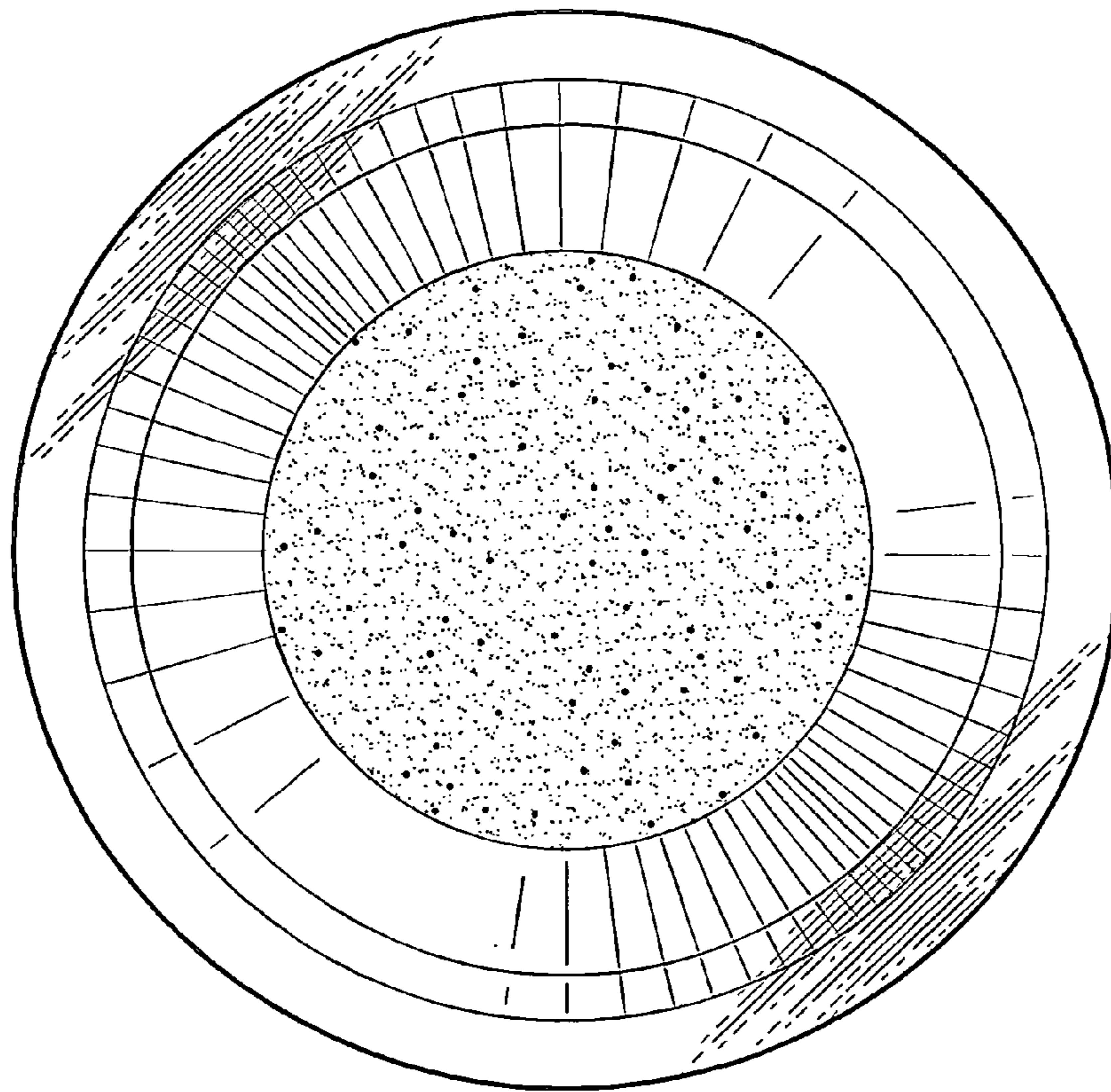


FIG. 2



*FIG. 3*



*FIG. 4*

