



US00D682024S

(12) **United States Design Patent**
Rae

(10) **Patent No.:** **US D682,024 S**
(45) **Date of Patent:** **** May 14, 2013**

- (54) **COOKWARE ELONGATED SIDE HANDLE**
- (75) Inventor: **Robert A. Rae**, Las Vegas, NV (US)
- (73) Assignee: **Meyer Intellectual Properties Limited**
(VG)
- (**) Term: **14 Years**
- (21) Appl. No.: **29/431,328**
- (22) Filed: **Sep. 6, 2012**
- (51) **LOC (9) Cl.** **07-02**
- (52) **U.S. Cl.**
USPC **D7/395**
- (58) **Field of Classification Search** D7/354–361,
D7/393–395, 401.2, 664; D8/107, 300, 303,
D8/307, 313, 321; D4/138, 129; 16/421,
16/430, 431, 110.1, 407; 220/573.1–573.5,
220/752, 753, 755, 756, 759, 767, 771, 912
See application file for complete search history.

(56) **References Cited**

U.S. PATENT DOCUMENTS

D201,904 S *	8/1965	Levy	D7/395
D202,570 S *	10/1965	De Puy	D7/395
D233,001 S *	10/1974	Greger	D7/395
D306,679 S *	3/1990	Schultz	D7/361
D526,532 S *	8/2006	Munari	D7/395
D527,581 S *	9/2006	Scipioni	D7/395

D555,973 S *	11/2007	Rae	D7/395
D559,617 S *	1/2008	Kloppsteck	D7/393
D561,525 S *	2/2008	Dall'Asta	D7/395
D561,527 S *	2/2008	Giannone	D7/395
D562,063 S *	2/2008	Munari	D7/395
D579,265 S *	10/2008	Munari	D7/393
D589,745 S *	4/2009	Munari et al.	D7/395
D596,896 S *	7/2009	Munari	D7/395

* cited by examiner

Primary Examiner — Cynthia M Chin

(74) *Attorney, Agent, or Firm* — Edward S. Sherman

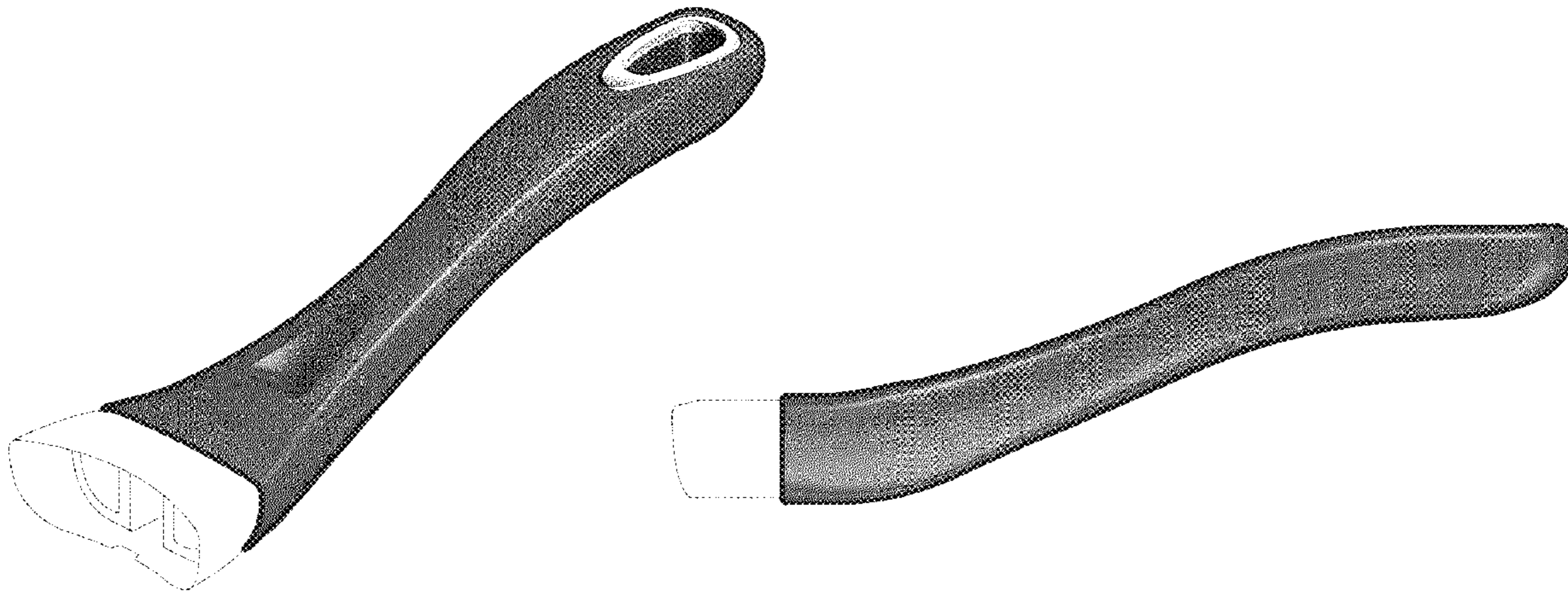
(57) **CLAIM**

The ornamental design for a cookware elongated side handle, as shown and described.

DESCRIPTION

FIG. 1 is a perspective view of the cookware elongated side handle, showing my new design;
 FIG. 2 is a right side elevation view thereof; the left side elevation view being the mirror image thereof,
 FIG. 3 is a top plan view thereof;
 FIG. 4 is a bottom plan view thereof;
 FIG. 5 is a front elevation view thereof; and,
 FIG. 6 is a back elevation view thereof.
 The broken lines in FIGS. 1-6 are for illustrative purposes only, depicting the environment of the new design, forming no part thereof as claimed.

1 Claim, 3 Drawing Sheets






FIG.1

FIG.2

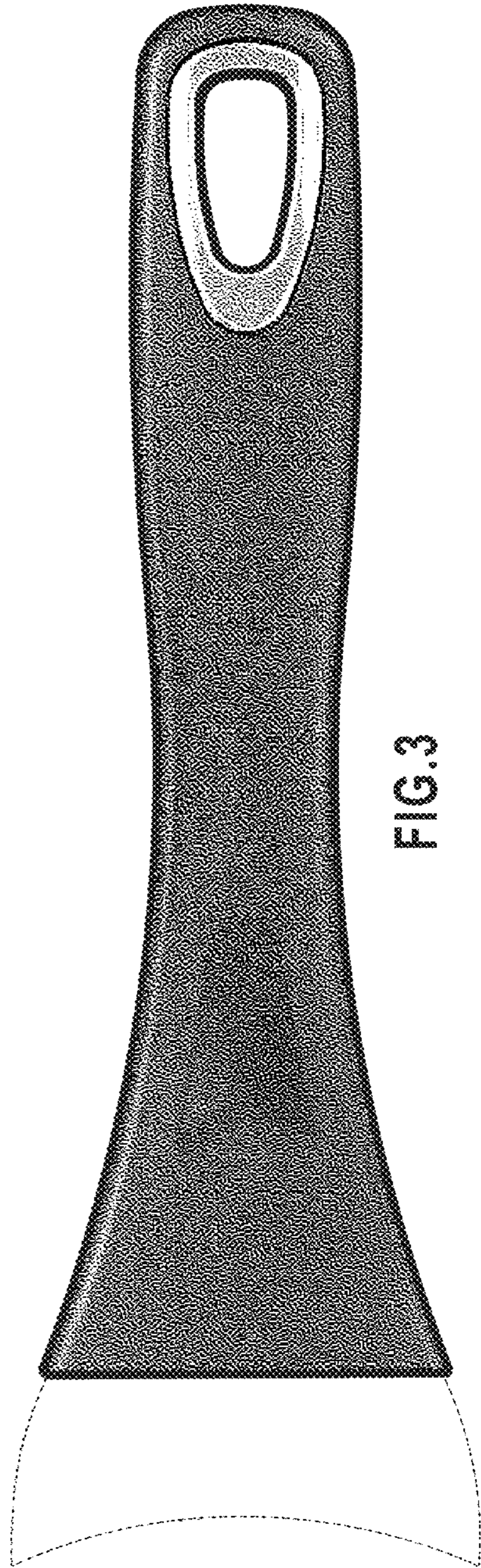


FIG. 3

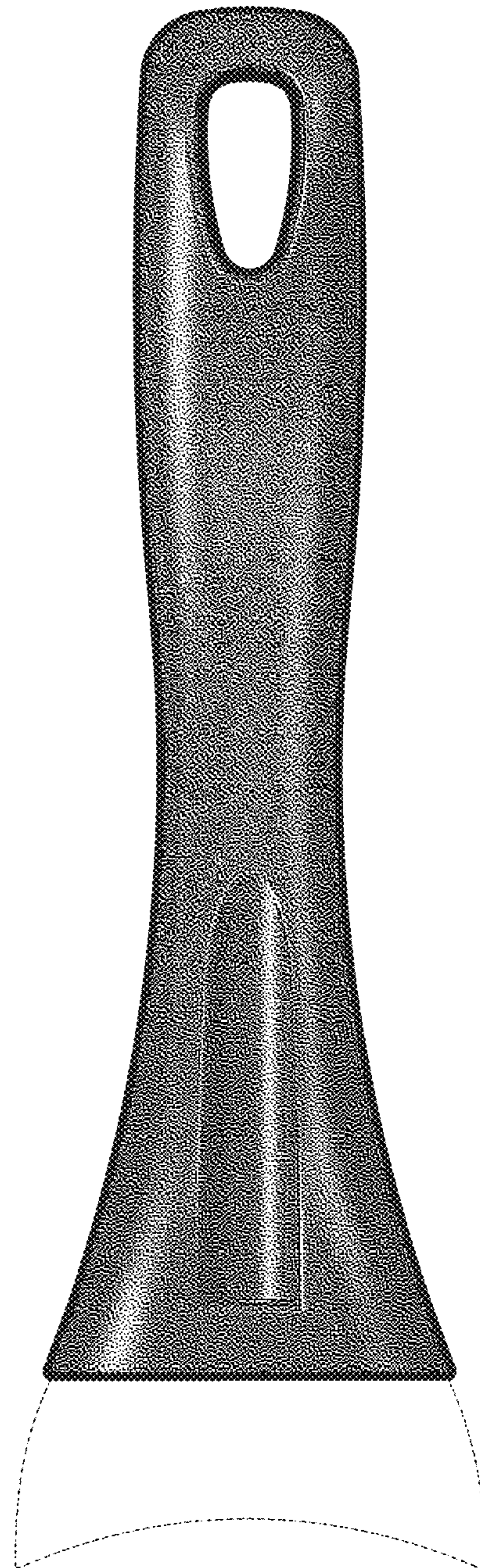


FIG. 4




FIG. 5

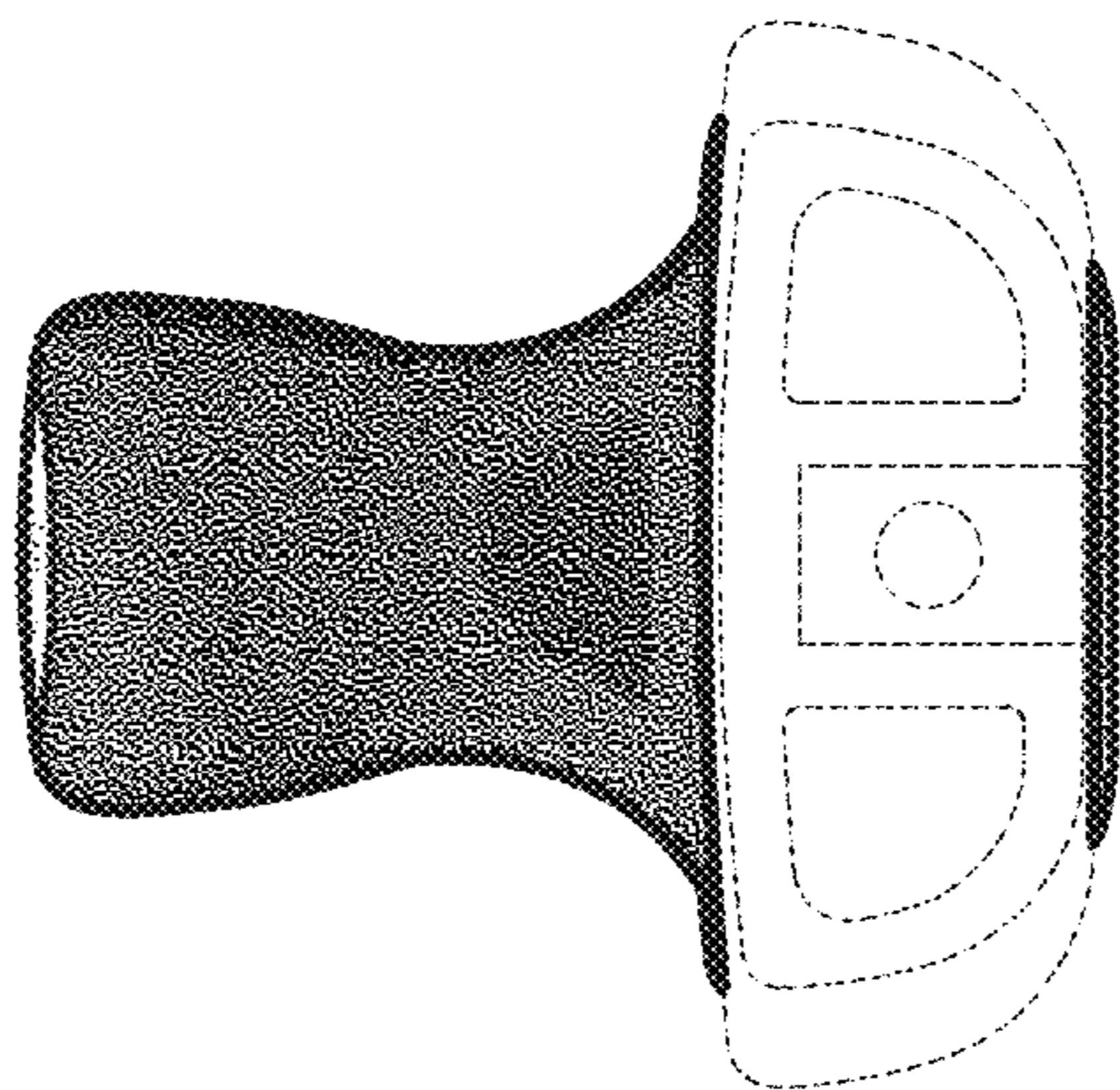


FIG. 6