



US00D682022S

(12) **United States Design Patent**  
**Rae**

(10) **Patent No.:** **US D682,022 S**

(45) **Date of Patent:** **\*\* May 14, 2013**

(54) **COOKWARE ELONGATED SIDE HANDLE**

(75) Inventor: **Robert A. Rae**, Las Vegas, NV (US)

(73) Assignee: **Meyer Intellectual Properties Limited**  
(VG)

(\*\*) Term: **14 Years**

(21) Appl. No.: **29/426,245**

(22) Filed: **Jul. 2, 2012**

(51) **LOC (9) Cl.** ..... **07-02**

(52) **U.S. Cl.**  
USPC ..... **D7/395**

(58) **Field of Classification Search** ..... D7/354-361,  
D7/393-395, 401.2, 664; D8/107, 300, 303,  
D8/307, 313, 321; D4/138, 129; 16/421,  
16/430, 431, 110.1, 407; 220/573.1-573.5,  
220/752, 753, 755, 756, 759, 767, 771, 912  
See application file for complete search history.

(56) **References Cited**

U.S. PATENT DOCUMENTS

D440,463 S *	4/2001	Groll	.....	D7/395
D482,567 S *	11/2003	Demers	.....	D7/395
D497,771 S *	11/2004	Thomkins	.....	D7/395
D550,027 S *	9/2007	Hadj-Chikh et al.	.....	D7/361

D560,427 S *	1/2008	Prakasa	.....	D7/395
D580,703 S *	11/2008	Devries	.....	D7/393
D608,139 S *	1/2010	Rae	.....	D7/395
D617,140 S *	6/2010	Rae	.....	D7/395
D644,486 S *	9/2011	Groll	.....	D7/395
D658,003 S *	4/2012	Rae	.....	D7/395

\* cited by examiner

*Primary Examiner* — Cynthia M Chin

(74) *Attorney, Agent, or Firm* — Edward S. Sherman

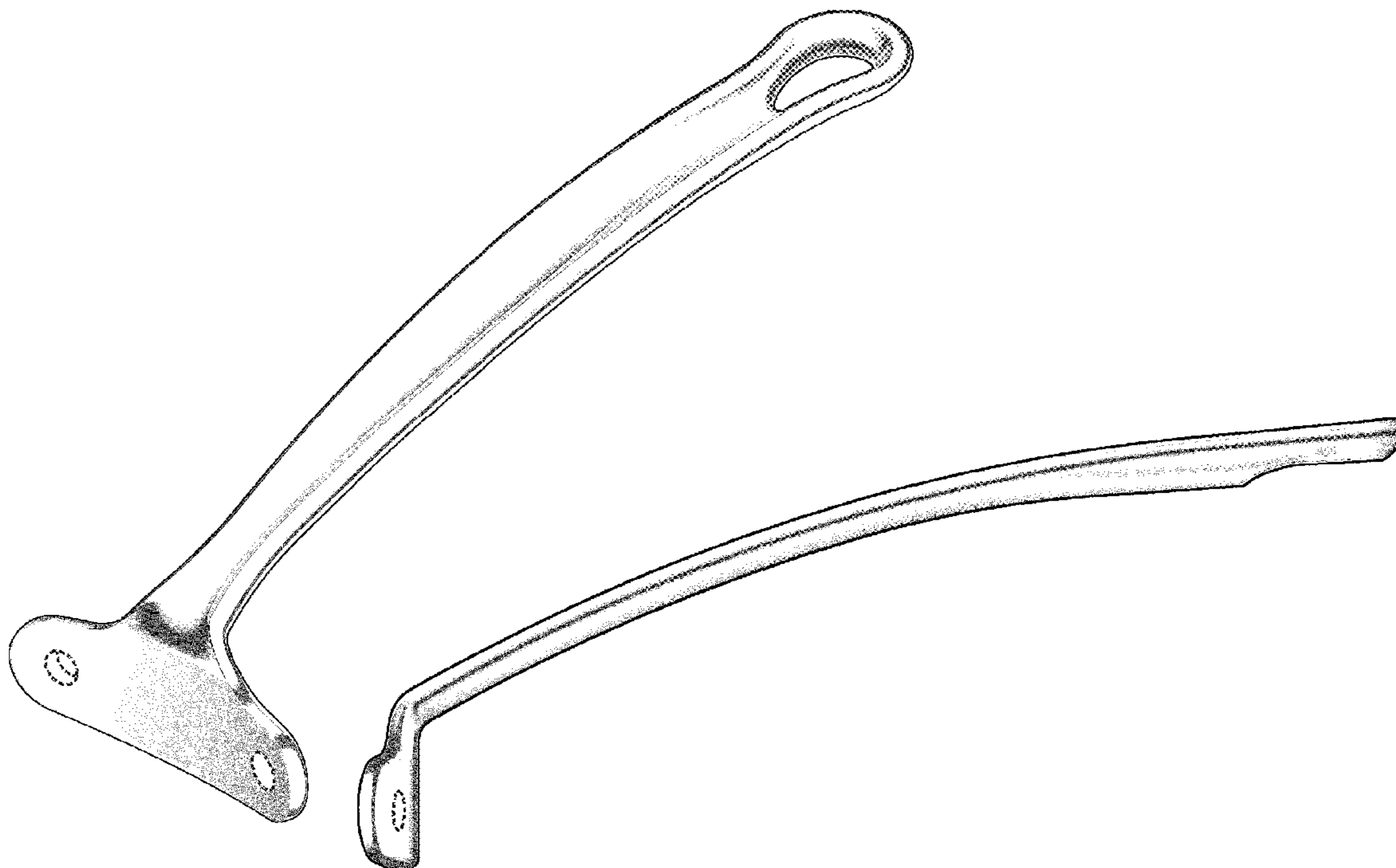
(57) **CLAIM**

The ornamental design for a cookware elongated side handle, as shown and described.

**DESCRIPTION**

FIG. 1 is a perspective view of the cookware elongated side handle, showing my new design; FIG. 2 is a right side elevation view thereof; the left side elevation view being the mirror image thereof, FIG. 3 is a top plan view thereof; FIG. 4 is a bottom plan view thereof; FIG. 5 is a front elevation view thereof; and, FIG. 6 is a back elevation view thereof. The broken lines in FIGS. 1-2 and 5-6 are for illustrative purposes only, depicting the environment of the new design, forming no part thereof as claimed.

**1 Claim, 3 Drawing Sheets**



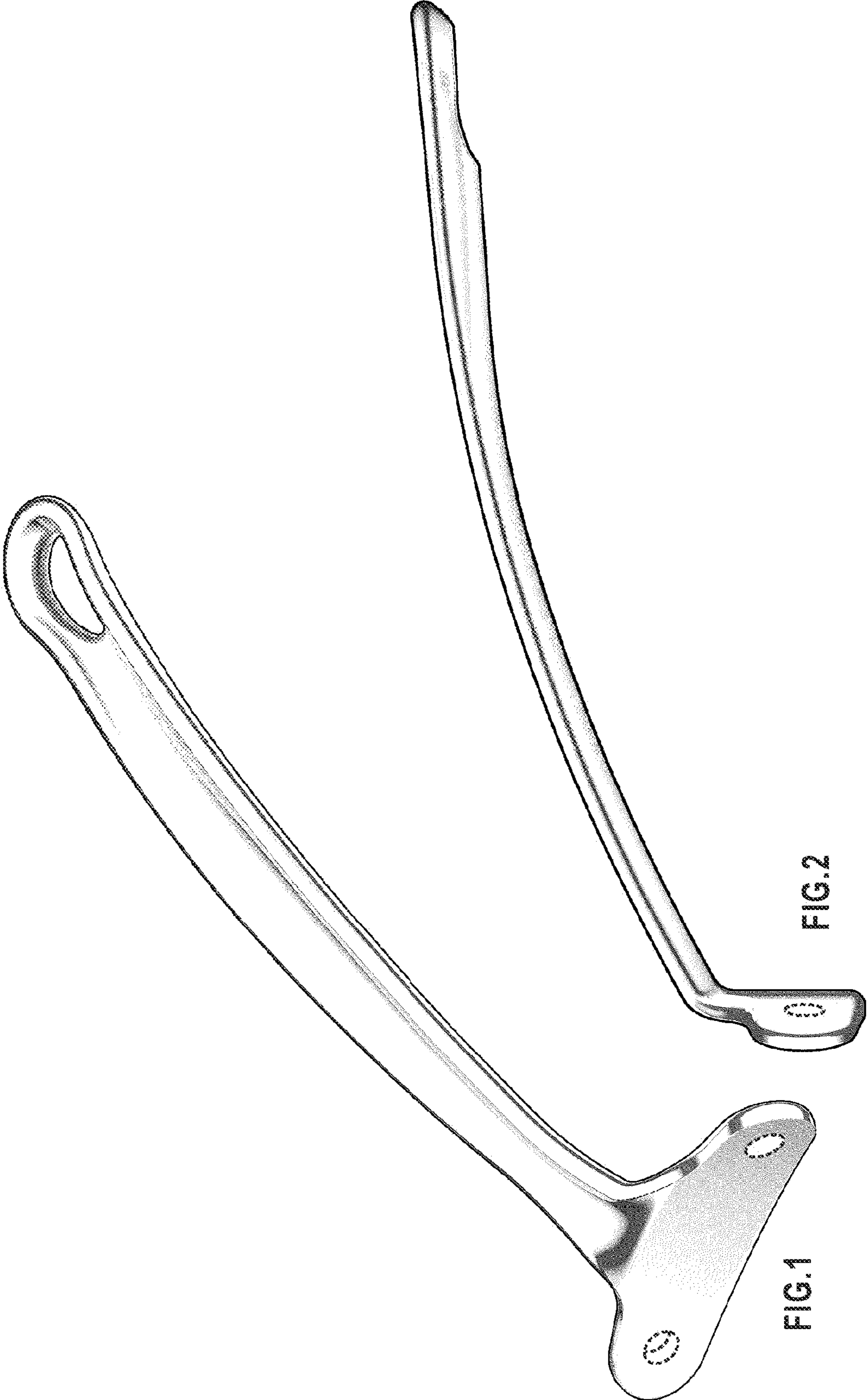


FIG.2

FIG.1



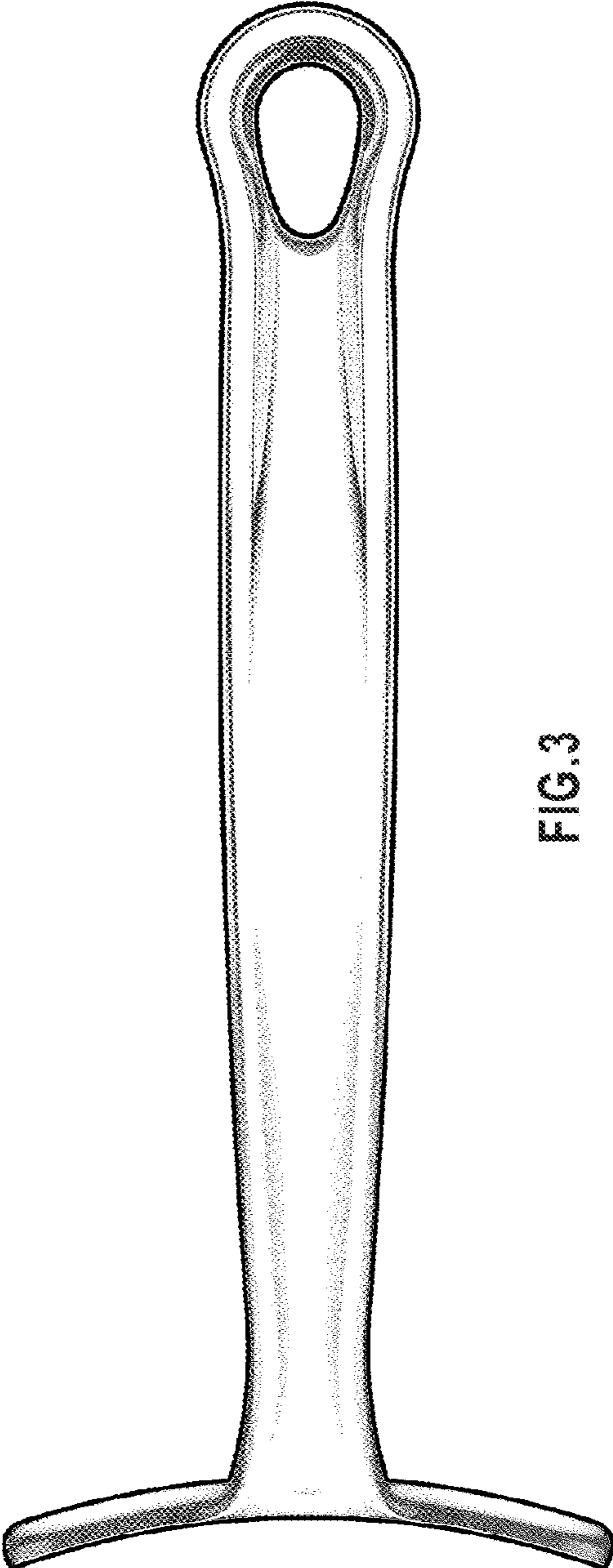


FIG. 3

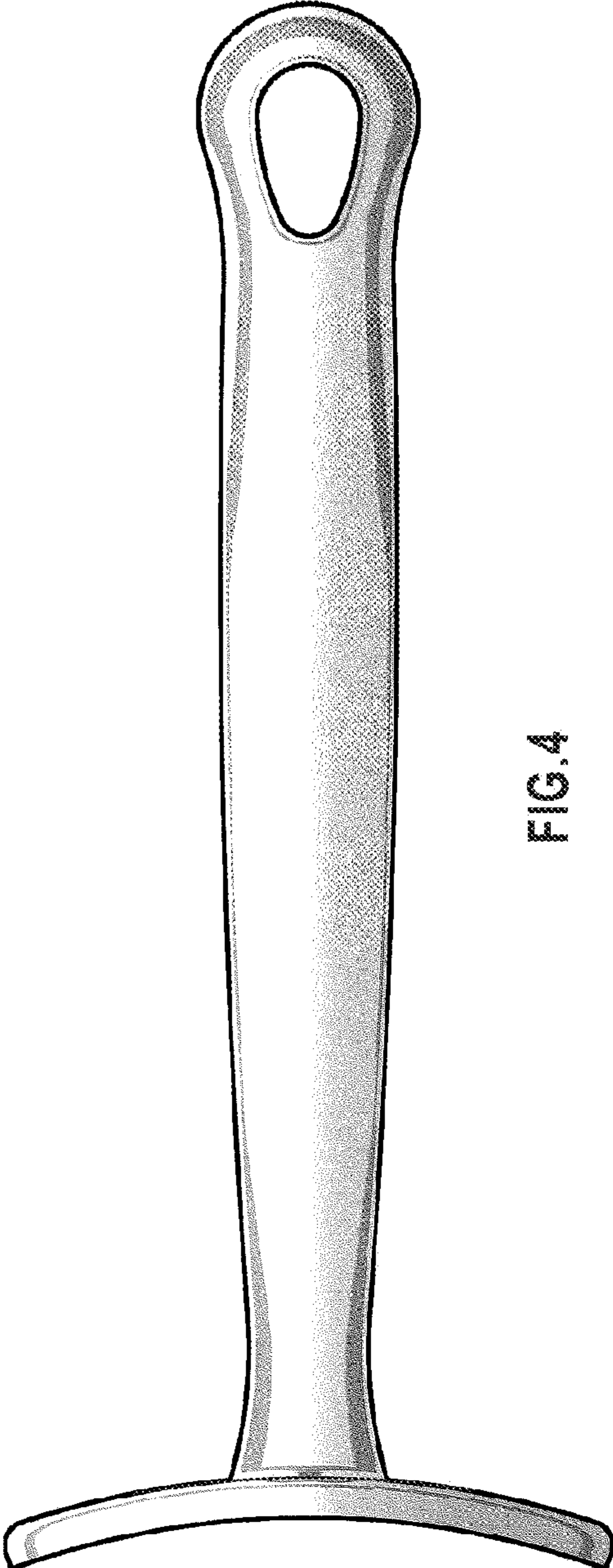


FIG. 4

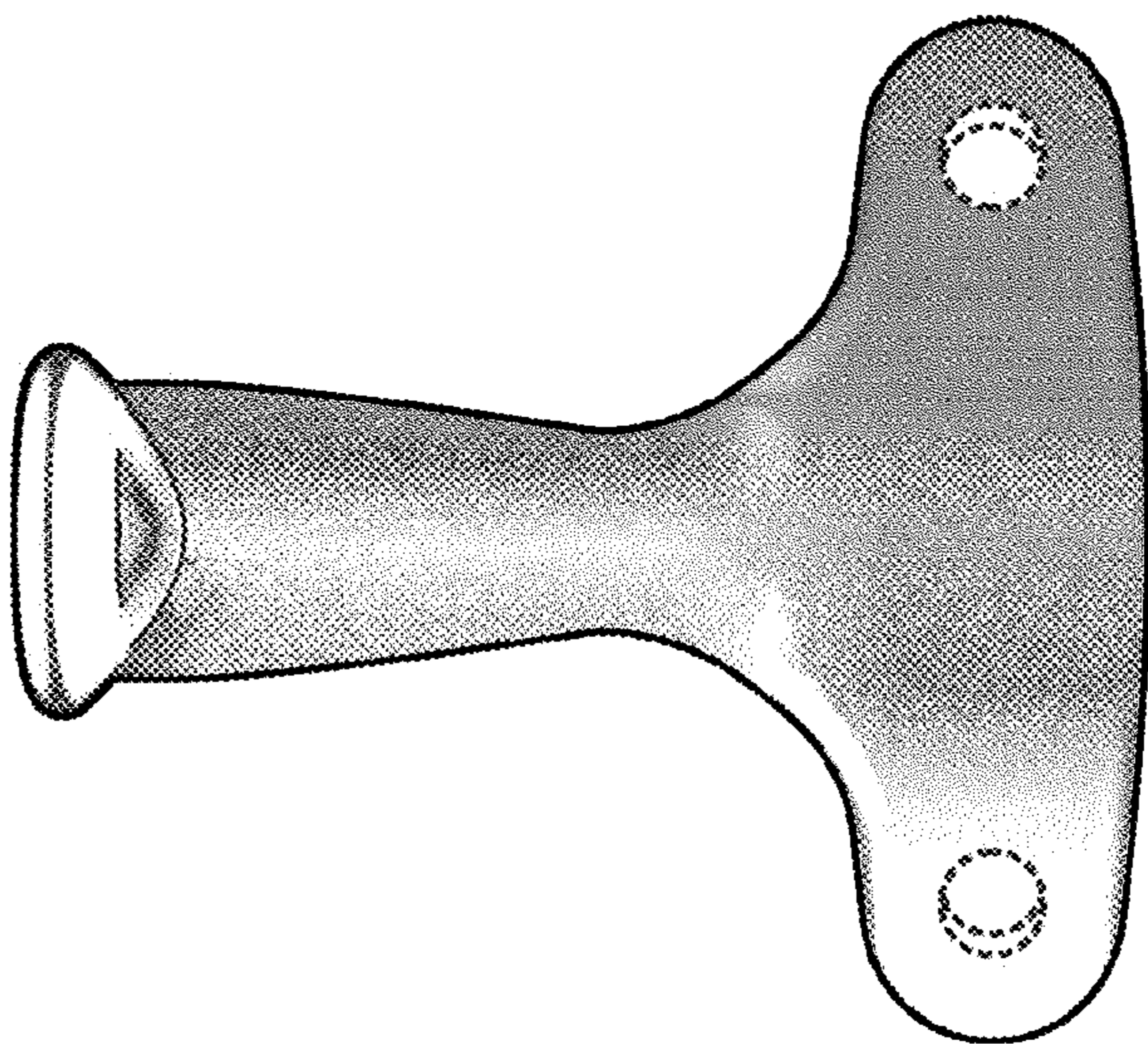


FIG.6

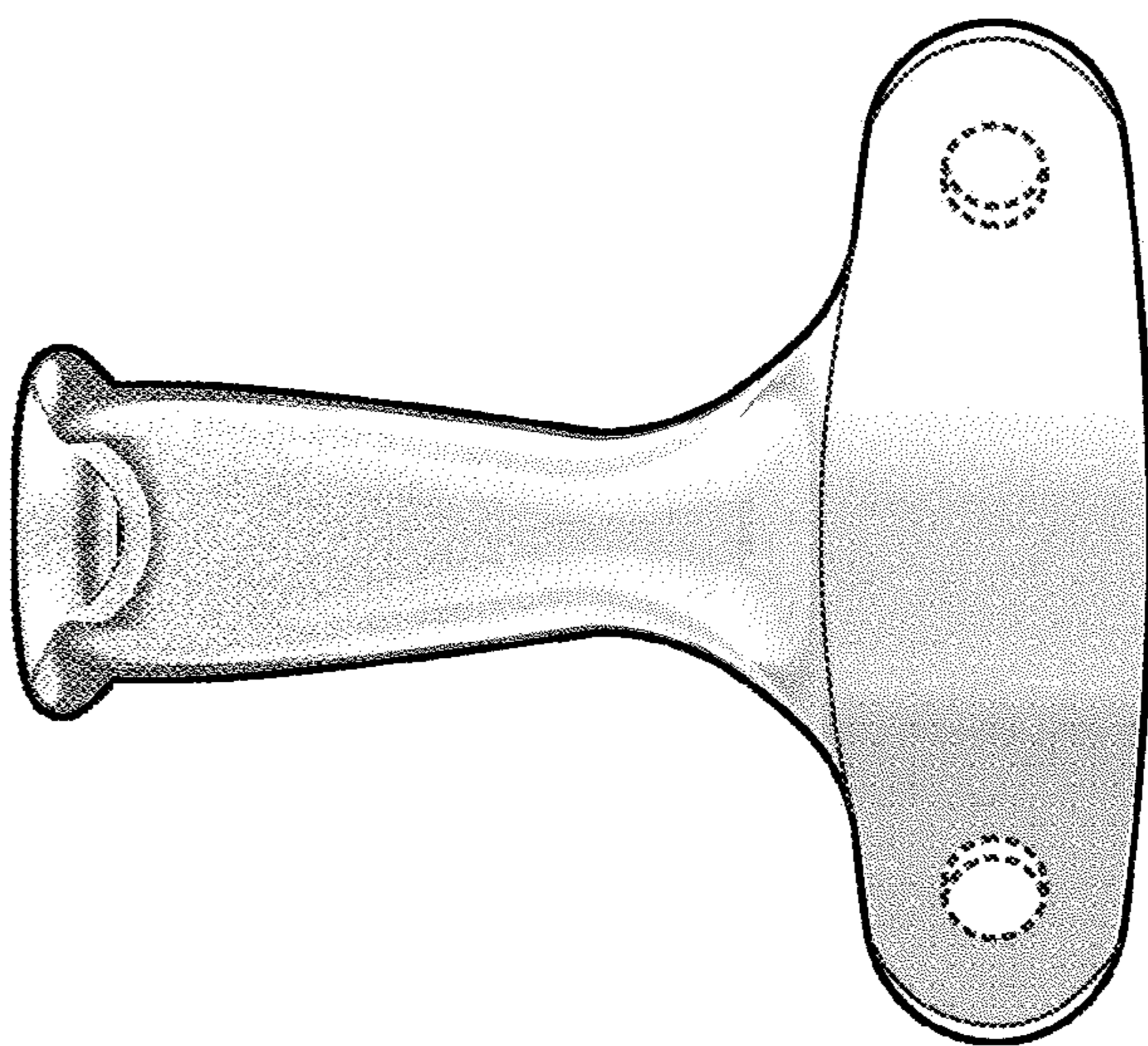


FIG.5