



US00D682011S

(12) **United States Design Patent**
Hauser et al.

(10) **Patent No.:** **US D682,011 S**
(45) **Date of Patent:** **** May 14, 2013**

(54) **COOKIE DOUGH TRAY**

(56) **References Cited**

(71) Applicant: **Progressive International Corporation,**
Kent, WA (US)

U.S. PATENT DOCUMENTS

(72) Inventors: **Lawrence M. Hauser,** Auburn, WA
(US); **Jeffrey David Madden,**
Fredericton (CA)

2,599,853	A *	6/1952	McClain et al.	220/23.4
3,224,569	A *	12/1965	Leitzel	206/778
D211,513	S *	6/1968	Brown	D9/456
D272,317	S *	1/1984	Parmentier	D9/732
D327,841	S *	7/1992	Letourneau	D9/758
D346,528	S *	5/1994	Crawford et al.	D7/357
D396,408	S *	7/1998	Carver	D9/758
5,800,853	A *	9/1998	Wang	426/511
6,869,059	B2 *	3/2005	Sloan et al.	249/126
6,905,017	B1 *	6/2005	Sarnoff et al.	206/223
D574,180	S *	8/2008	Broom	D7/357
D661,541	S *	6/2012	Braden	D7/359
2008/0314259	A1 *	12/2008	Broom	99/426

(73) Assignee: **Progressive International Corporation,**
Kent, WA (US)

(**) Term: **14 Years**

* cited by examiner

(21) Appl. No.: **29/435,580**

Primary Examiner — Ricky Pham

(22) Filed: **Oct. 25, 2012**

(74) *Attorney, Agent, or Firm* — Lowe Graham Jones PLLC

(51) **LOC (9) Cl.** **07-02**

(57) **CLAIM**

(52) **U.S. Cl.**
USPC **D7/357; D7/354**

We claim the ornamental design for the cookie dough tray, as shown and described.


(58) **Field of Classification Search** D7/323,
D7/329-332, 337-339, 346-347, 350.1-350.4,
D7/353-367, 391-395, 402-409, 538, 542-543,
D7/675-676; D9/451-456, 732, 758; 99/324-325,
99/330-332, 337-343, 366-369, 400-418,
99/422-426, 444, 483; 126/37 R, 41 R, 261,
126/275 R, 378.1, 390.1; 206/223, 501-505,
206/507-508, 778; 219/387, 400, 405, 429-442,
219/452.11, 620-624, 725, 730-735; 220/23.4,
220/314-315, 485, 759, 573.1-573.5, 592.16,
220/912; 249/126; 426/438, 441

DESCRIPTION

FIG. 1 is a perspective view of a cookie dough tray, showing our new design;
FIG. 2 is a top view of the cookie dough tray;
FIG. 3 is a front view of the cookie dough tray, the back view being identical;
FIG. 4 is a right side view of the cookie dough tray, the left side being identical; and,
FIG. 5 is a bottom view of the cookie dough tray.
Portions of the tray illustrated in phantom in the bottom view of the tray form no part of the claimed invention.

See application file for complete search history.

1 Claim, 3 Drawing Sheets






FIG. 1

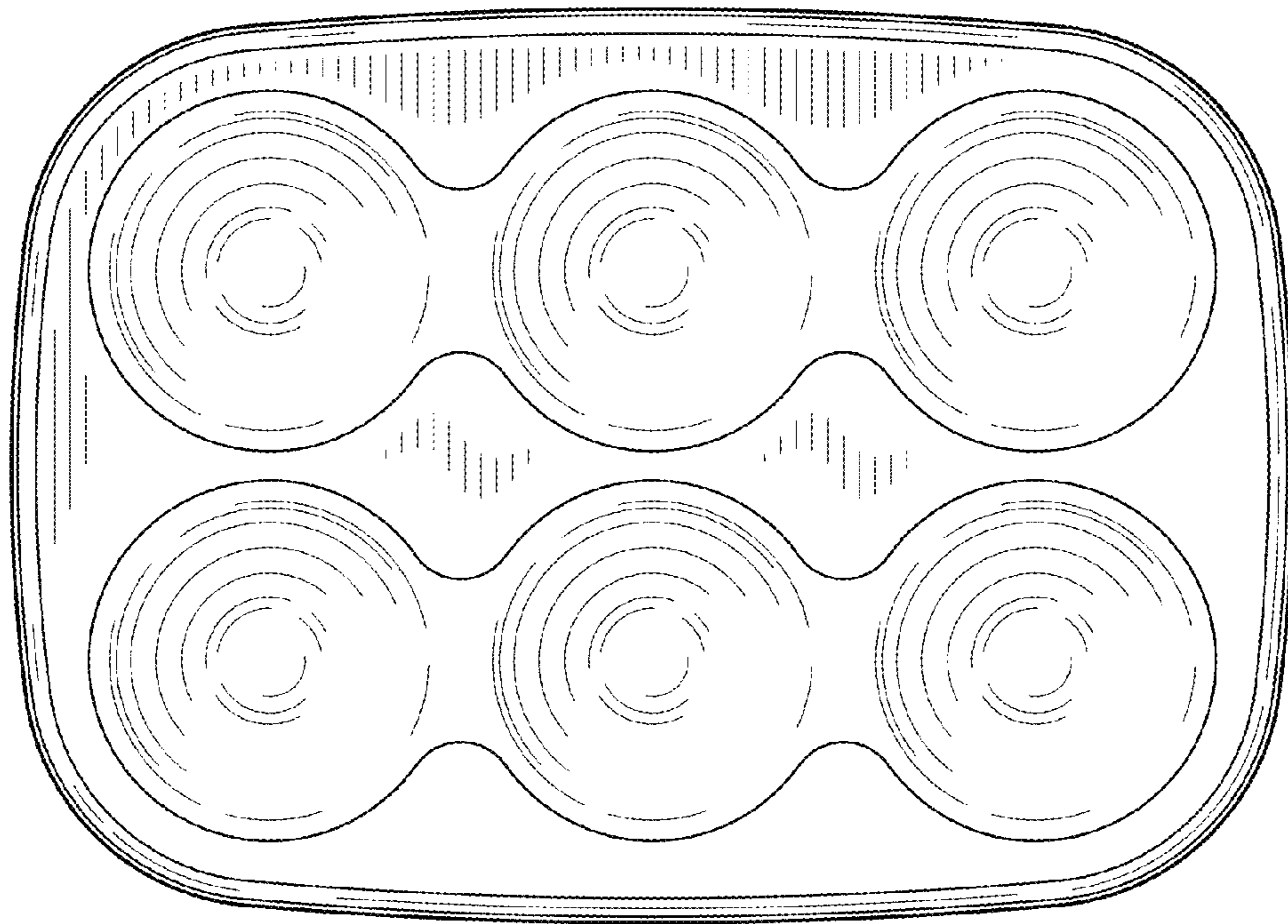


FIG. 2




FIG. 3

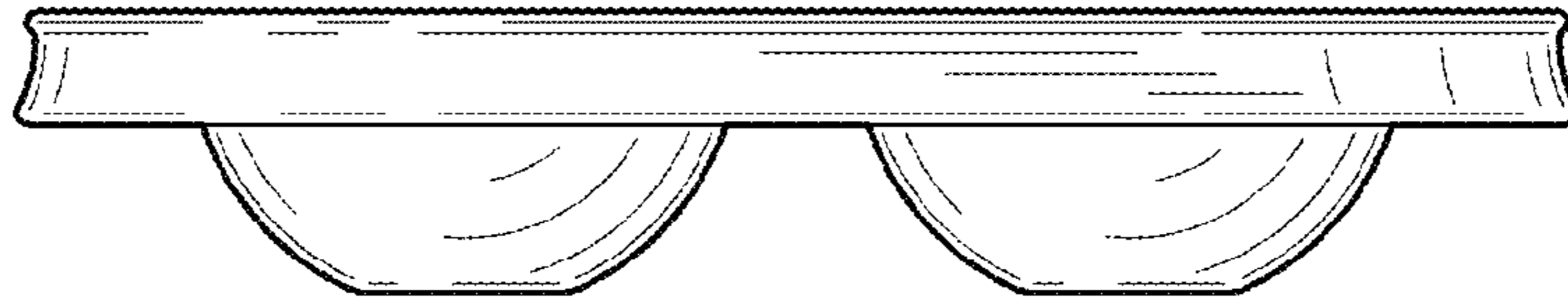


FIG. 4




FIG. 5