



US00D681973S

(12) **United States Design Patent**  
**Gibbs**

(10) **Patent No.:** **US D681,973 S**

(45) **Date of Patent:** **\*\* May 14, 2013**

(54) **WALL MOUNT PEG-BOARD CABINET WITH  
DESK**

D632,115 S 2/2011 Gibbs  
D632,116 S 2/2011 Gibbs  
D632,117 S 2/2011 Gibbs

(75) Inventor: **Daryle C. Gibbs**, Dallas, TX (US)

**OTHER PUBLICATIONS**

(73) Assignee: **Southern Enterprises, Inc.**, Coppell,  
TX (US)

[http://www.amazon.com/SEI-Black-Fold-Out-Convertible-Desk/dp/B003AKZG3S/ref=p.\\*](http://www.amazon.com/SEI-Black-Fold-Out-Convertible-Desk/dp/B003AKZG3S/ref=p.*)  
Bush Lakewood model wall mounted desk as advertised on Amazon.com, URL: [http://www.amazon.com/MY72710-03-Myspace-Lakewood-Notebook-Organizer/dp/B0045T52RS/ref=sr\\_1\\_1?ie=UTF8&qid=1343589851&sr=8-1&keywords=bush+lakewood+notebook+organizer](http://www.amazon.com/MY72710-03-Myspace-Lakewood-Notebook-Organizer/dp/B0045T52RS/ref=sr_1_1?ie=UTF8&qid=1343589851&sr=8-1&keywords=bush+lakewood+notebook+organizer) (Amazon.com: MY72710-03—Myspace Lakewood Hanging Notebook Organizer: Home Improvement), screenshot taken Jul. 29, 2012.

(\*\*) Term: **14 Years**

(21) Appl. No.: **29/428,987**

(22) Filed: **Aug. 6, 2012**

(51) **LOC (9) Cl.** ..... **06-04**

\* cited by examiner

(52) **U.S. Cl.**  
USPC ..... **D6/397**

(58) **Field of Classification Search** ..... D6/555,  
D6/429, 524, 553, 559, 567, 574, 422, 397;  
312/231, 242, 245, 313; D32/66; 108/33,  
108/35, 115

*Primary Examiner* — Philip S Hyder

*Assistant Examiner* — Sydney Buffalow

(74) *Attorney, Agent, or Firm* — Marsteller & Associates,  
P.C.

See application file for complete search history.

(57) **CLAIM**

The ornamental design for a wall mount peg-board cabinet with desk, as shown and described.

(56) **References Cited**

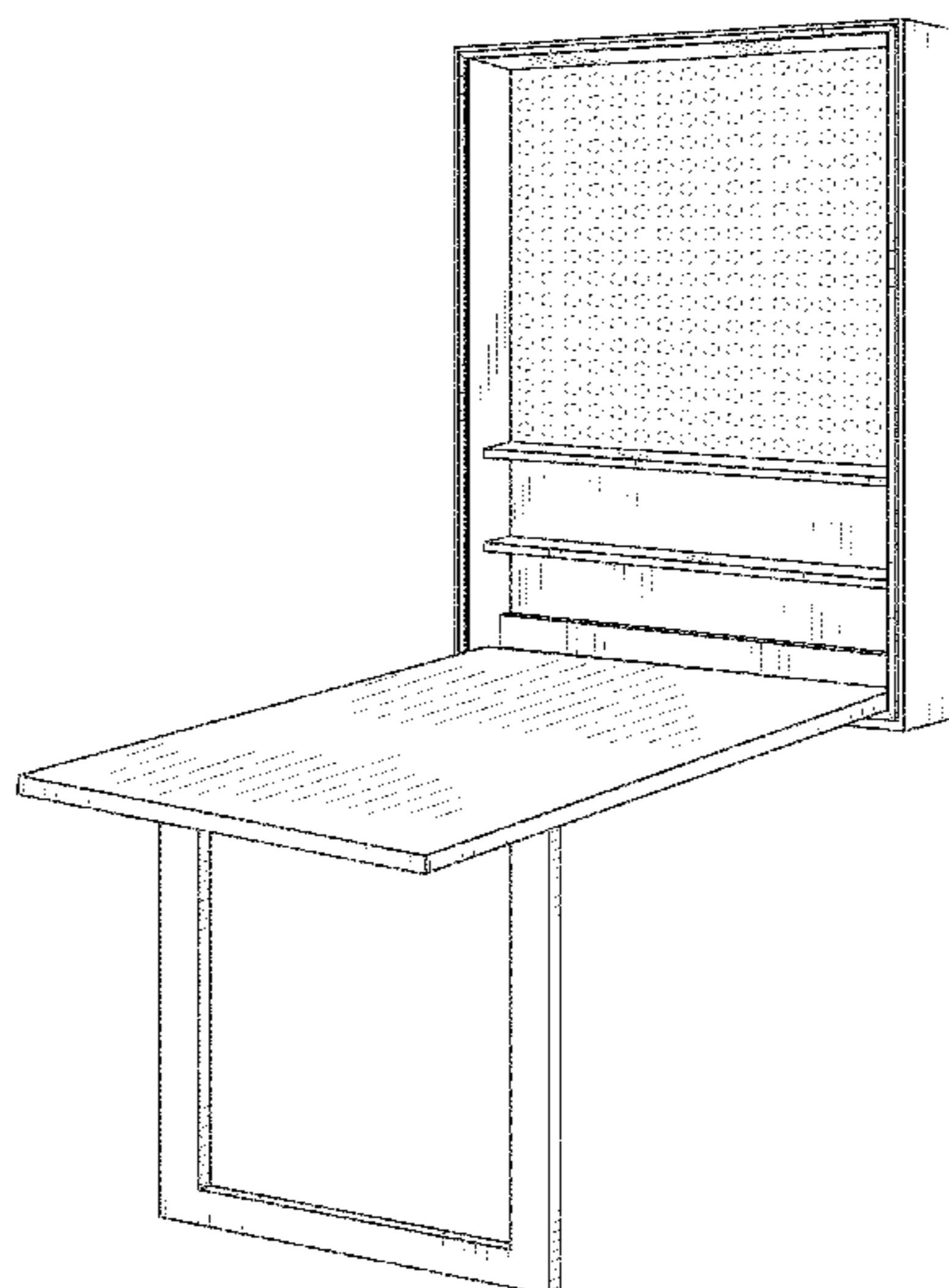
**DESCRIPTION**

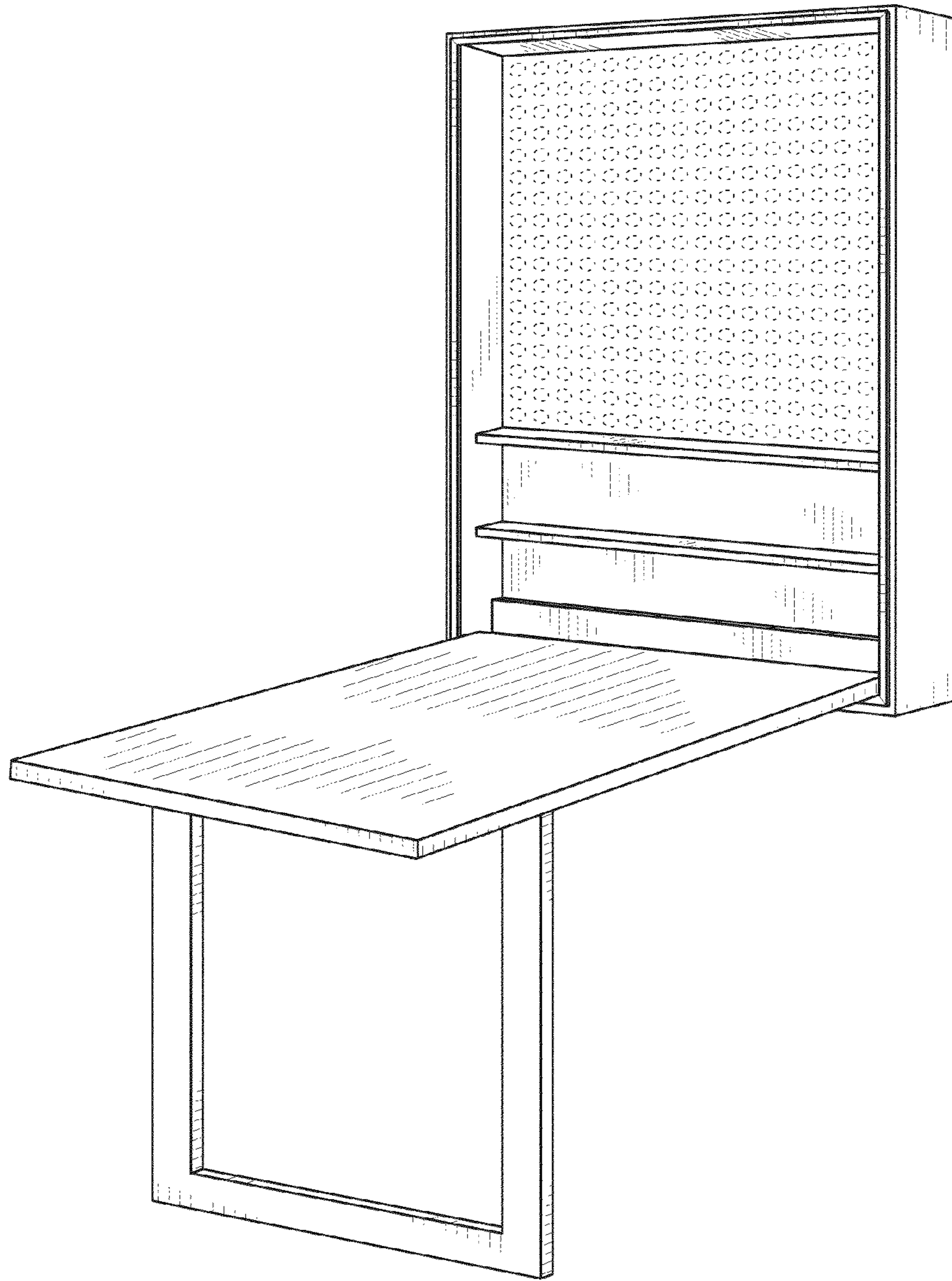
**U.S. PATENT DOCUMENTS**

D179,871 S	3/1957	Wrablika, Jr.	
4,155,609 A	5/1979	Skafto et al.	
D263,532 S *	3/1982	Ferdinand et al.	D6/555
D291,613 S *	8/1987	Forbes	D32/66
D293,403 S *	12/1987	Umanoff et al.	D6/555
D302,772 S *	8/1989	Friedman	D6/555
D314,112 S *	1/1991	Dainty	D6/555
D330,986 S *	11/1992	Lau	D6/555
D344,869 S	3/1994	Paradis et al.	
D355,990 S *	3/1995	Vincelli	D6/429
D395,185 S	6/1998	Neufeld et al.	
D489,208 S	5/2004	Noblet et al.	
D544,275 S	6/2007	Tanus	
D545,099 S *	6/2007	Fernandez, Jr.	D6/524
D549,025 S	8/2007	Van Alstyne	
D592,435 S	5/2009	Jasman	
D604,080 S	11/2009	Stolp	
D618,939 S	7/2010	Gibbs	

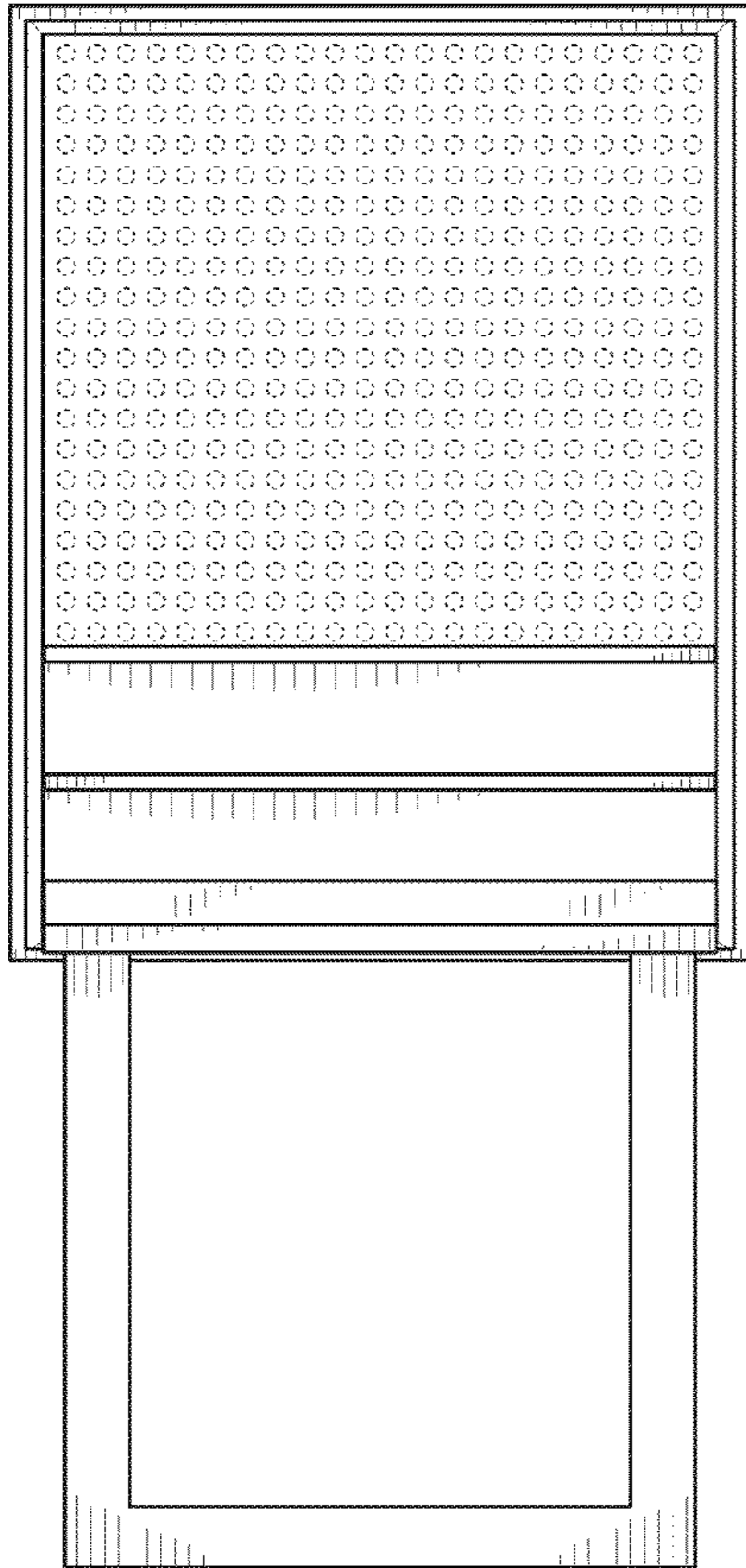
FIG. 1 is a perspective view of a wall mountable peg-board cabinet having a desk showing my new design in an unfolded configuration with the work surface of the desk in an horizontal position and a support leg in an vertical state extended from the work surface;  
FIG. 2 is a front view thereof;  
FIG. 3 is a rear view thereof;  
FIG. 4 is a right side view thereof;  
FIG. 5 is a left side view thereof;  
FIG. 6 is a top view thereof;  
FIG. 7 is a bottom view thereof;  
FIG. 8 is a perspective view thereof with the work surface of the desk and the support leg in a closed or folded state; and,  
FIG. 9 is a closed front view thereof.

**1 Claim, 6 Drawing Sheets**

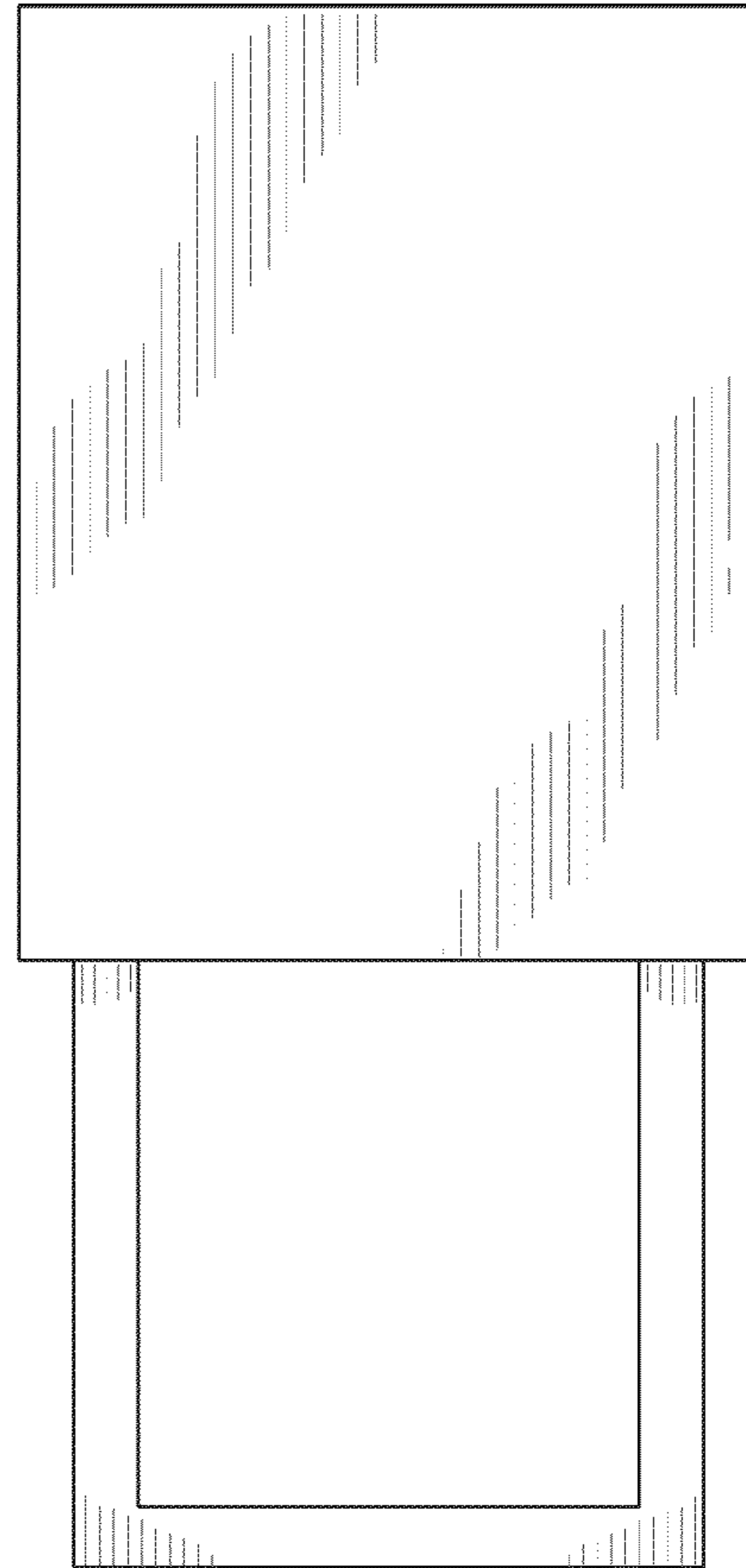




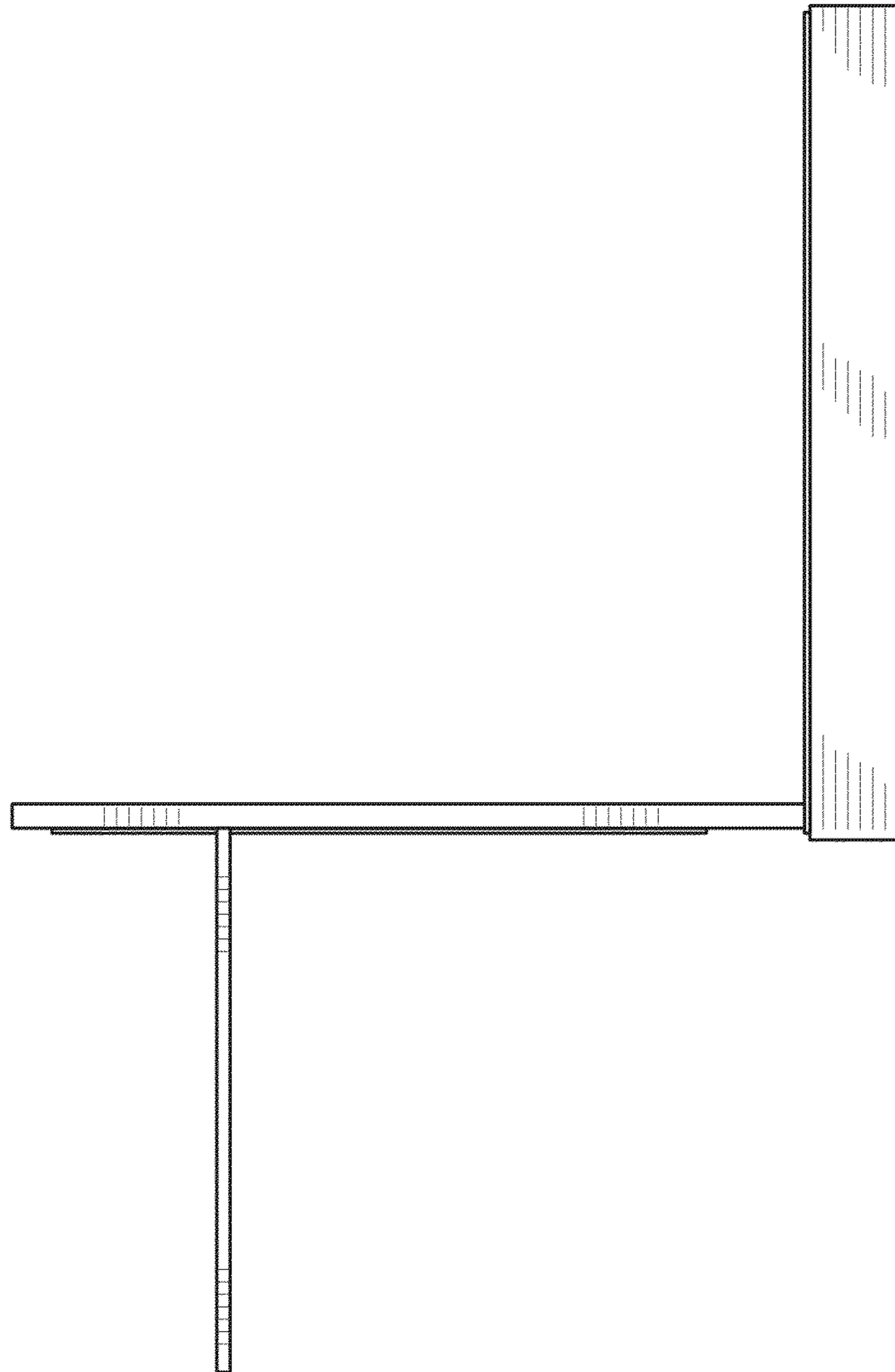
*FIG. 1*



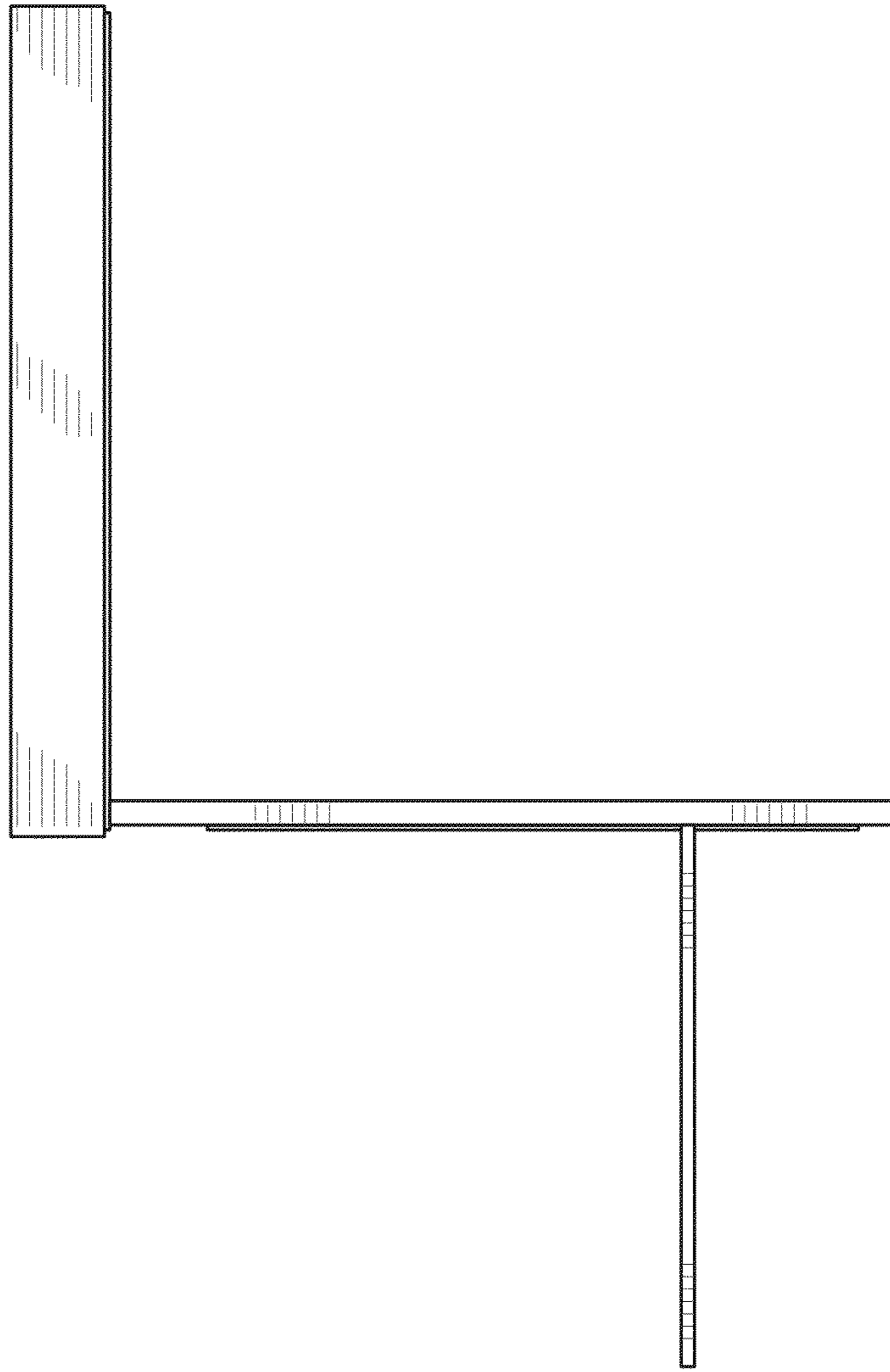
*FIG. 2*




*FIG. 3*



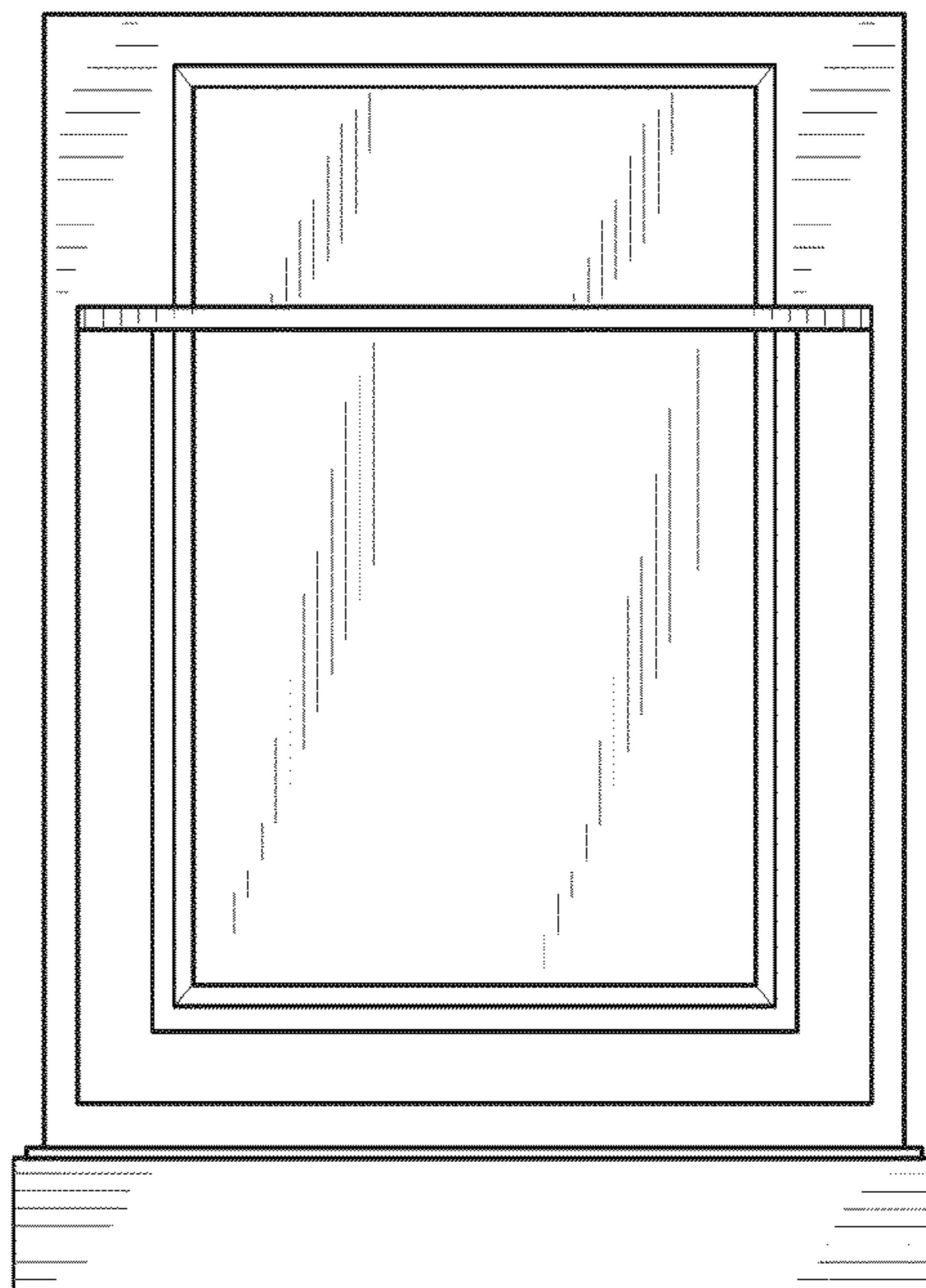
*FIG. 4*




*FIG. 5*



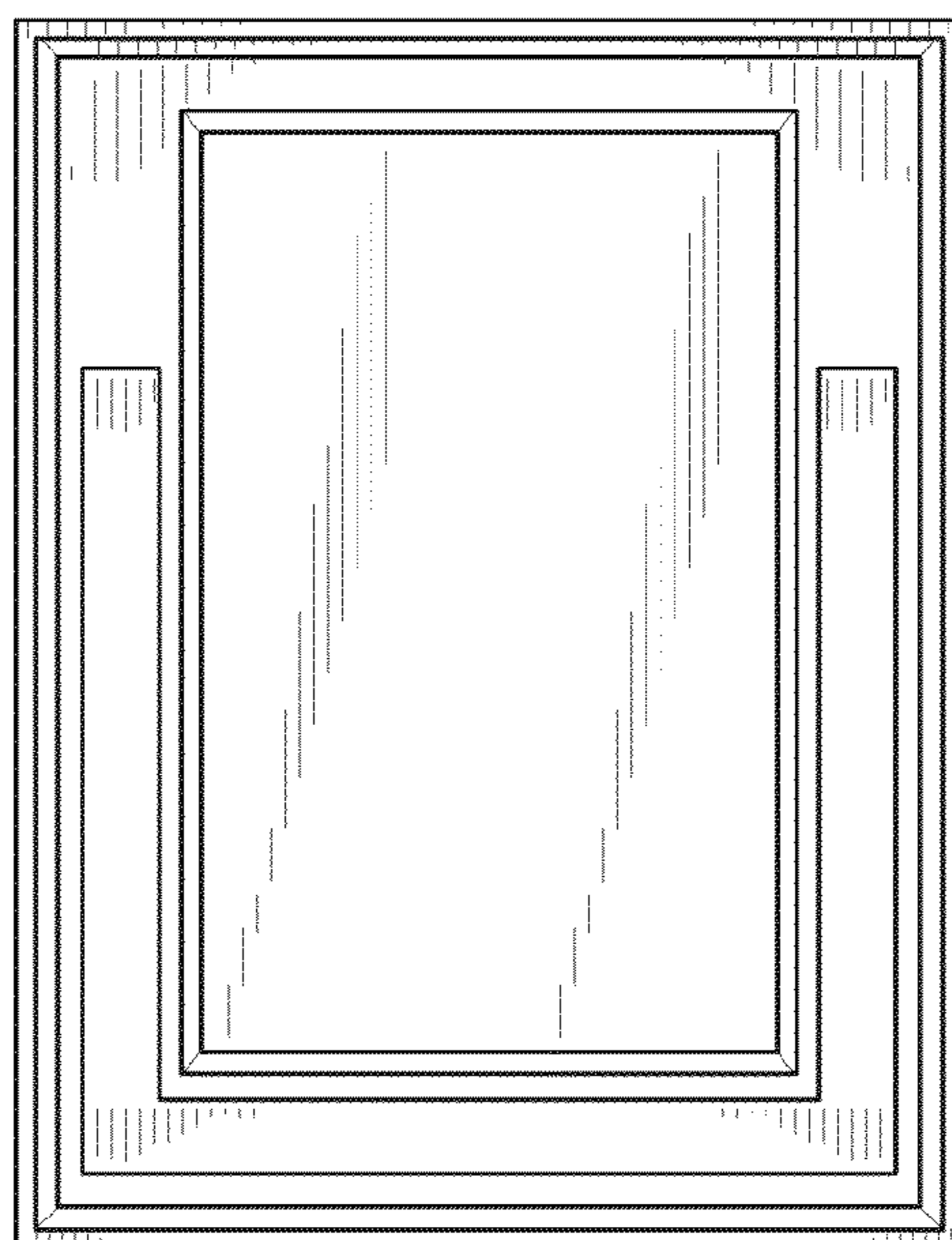
*FIG. 6*



*FIG. 7*



*FIG. 8*



*FIG. 9*