



US00D681963S

(12) **United States Design Patent**  
**Lee**

(10) **Patent No.:** **US D681,963 S**  
(45) **Date of Patent:** **\*\* May 14, 2013**

(54) **SHEET FOR VEHICLE SEATS**

(75) Inventor: **Ji-Yoon Lee**, Seoul (KR)

(73) Assignee: **LG Hausys, Ltd.**, Seoul (KR)

(\*\*) Term: **14 Years**

(21) Appl. No.: **29/413,694**

(22) Filed: **Feb. 17, 2012**

(30) **Foreign Application Priority Data**

Aug. 25, 2011 (KR) ..... 30-2011-0035438

(51) **LOC (9) Cl.** ..... **05-06**

(52) **U.S. Cl.**  
USPC ..... **D5/56**

(58) **Field of Classification Search** ..... D5/4, 46,  
D5/53, 55-63, 99; D6/582, 583, 602, 612,  
D6/617; D19/1, 5; D24/124, 126; D32/43;  
2/900; 5/490, 495; 15/208; 112/401, 416,  
112/439; 139/383 R, 383 B; 428/32, 66.5,  
428/85, 151, 152, 187, 542.6; 442/408  
See application file for complete search history.

(56) **References Cited**

U.S. PATENT DOCUMENTS

D18,647 S \* 10/1888 Burgess ..... D5/62  
599,716 A \* 3/1898 Lutwyche ..... 428/152  
D51,434 S \* 10/1917 Baeck ..... D5/7  
D88,231 S \* 11/1932 Katzman ..... D5/56  
D213,730 S \* 4/1969 Shapira ..... D5/59  
D245,196 S \* 7/1977 Schroeder ..... D5/7  
D276,282 S \* 11/1984 Burg ..... D5/7  
4,493,868 A \* 1/1985 Meitner ..... 428/171

4,885,193 A \* 12/1989 Head ..... 428/14  
5,567,487 A \* 10/1996 Head ..... 428/14  
D419,784 S \* 2/2000 Weder ..... D5/60  
7,008,700 B1 \* 3/2006 Goodson et al. .... 428/542.2  
D525,437 S \* 7/2006 Leisch et al. .... D5/53  
D634,555 S \* 3/2011 Koz ..... D5/60  
D644,441 S \* 9/2011 Hutchison ..... D5/56  
D665,780 S \* 8/2012 Li et al. .... D14/248  
2002/0187307 A1 \* 12/2002 Tanaka et al. .... 428/152  
2003/0198781 A1 \* 10/2003 Weder ..... 428/152  
2007/0033779 A1 \* 2/2007 Orlandi et al. .... 28/100  
2007/0254145 A1 \* 11/2007 Sawin et al. .... 428/292.1  
2007/0281180 A1 \* 12/2007 Inoue ..... 428/542.6

\* cited by examiner

*Primary Examiner* — Karen S Acker

(74) *Attorney, Agent, or Firm* — Nath, Goldberg & Meyer;  
Jerald L. Meyer; Scott L. Langford

(57) **CLAIM**

I claim the ornamental design for a sheet for vehicle seats, as shown and described.

**DESCRIPTION**

FIG. 1 is a surface view of a sheet for vehicle seats according to the design claimed;

FIG. 2 is a reference view of FIG. 1; and,

FIG. 3 is an enlarged detail of the area in FIG. 1 which is circumscribed in the reference view.

The broken line perimeter surrounding the design represents the boundaries of the claim and forms no part thereof. The dot dash dot broken lines circumscribing the detail form no part of the claimed design. The design is flat and planar. The thickness and rear of the sheet for vehicle seats form no part of the claimed design.

**1 Claim, 3 Drawing Sheets**




FIG. 1




FIG. 2




FIG. 3

