



US00D681962S

(12) **United States Design Patent**
Enderby

(10) **Patent No.:** **US D681,962 S**
(45) **Date of Patent:** **** May 14, 2013**

- (54) **EMBOSSED PAPER PRODUCT**
- (75) Inventor: **Sandra A. Enderby**, New Franken, WI (US)
- (73) Assignee: **Clearwater Paper Corporation**, Spokane, WA (US)
- (**) Term: **14 Years**
- (21) Appl. No.: **29/408,253**
- (22) Filed: **Dec. 8, 2011**
- (51) **LOC (9) Cl.** **05-06**
- (52) **U.S. Cl.**
USPC **D5/53**
- (58) **Field of Classification Search** D5/6, 11, D5/12, 16, 17, 19, 23, 24, 48, 32, 36, 39, D5/53, 55, 57, 59, 61, 62, 63, 66, 99; D6/588, D6/592, 600, 602, 613, 617; D19/6; D24/124, D24/126; D32/43; 2/900; 5/490, 495; 15/208; 112/401, 416, 439; 139/383 R, 383 B; 428/32, 428/37, 39, 66.5, 79, 153, 190, 919; 604/384, 604/385.01
See application file for complete search history.

3,857,133 A *	12/1974	Linenfelser	15/118
D298,586 S	11/1988	Drew et al.	
D298,588 S	11/1988	Peddada	
D332,876 S	2/1993	Shufelt et al.	
D363,610 S	10/1995	Saffran et al.	
D375,633 S	11/1996	Spanagel et al.	
D378,876 S	4/1997	Spanagel et al.	
D381,811 S	8/1997	Du Grosriez	
D395,553 S *	6/1998	Bak et al.	D5/32
D402,475 S	12/1998	Mattheussen et al.	
D407,255 S	3/1999	Librett	
D408,152 S	4/1999	Wilhelm et al.	
D409,839 S	5/1999	Wilhelm et al.	
D410,337 S	6/1999	Dwiggins et al.	
D411,049 S	6/1999	Wiese et al.	
D414,041 S	9/1999	Dwiggins et al.	
D418,983 S	1/2000	Pratt et al.	
D420,517 S	2/2000	Guillot et al.	
D420,808 S	2/2000	Dwiggins et al.	
D422,415 S	4/2000	Pratt	
D422,416 S	4/2000	Schulz et al.	

(Continued)

Primary Examiner — Karen S Acker
(74) *Attorney, Agent, or Firm* — Pillsbury Winthrop Shaw Pittman LLP

(57) **CLAIM**
The ornamental design for an embossed paper product, as shown and described.

(56) **References Cited**

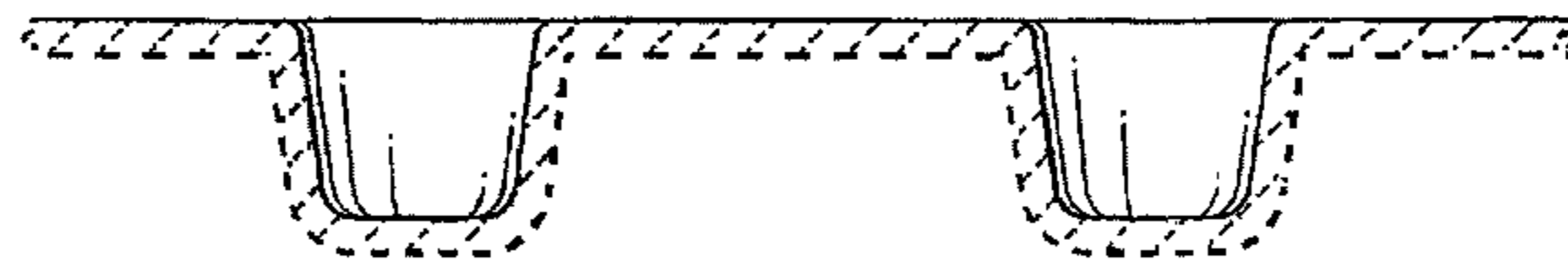

U.S. PATENT DOCUMENTS

D6,705 S	6/1873	Fisher	
D12,525 S *	10/1881	Meyer et al.	D5/39
D44,565 S *	8/1913	Hartman	D5/37
D70,668 S *	7/1926	Hanft	D5/37
D81,861 S	8/1930	Maurus	
D85,417 S *	10/1931	Freudenberg	D5/17
D108,993 S	3/1938	Barth	
D110,327 S	6/1938	Hafner	
D115,808 S *	7/1939	Megibow	D5/6
D118,890 S	2/1940	Odzer	
D139,964 S *	1/1945	Park	D5/37
D167,390 S *	8/1952	Bogdanovich	D5/37

DESCRIPTION

FIG. 1 is a plan view of one side of an embodiment of the embossed paper product; and,
FIG. 2 is an enlarged partial sectional view taken along line 2-2 in FIG. 1.
The outer rectangular broken lines depict the boundaries of the claim and form no part thereof. The dotted lines within the boundaries of FIG. 1 form part of the claimed design. The rear side of the embossed paper product forms no part of the claimed design.

1 Claim, 1 Drawing Sheet



US D681,962 S

Page 2

U.S. PATENT DOCUMENTS

D424,811 S	5/2000	Pratt et al.	
D433,238 S	11/2000	Pratt	
D437,119 S	2/2001	Jahner et al.	
D437,489 S	2/2001	Jahner et al.	
D448,576 S *	10/2001	Guillot et al.	D5/53
D449,934 S	11/2001	Merkatoris et al.	
D450,933 S *	11/2001	Abes	D5/37
D458,034 S	6/2002	Kao et al.	
D459,590 S	7/2002	Kao et al.	
D465,338 S	11/2002	Jahner et al.	
D488,622 S	4/2004	Dwiggins	
D496,794 S	10/2004	Del Solar	
D507,888 S	8/2005	Basler et al.	
D508,785 S	8/2005	Jeannot et al.	
D521,251 S	5/2006	Enderby	
D522,758 S	6/2006	Hoelt et al.	
D522,759 S	6/2006	Hoelt et al.	
D530,520 S	10/2006	Leclere et al.	
D533,724 S	12/2006	Simoni et al.	
D544,215 S	6/2007	Enderby	
D546,068 S	7/2007	Vidal et al.	
D546,069 S	7/2007	Walther et al.	
D586,564 S	2/2009	Enderby et al.	
D591,516 S	5/2009	Enderby et al.	
D624,756 S	10/2010	Walther et al.	
D658,390 S *	5/2012	Vitucci	D5/39
D665,583 S *	8/2012	Weber	D5/39

* cited by examiner




FIG. 1

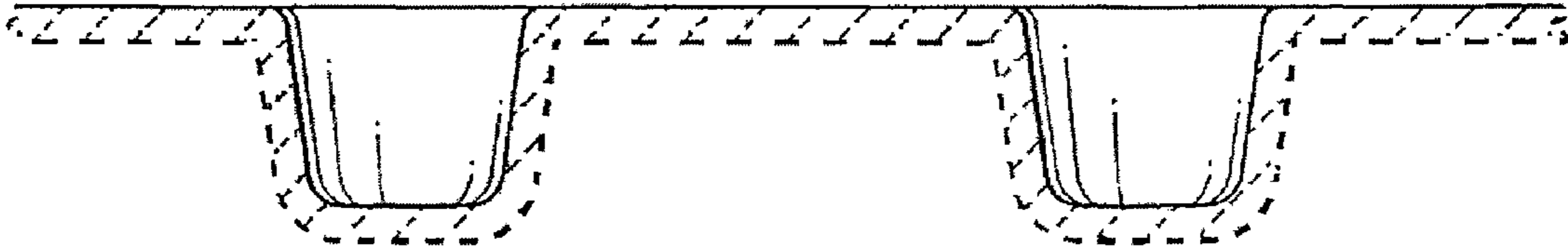


FIG. 2