



US00D681960S

(12) **United States Design Patent**
Enderby

(10) **Patent No.:** **US D681,960 S**

(45) **Date of Patent:** **** May 14, 2013**

- (54) **EMBOSSED PAPER PRODUCT**
- (75) Inventor: **Sandra A. Enderby**, New Franken, WI (US)
- (73) Assignee: **Clearwater Paper Corporation**, Spokane, WA (US)
- (**) Term: **14 Years**
- (21) Appl. No.: **29/408,248**
- (22) Filed: **Dec. 8, 2011**
- (51) **LOC (9) Cl.** **05-05**
- (52) **U.S. Cl.**
USPC **D5/53**
- (58) **Field of Classification Search** D5/6, 11, D5/12, 16, 17, 19, 23, 24, 48, 32, 36, 39, D5/53, 55, 57, 59, 61, 62, 63, 66, 99; D6/588, D6/592, 600, 602, 613, 617; D19/6; D24/124, D24/126; D32/43; 2/900; 5/490, 495; 15/208; 112/401, 416, 439; 139/383 R, 383 B; 428/32, 428/37, 39, 66.5, 79, 153, 190, 919; 604/384, 604/385.01
See application file for complete search history.

- D332,876 S 2/1993 Shufelt et al.
- D363,610 S 10/1995 Saffran et al.
- D375,633 S 11/1996 Spanagel et al.
- D378,876 S 4/1997 Spanagel et al.
- D381,811 S 8/1997 Du Grosriez
- D402,475 S 12/1998 Mattheussen et al.
- D407,255 S 3/1999 Librett
- D408,152 S 4/1999 Wilhelm et al.
- D409,839 S 5/1999 Wilhelm et al.
- D410,337 S 6/1999 Dwiggins et al.
- D411,049 S 6/1999 Wiese et al.
- D414,041 S 9/1999 Dwiggins et al.
- D418,983 S 1/2000 Pratt et al.
- D420,517 S 2/2000 Guillot et al.
- D420,808 S 2/2000 Dwiggins et al.
- D422,415 S 4/2000 Pratt
- D422,416 S 4/2000 Schulz et al.
- D424,811 S 5/2000 Pratt et al.
- D433,238 S 11/2000 Pratt
- D437,119 S 2/2001 Jahner et al.
- D437,489 S 2/2001 Jahner et al.

(Continued)

Primary Examiner — Karen S Acker
(74) *Attorney, Agent, or Firm* — Pillsbury Winthrop Shaw Pittman LLP



(57) **CLAIM**
The ornamental design for an embossed paper product, as shown and described.

- (56) **References Cited**
- U.S. PATENT DOCUMENTS
- D6,705 S 6/1873 Fisher
- D12,117 S * 1/1881 Meyer et al. D5/39
- D64,690 S * 5/1924 Schwarz D5/37
- D81,861 S 8/1930 Maurus
- D108,993 S 3/1938 Barth
- D110,327 S 6/1938 Hafner
- D118,890 S 2/1940 Odzer
- 3,857,133 A * 12/1974 Linenfelser 15/118
- 4,659,608 A * 4/1987 Schulz 428/171
- D298,586 S 11/1988 Drew et al.
- D298,588 S 11/1988 Peddada
- D319,349 S * 8/1991 Schultz et al. D5/53

DESCRIPTION

FIG. 1 is a plan view of one side of an embodiment of the embossed paper product; and, FIG. 2 is an enlarged partial sectional view taken along line 2-2 in FIG. 1. The outer rectangular broken lines depict the boundaries of the claim and form no part thereof. The dotted lines within the boundaries of FIG. 1 form part of the claimed design. The rear side of the embossed paper product forms no part of the claimed design.

1 Claim, 1 Drawing Sheet



US D681,960 S

Page 2

U.S. PATENT DOCUMENTS

D449,934 S	11/2001	Merkatoris et al.	D522,759 S	6/2006	Hoefl et al.
D458,034 S	6/2002	Kao et al.	D530,520 S	10/2006	Leclere et al.
D459,590 S	7/2002	Kao et al.	D533,724 S	12/2006	Simoni et al.
D465,338 S	11/2002	Jahner et al.	D544,215 S	6/2007	Enderby
D488,622 S	4/2004	Dwiggins	D546,068 S	7/2007	Vidal et al.
D496,794 S	10/2004	Del Solar	D546,069 S	7/2007	Walther et al.
D507,888 S	8/2005	Basler et al.	D586,564 S	2/2009	Enderby et al.
D508,785 S	8/2005	Jeannot et al.	D591,516 S	5/2009	Enderby et al.
D521,251 S	5/2006	Enderby	D624,756 S	10/2010	Walther et al.
D522,758 S	6/2006	Hoefl et al.			

* cited by examiner




FIG. 1

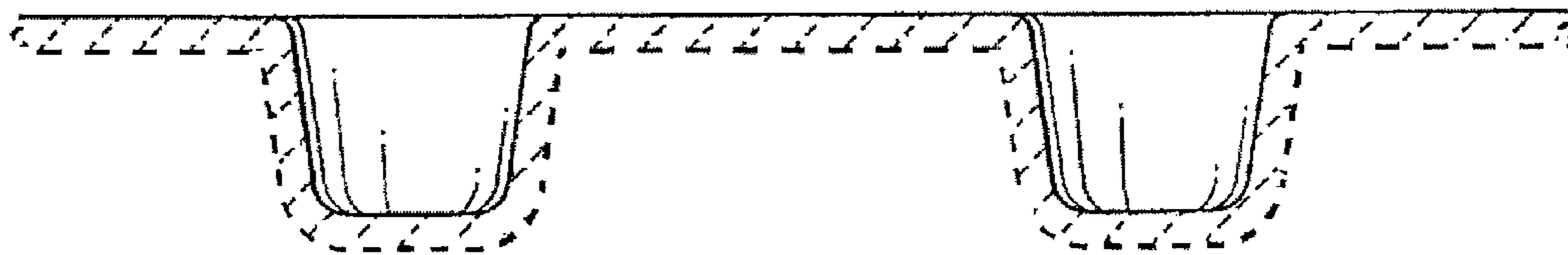


FIG. 2