



US00D681934S

(12) **United States Design Patent**
Mueller

(10) **Patent No.:** **US D681,934 S**

(45) **Date of Patent:** **** May 14, 2013**

(54) **SHOE UPPER**

D634,918 S 3/2011 Katz et al.
D643,206 S 8/2011 Chang
D653,442 S * 2/2012 Hui D2/972

(71) Applicant: **NIKE, Inc.**, Beaverton, OR (US)

(72) Inventor: **Nicole Mueller**, Portland, OR (US)

(73) Assignee: **NIKE, Inc.**, Beaverton, OR (US)

(**) Term: **14 Years**

(21) Appl. No.: **29/438,669**

(22) Filed: **Nov. 30, 2012**

(51) **LOC (9) Cl.** **02-99**

(52) **U.S. Cl.**
USPC **D2/972**

(58) **Field of Classification Search** D2/902,
D2/906-908, 944, 969, 972, 975; 36/45,
36/50.1, 77 M, 77 R, 83, 88, 113, 114, 126-131
See application file for complete search history.

(56) **References Cited**

U.S. PATENT DOCUMENTS

D467,721 S	*	12/2002	Lupo	D2/972
D501,982 S		2/2005	Belley et al.		
D525,420 S	*	7/2006	Cass	D2/972
D530,502 S		10/2006	Schambra		
D530,503 S		10/2006	Schambra		
D577,892 S	*	10/2008	St-Louis et al.	D2/969
D577,894 S	*	10/2008	St-Louis et al.	D2/969
D583,141 S		12/2008	Mermet		
D583,547 S		12/2008	Mermet		
D595,499 S	*	7/2009	Dekovic	D2/972
D595,500 S		7/2009	Mermet		
D626,311 S		11/2010	Zhang		

OTHER PUBLICATIONS

Nike Footwear Catalog, Men's and Women's Footwear: Holiday 1999, p. M12, published Mar. 1999, Nike, Inc., USA.
Nike Footwear Catalog, October & November Flow Footwear: Late Fall 1999, p. 22, published Mar. 1999, Nike, Inc., USA.
Nike Footwear Catalog, Men's and Women's Footwear: Fall 2003, p. 83, published Nov. 2002, Nike, Inc., USA.
Nike Footwear Catalog, Footwear: Fall 2005, p. 83, published Nov. 2004, Nike, Inc., USA.
Nike Footwear Catalog, Women's Running Footwear: Spring 2011, p. 133, published date unknown, but prior to the filing date of the present application, Nike, Inc., USA.

* cited by examiner

Primary Examiner — Dominic Simone

(74) *Attorney, Agent, or Firm* — Banner & Witcoff, Ltd.

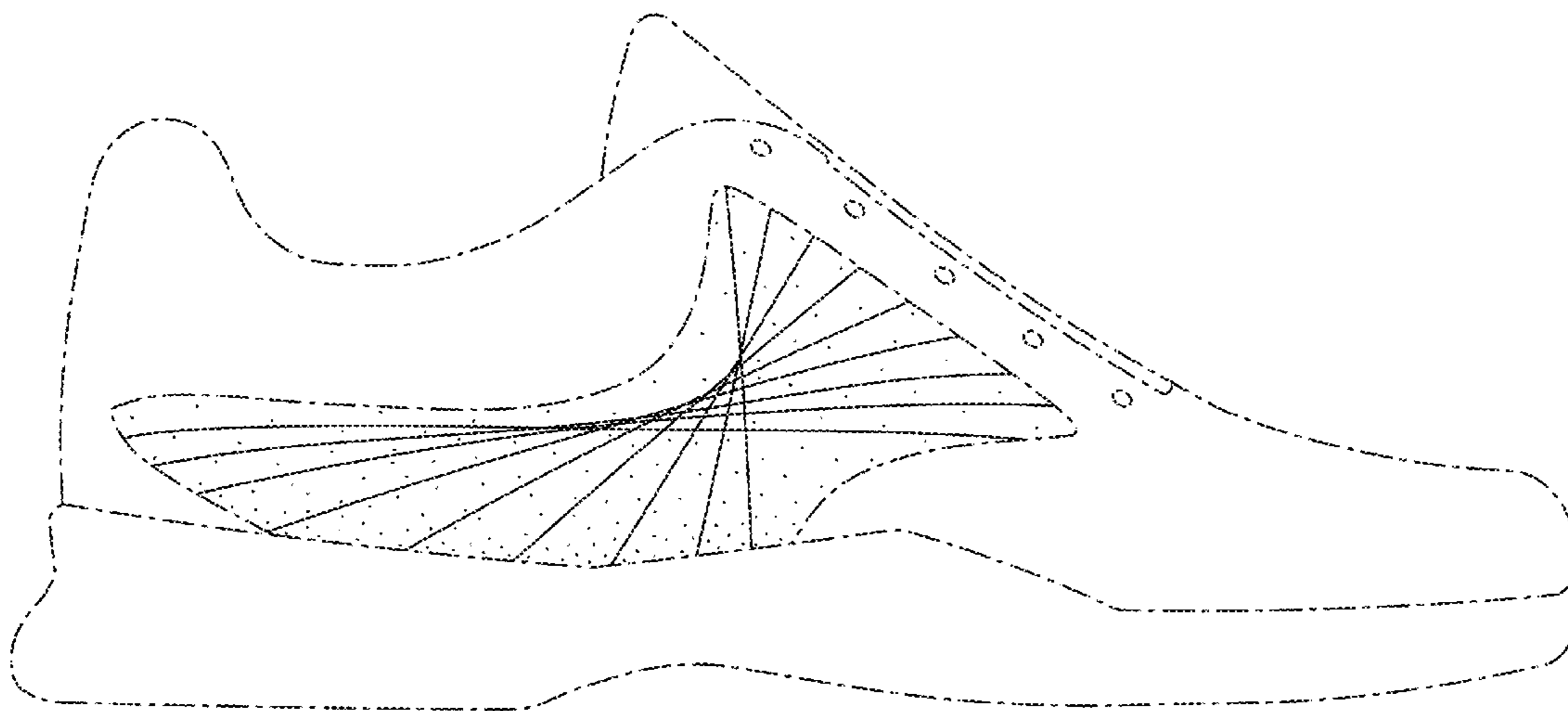
(57) **CLAIM**

The ornamental design for a shoe upper, as shown and described.

DESCRIPTION

FIG. 1 is a front perspective view of a shoe upper showing my new design;
FIG. 2 is a side view thereof; and,
FIG. 3 is a rear perspective view thereof.
The broken lines immediately adjacent to the shaded area represent unclaimed boundaries of the design. The broken lines showing the remainder of the shoe are for environmental purposes only and form no part of the claimed design.

1 Claim, 3 Drawing Sheets



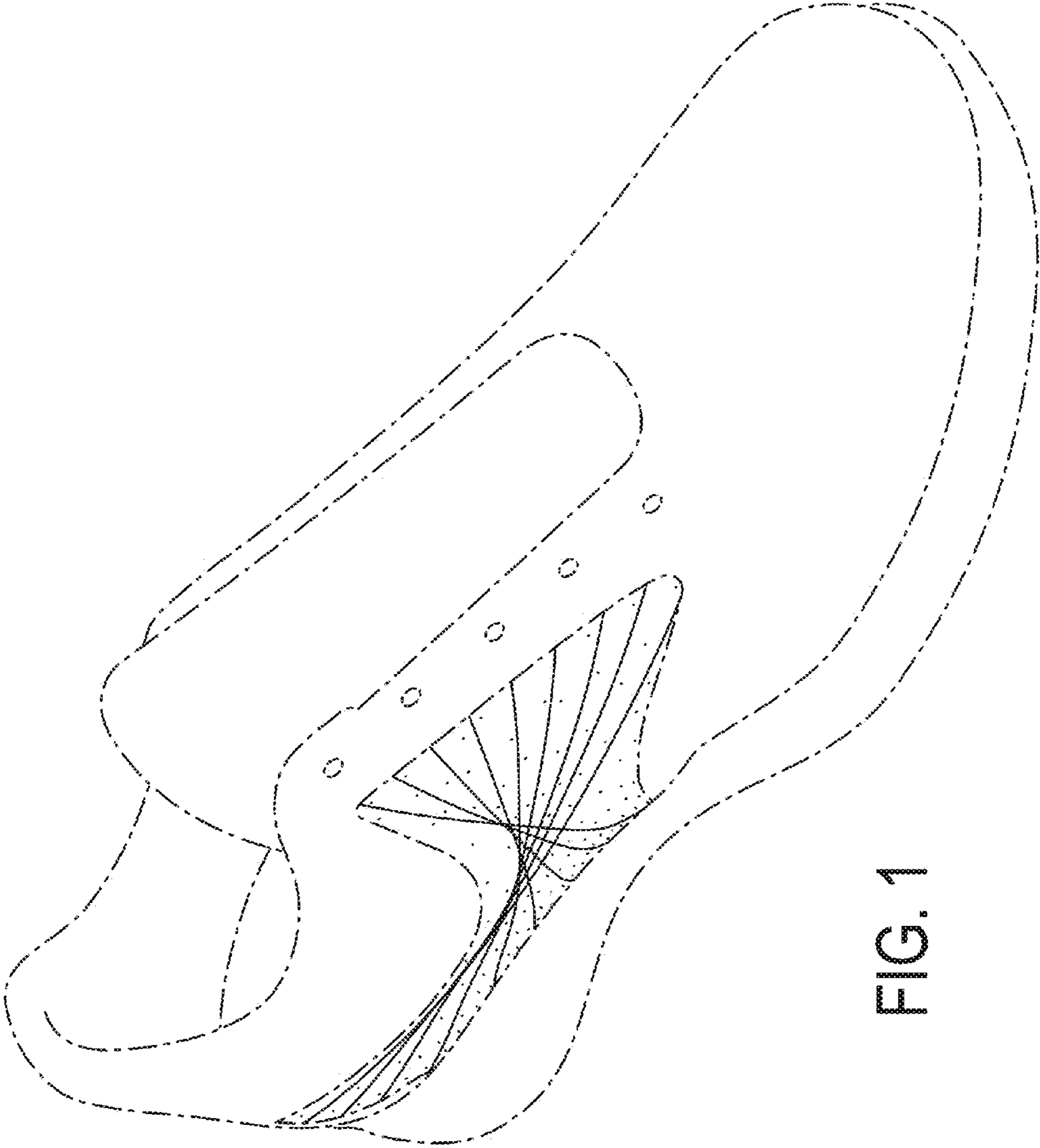


FIG. 1

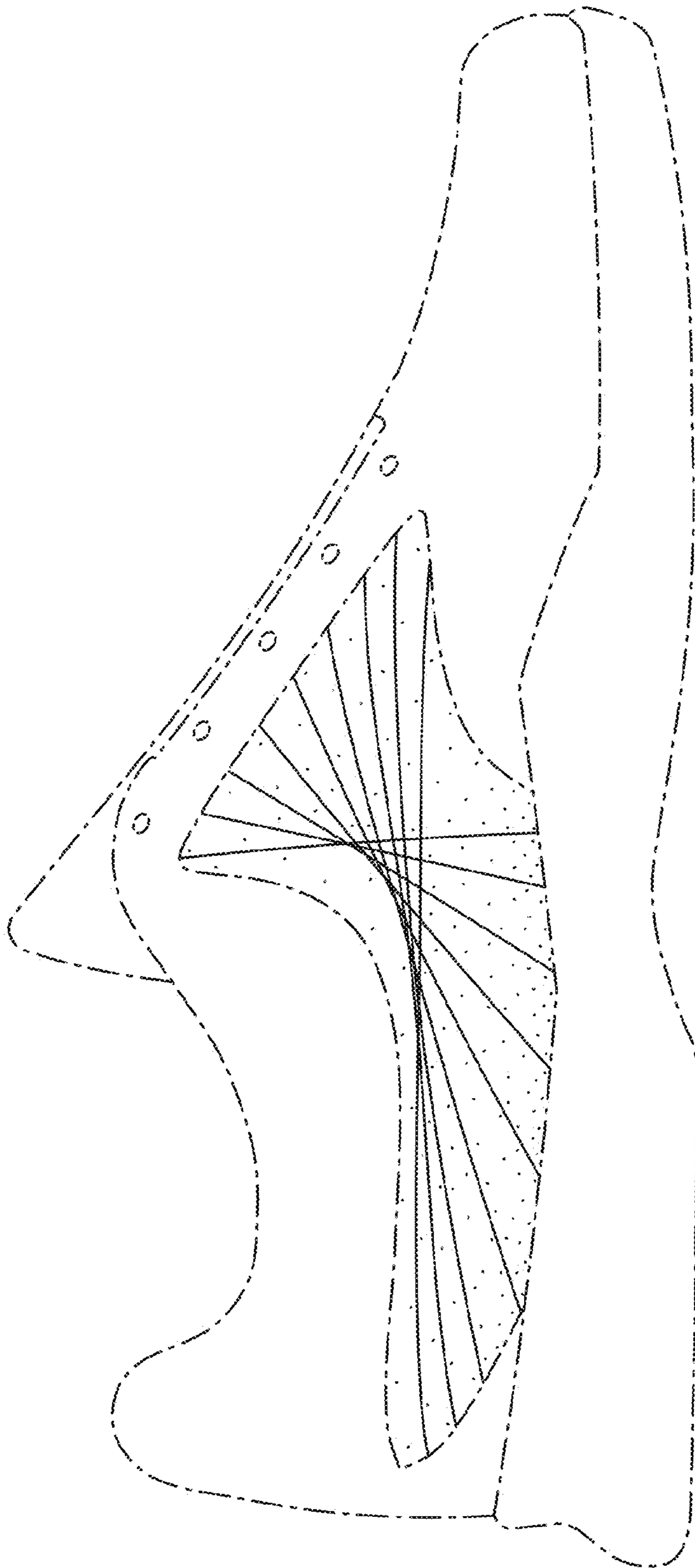


FIG. 2

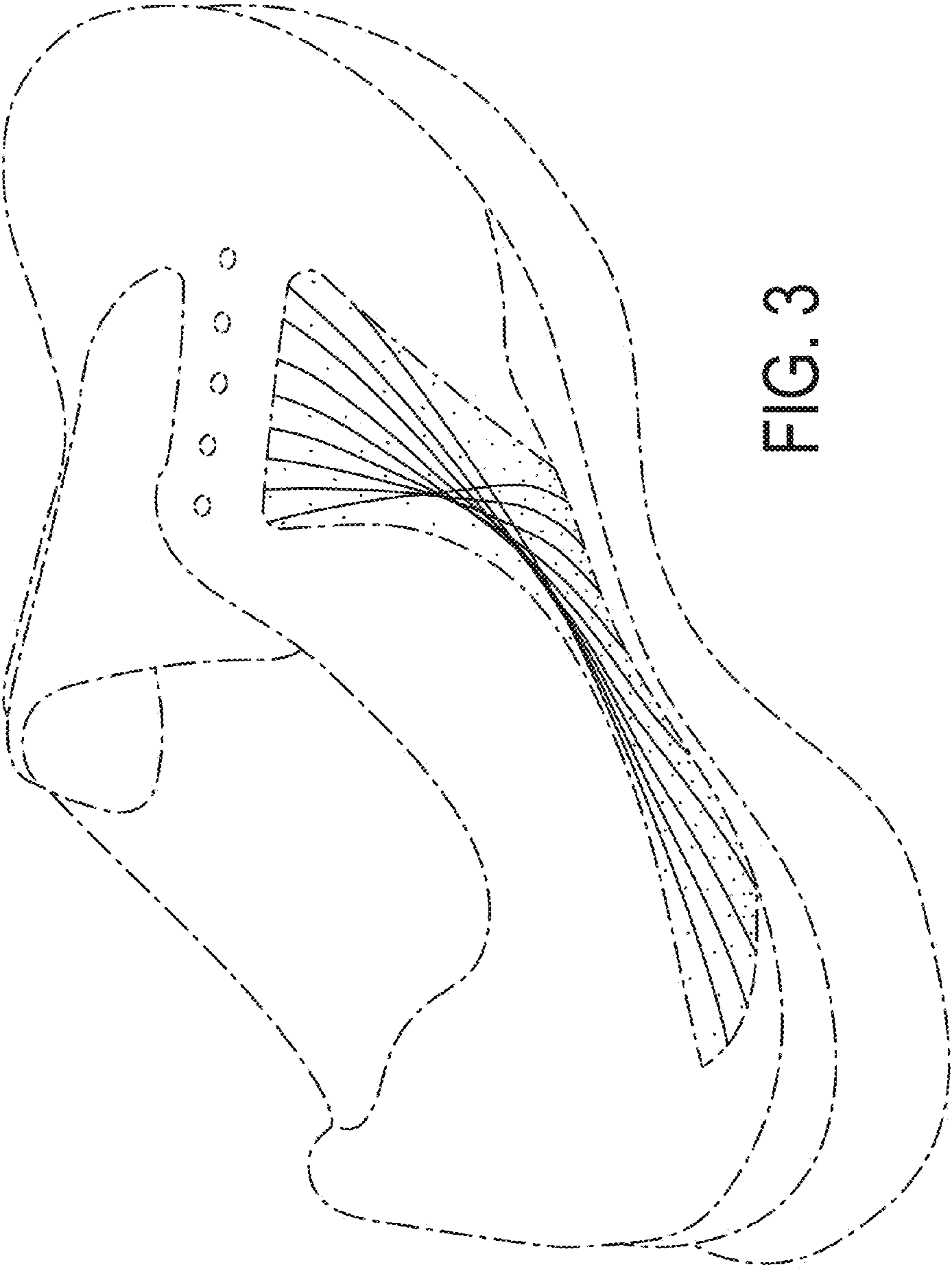


FIG. 3