



US00D681932S

(12) **United States Design Patent**
Parrett

(10) **Patent No.:** **US D681,932 S**
(45) **Date of Patent:** **** May 14, 2013**

- (54) **SHOE UPPER**
- (71) Applicant: **NIKE, Inc.**, Beaverton, OR (US)
- (72) Inventor: **Laura C. Parrett**, Portland, OR (US)
- (73) Assignee: **NIKE, Inc.**, Beaverton, OR (US)
- (**) Term: **14 Years**
- (21) Appl. No.: **29/438,403**
- (22) Filed: **Nov. 29, 2012**
- (51) **LOC (9) Cl.** **02-99**
- (52) **U.S. Cl.**
USPC **D2/972**
- (58) **Field of Classification Search** D2/902,
D2/906-908, 944, 969, 972, 975; 36/45,
36/50.1, 77 M, 77 R, 83, 88, 113, 114, 126-131
See application file for complete search history.

- D543,682 S * 6/2007 Matis et al. D2/969
- D547,039 S 7/2007 Belley et al.
- D568,037 S 5/2008 Kuerbis
- D662,300 S * 6/2012 Christopherson D2/969
- D667,622 S 9/2012 Spring
- D675,008 S * 1/2013 VanHook D2/972

OTHER PUBLICATIONS

Nike Footwear Catalog, Men's and Women's Footwear: Late Spring 2002, p. 17, published Sep. 2001, Nike, Inc., USA.
 Nike Footwear Catalog, Men's and Women's Footwear: Late Spring 2002, p. 22, published Sep. 2001, Nike, Inc., USA.
 Nike Footwear Catalog, Men's and Women's Footwear: Late Spring 2002, p. 23, published Sep. 2001, Nike, Inc., USA.
 Nike Footwear Catalog, Men's and Women's Footwear (blue cover): Fall 2000, p. 27, published Nov. 1999, Nike, Inc., USA.

* cited by examiner

Primary Examiner — Dominic Simone
 (74) *Attorney, Agent, or Firm* — Banner & Witcoff, Ltd.

(56) **References Cited**

U.S. PATENT DOCUMENTS

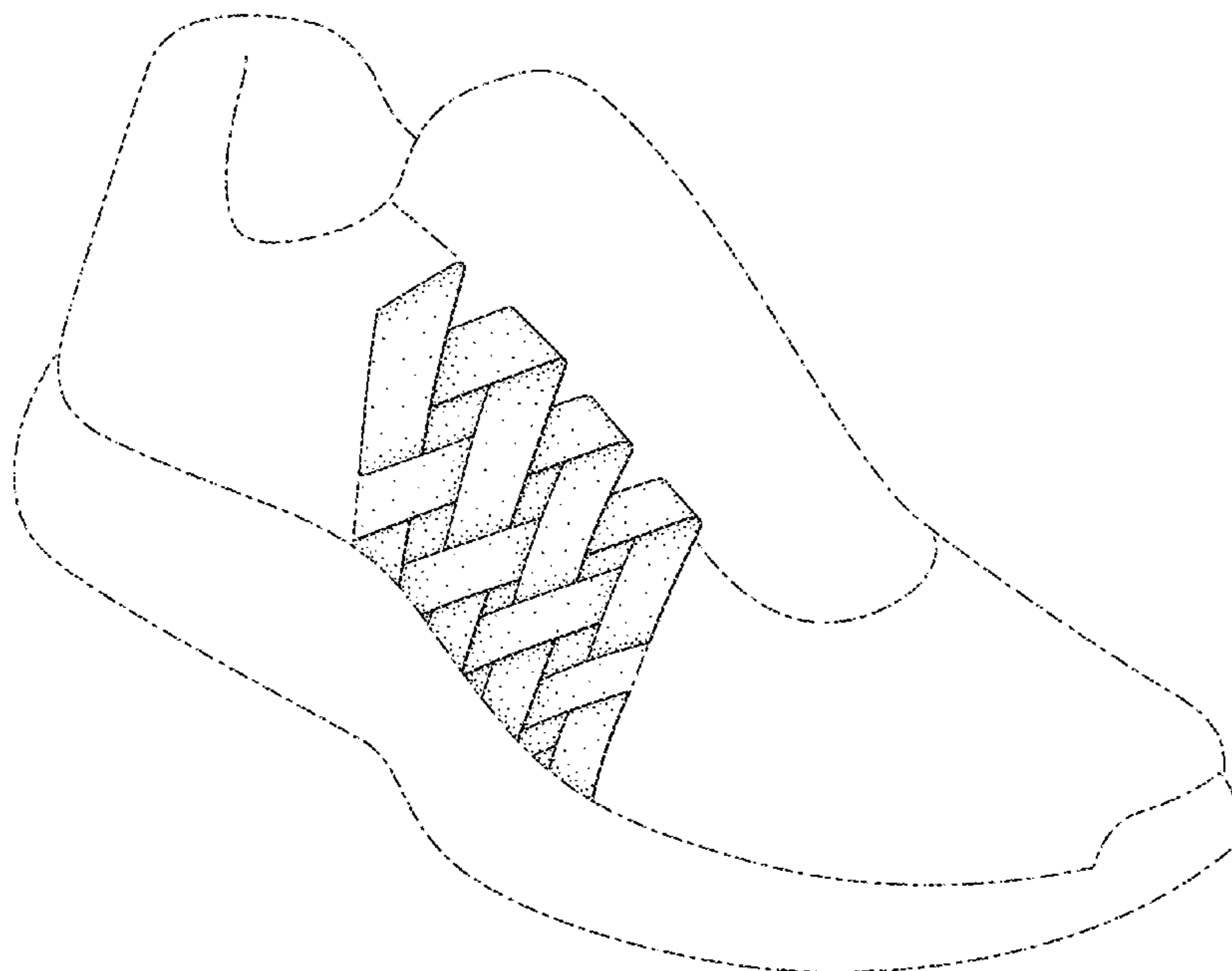
D114,457 S	4/1939	Ochs	
D114,459 S	4/1939	Ochs	
D118,692 S	1/1940	Carfagno	
D121,340 S	7/1940	Scherer	
D132,197 S	4/1942	Daniels	
D386,896 S *	12/1997	Fogg	D2/972
D467,723 S	12/2002	Gerber et al.	
D477,456 S *	7/2003	Burg et al.	D2/969
D482,854 S *	12/2003	Burg et al.	D2/969
D504,999 S *	5/2005	Robbins et al.	D2/969
D505,253 S *	5/2005	Rask	D2/972
D512,213 S *	12/2005	Hlavacs	D2/972
D523,228 S *	6/2006	Henderson	D2/972
D529,707 S *	10/2006	Shaffer	D2/972

(57) **CLAIM**
 The ornamental design for a shoe upper, as shown and described.

DESCRIPTION

FIG. 1 is a front perspective view of a shoe upper showing my new design;
 FIG. 2 is a side view thereof; and,
 FIG. 3 is a rear perspective view thereof.
 The broken lines immediately adjacent to the shaded area represent unclaimed boundaries of the design. The broken lines showing the remainder of the shoe are for environmental purposes only and form no part of the claimed design.

1 Claim, 3 Drawing Sheets



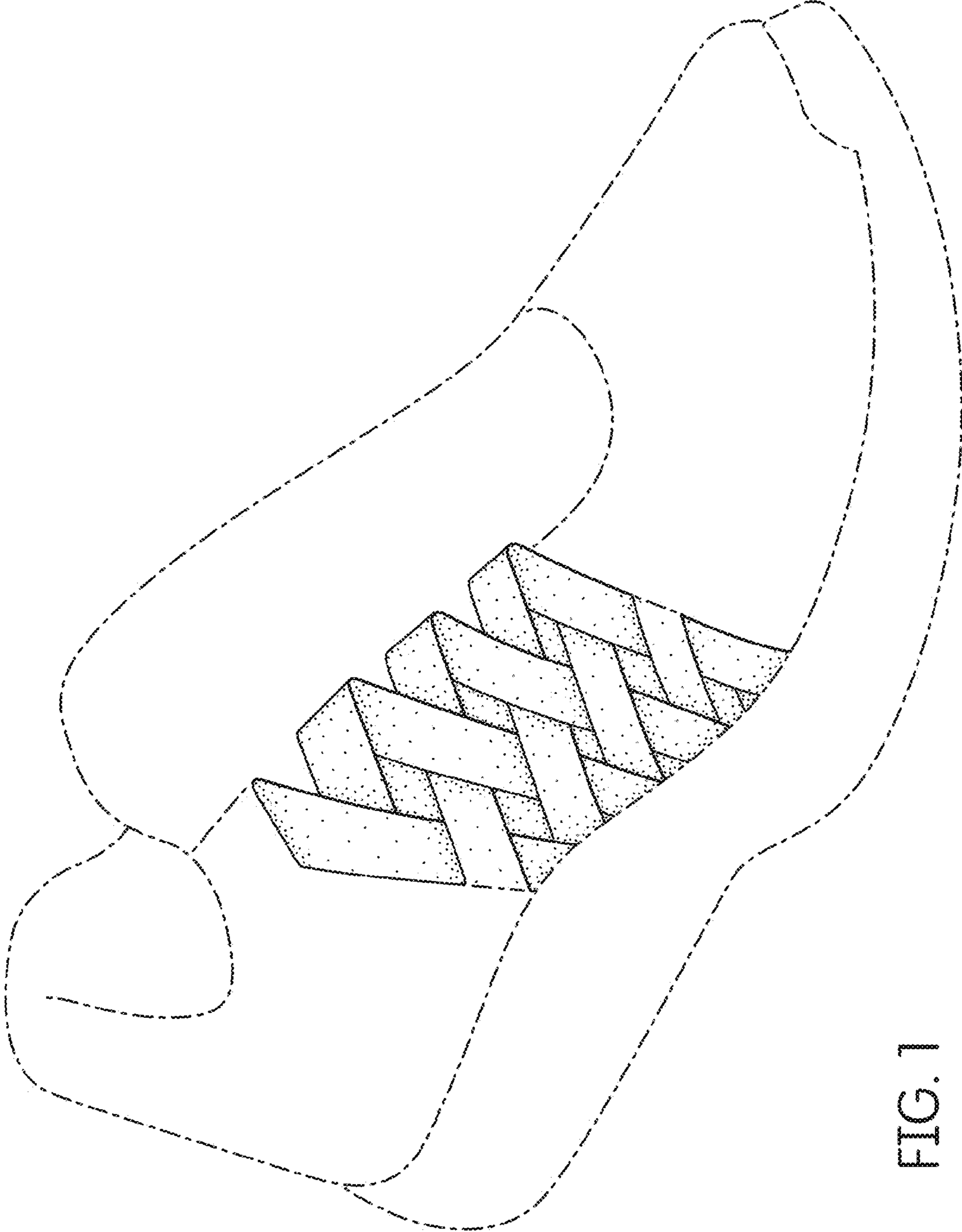


FIG. 1

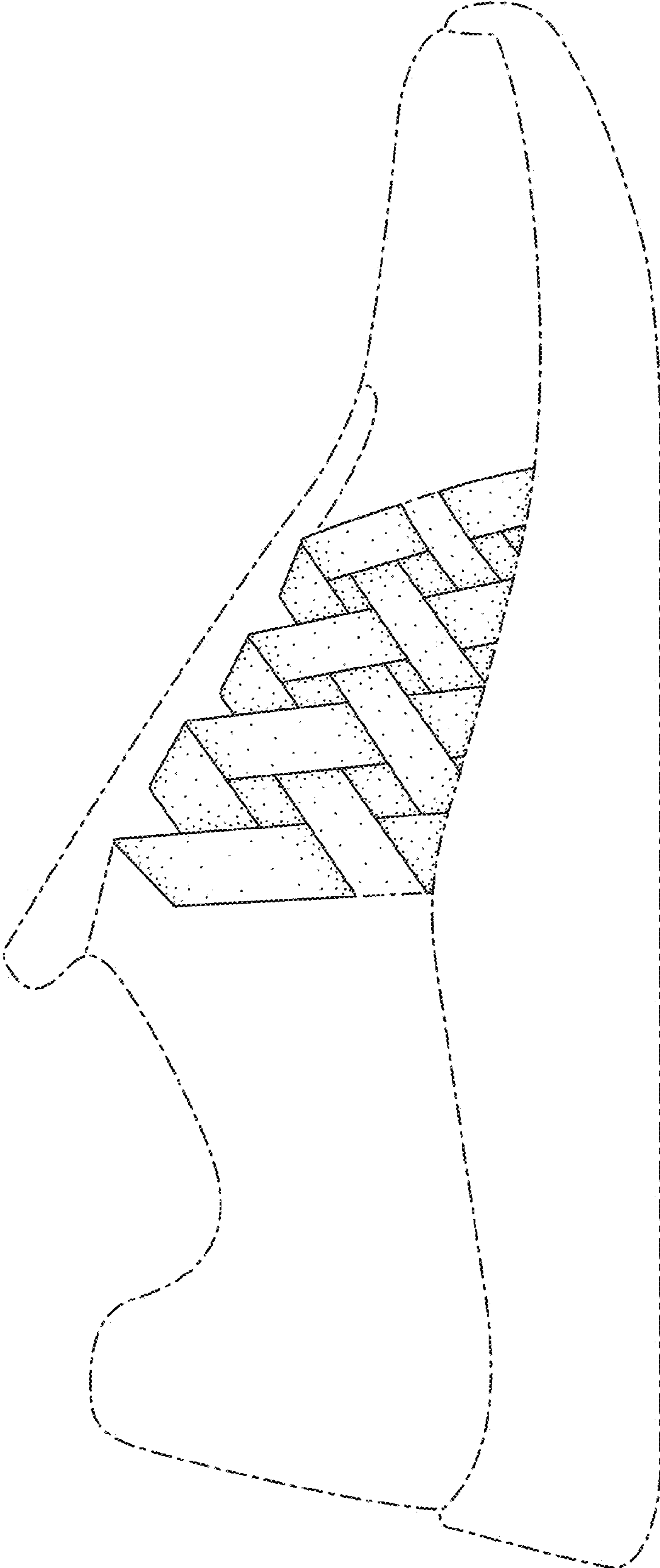


FIG. 2

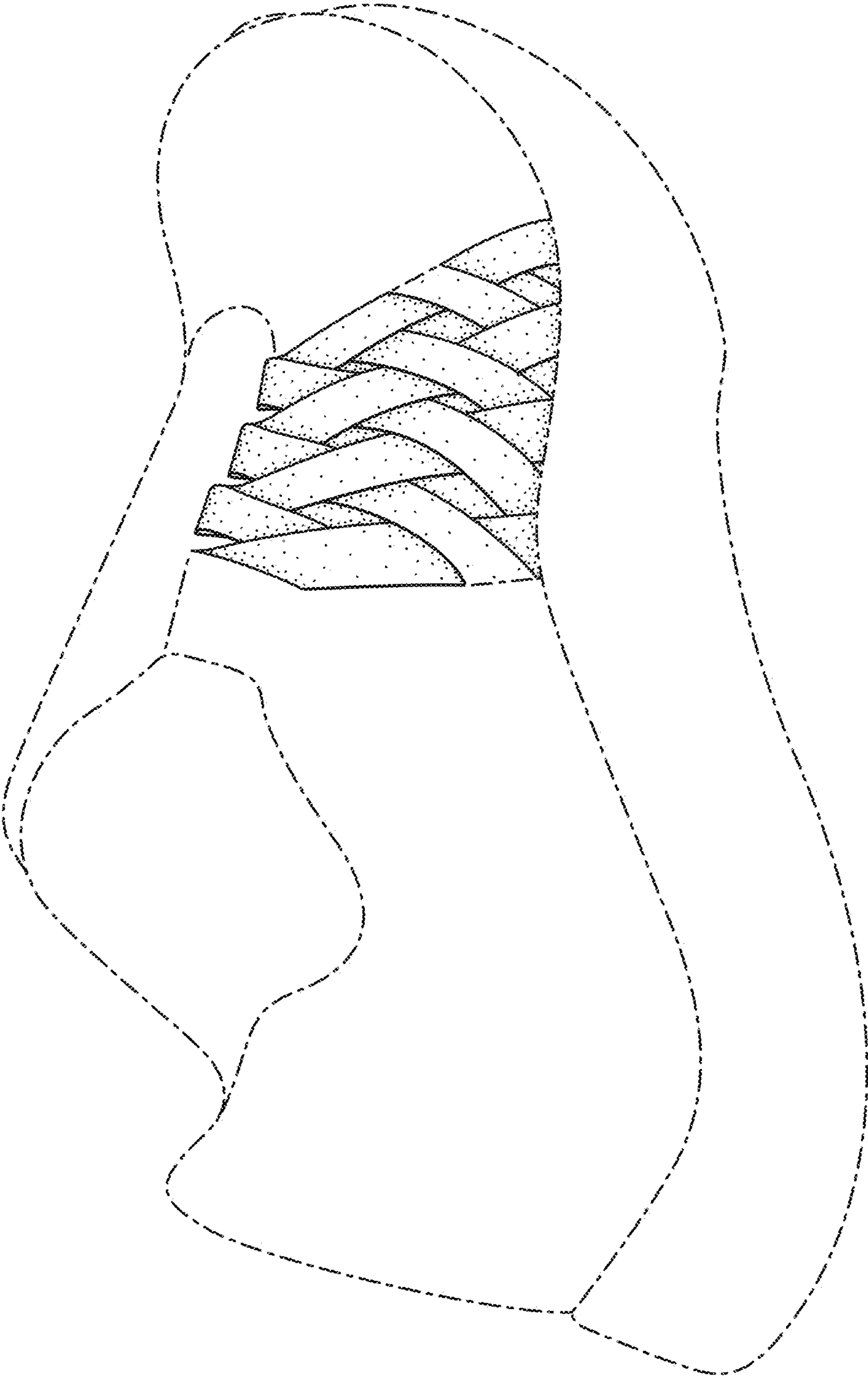


FIG. 3